



# ELECTRICAL DESIGN GROUP

ELECTRICAL BUILDING SERVICES CONSULTANTS

P.O. Box 15, SHERWOOD Q. 4075

Phone: (07) 3278 4375

Website: www.edg.net.au Email: brisbane@edg.net.au

C3354a - ASPLEY LEAGUES CLUB - GAMING REFURBISHMENT

C3354a-0001(H).xls

ELECTRICAL SERVICES CONTRACT DOCUMENT SCHEDULE

REVISION H - 12 SEPTEMBER 2025

ISSUING INFORMATION					DATE OF ISSUE									
					DAY	04	23	17	25	31	02	04	12	
					MONTH	04	05	06	07	07	09	09	09	
					YEAR	25	25	25	25	25	25	25	25	
REASON FOR ISSUE						T	C	C	C	C	C	C	C	
A = APPROVAL					C = CONSTRUCTION					N = COORDINATION				
					P = PRELIMINARY					T = TENDER				

DISTRIBUTION					NUMBER OF COPIES									
WWW.EDG.NET.AU					1E	1E	1E	1E	1E	1E	1E	1E	1E	
BSPN ARCHITECTURE					1E	1E	1E	1E	1E	1E	1E	1E	1E	
P = PRINT					T = TRACING					D = DISC				
					E = EMAIL					F = FAX				

DOCUMENTS					REVISION									
C3354a-E01.dwg	LEGEND & DETAILS	A	B		C	D	E							
C3354a-E02.dwg	FLOOR PLAN	A	B	C		D					E			
C3354a-E03.dwg	GAMING FIBRE FLOOR PLAN	A	B											
C3354a-E04.dwg	REFLECTED CEILING PLAN	A	B	C	D	E	F							
C3354a-E05.dwg	JOINERY & WALL LIGHTING DETAILS	A	B	C			D	E						
C3354a-E06.dwg	CEILING LED STRIP LIGHTING PLAN	A	B	C			D	E						
C3354a-E07.dwg	NOTES	A	B											
C3354a-0001.xls	CONTRACT DOCUMENT SCHEDULE	A	B	C	D	E	F	G	H					
C3354a-0002.xls	EQUIPMENT SCHEDULE	A	B		C	D	E	F						
C3354a-0004.xls	LIGHTING CONTROL SCHEDULE	A	B				C	D						
C3354a-0005.xls	DISTRIBUTION BOARD DB-G SCHEDULE	A	B	C		D								
C3354a-0006.xls	DISTRIBUTION BOARD DB-E SCHEDULE		A			B								
C3354a-0001.zip	FITTING & OUTLET DATASHEETS		A											



# ELECTRICAL DESIGN GROUP

ELECTRICAL BUILDING SERVICES CONSULTANTS

P.O. Box 15, SHERWOOD Q. 4075

Phone: (07) 3278 4375 Fax: (07) 3716 0222

Web Site: [www.edg.net.au](http://www.edg.net.au) Email: [brisbane@edg.net.au](mailto:brisbane@edg.net.au)

C3354a - ASPLEY LEAGUES CLUB - GAMING REFURBISHMENT

C3354a-0002(F).xls

## ELECTRICAL EQUIPMENT SCHEDULE

REVISION F - 04 SEPTEMBER 2025

THE LIGHT FITTING SUPPLIER CONTACT DETAILS MAY BE AVAILABLE ON THE EDG WEBSITE VIA THE FOLLOWING LINK  
[www.edg.net.au/Links/Lighting.htm](http://www.edg.net.au/Links/Lighting.htm)

TYPE	LAMPS	DESCRIPTION	COLOUR / ACCESSORY	CATALOGUE No	REV
L1		TAKE POSSESSION OF DECORATIVE PENDANTS FROM THE CLIENT AND INSTALL. THE FITTING TYPES ARE THE SAME AS THE L6 FITTINGS. CONFIRM THE SUSPENSION LENGTH ON SITE WITH THE ARCHITECT.			A
L2		TAKE POSSESSION OF DECORATIVE PENDANTS FROM THE CLIENT AND INSTALL EACH L2 AS A TIGHT GROUP OF THREE. THE FITTING TYPES ARE THE SAME AS THE L6 FITTINGS. CONFIRM THE SUSPENSION LENGTHS ON SITE WITH THE ARCHITECT.			A
L3	3000K LED	55DEG RECESSED DOWNLIGHT C/W REMOTE DALI DIMMABLE DRIVER	BLACK	GAMMA ILLUMINATION CIMI 1094-VWFL-3K-22W	A
L4	4000K LED	AMENITY RECESSED DOWNLIGHT C/W REMOTE DRIVER	WHITE	GAMMA ILLUMINATION MYLO 1004-4K-13W	A
L5	3000K 3W 240VOLT TE DIMMABLE G9 LAMP	DECORATIVE WALL LIGHT TO BE POSITIONED AS PER THE ARCHITECTURAL ELEVATION	AGED BRASS	LIGHTERIOR EVIE WALL LIGHT	A
L6	3000K 3W 240VOLT TE DIMMABLE G9 LAMP PER FITTING	DECORATIVE PENDANT. PROVIDE EACH L6 AS A CLUSTER OF THREE FITTINGS. CONFIRM THE SUSPENSION LENGTHS ON SITE WITH THE ARCHITECT.	BRASS	3 X CARIBOU CONTINA SKU: NLX6N2113153035	B
L7		EXISTING RECESSED DOWNLIGHT TO REMAIN AS IS			D
L8		EXISTING RECESSED DOWNLIGHT TO BE RELOCATED AS INDICATED. THE EXISTING SUPPLY AND CONTROL IS TO BE RETAINED.			D
L9		PROVIDE A NEW RECESSED DOWNLIGHT TO MATCH THE EXISTING L7 FITTING. UTILISE THE EXISTING L7 FITTINGS SUPPLY AND CONTROL.			D
L10		PROVIDE A NEW RECESSED DOWNLIGHT TO MATCH THE EXISTING L7 FITTING. UTILISE THE EXISTING CASH ROOM 2 SWITCH AND CIRCUIT TO SUPPLY THE NEW L10 FITTINGS. REMOVE ALL OF THE EXISTING CASH ROOM 2 LIGHTS.			E
S1	880LM /M 3000K 24V LED	LED STRIP LIGHT IN A SCREW FIXED EXTRUSION C/W OPAL DIFFUSER MOUNTED BEHIND THE WALL FEATURE AS PER THE ELEVATION AND THE ARCHITECTURAL DETAIL. PROVIDE THE S1 WITH A REMOTE DALI DIMMABLE POWER SUPPLIES LOCATED IN A CONCEALED ACCESSIBLE POSITION NOTED ON THE AS CONSTRUCTED DOCUMENTS.	NATURAL	MELEC ML-ALU-1407-2M - ML-VLCRI-14.4-WW	A
S2	880LM /M 3000K 24V LED	LED STRIP LIGHT IN A SCREW FIXED EXTRUSION C/W OPAL DIFFUSER WITHIN THE CASHIER COUNTER AS PER THE ELEVATION AND THE ARCHITECTURAL DETAIL. PROVIDE THE S2 WITH A REMOTE DALI DIMMABLE POWER SUPPLIES LOCATED IN A CONCEALED ACCESSIBLE POSITION NOTED ON THE AS CONSTRUCTED DOCUMENTS.	NATURAL	MELEC ML-ALU-1407-2M - ML-VLCRI-14.4-WW	A



# ELECTRICAL DESIGN GROUP

ELECTRICAL BUILDING SERVICES CONSULTANTS

P.O. Box 15, SHERWOOD Q. 4075

Phone: (07) 3278 4375 Fax: (07) 3716 0222

Web Site: [www.edg.net.au](http://www.edg.net.au) Email: [brisbane@edg.net.au](mailto:brisbane@edg.net.au)

C3354a - ASPLEY LEAGUES CLUB - GAMING REFURBISHMENT

C3354a-0002(F).xls

## ELECTRICAL EQUIPMENT SCHEDULE

REVISION F - 04 SEPTEMBER 2025

THE LIGHT FITTING SUPPLIER CONTACT DETAILS MAY BE AVAILABLE ON THE EDG WEBSITE VIA THE FOLLOWING LINK  
[www.edg.net.au/Links/Lighting.htm](http://www.edg.net.au/Links/Lighting.htm)

TYPE	LAMPS	DESCRIPTION	COLOUR / ACCESSORY	CATALOGUE No	REV
S3	880LM /M 3000K 24V LED	LED STRIP LIGHT IN A SCREW FIXED EXTRUSION C/W OPAL DIFFUSER MOUNTED WITHIN THE REAR BAR JOINERY AS PER THE ELEVATION AND THE ARCHITECTURAL DETAIL. PROVIDE THE S3 WITH A REMOTE DALI DIMMABLE POWER SUPPLIES LOCATED IN A CONCEALED ACCESSIBLE POSITION NOTED ON THE AS CONSTRUCTED DOCUMENTS.	NATURAL	MELEC ML-ALU-1407-2M - ML-VLCRI-14.4-WW	A
S4	880LM /M 3000K 24V LED	LED STRIP LIGHT IN A SCREW FIXED EXTRUSION C/W OPAL DIFFUSER MOUNTED WITHIN THE PROMO JOINERY AS PER THE SECTION AND THE ARCHITECTURAL DETAIL. PROVIDE THE S4 WITH A REMOTE DALI DIMMABLE POWER SUPPLY LOCATED IN A CONCEALED ACCESSIBLE POSITION NOTED ON THE AS CONSTRUCTED DOCUMENTS.	NATURAL	MELEC ML-ALU-1407-2M - ML-VLCRI-14.4-WW	A
S5	880LM /M 3000K 24V LED	LED STRIP LIGHT IN A SCREW FIXED EXTRUSION C/W OPAL DIFFUSER MOUNTED WITHIN THE PROMO JOINERY AS PER THE SECTION AND THE ARCHITECTURAL DETAIL. PROVIDE THE S5 WITH A REMOTE DALI DIMMABLE POWER SUPPLY LOCATED IN A CONCEALED ACCESSIBLE POSITION NOTED ON THE AS CONSTRUCTED DOCUMENTS.	NATURAL	MELEC ML-ALU-1407-2M - ML-VLCRI-14.4-WW	A
S6	12W/M 2700K LED	FLEXIBLE LED ROPE FLEX SCREW FIXED RECESSED INTO THE CEILING PELMET AS PER THE ARCHITECTURAL DETAIL. PROVIDE THE S6 STRIP WITH REMOTE DALI DIMMABLE POWER SUPPLIES AS REQUIRED LOCATE THE POWER SUPPLIES IN A CONCEALED ACCESSIBLE POSITION NOTED ON THE AS CONSTRUCTED DOCUMENTS.	WHITE	NPA L-NF-GLOW-VWW + POWER SUPPLY & DALI CONTROLLER	A
S7	880LM /M 3000K 24V LED	LED STRIP LIGHT IN A SCREW FIXED EXTRUSION C/W OPAL DIFFUSER MOUNTED WITHIN THE TV SCREEN JOINERY AS PER THE ELEVATION AND THE ARCHITECTURAL DETAIL. PROVIDE EACH GROUP OF S7 LED WITH A REMOTE DALI DIMMABLE POWER SUPPLY LOCATED IN A CONCEALED ACCESSIBLE POSITION NOTED ON THE AS CONSTRUCTED DOCUMENTS.	NATURAL	MELEC ML-ALU-1407-2M - ML-VLCRI-14.4-WW	A
S8	880LM /M 3000K 24V LED	LED STRIP LIGHT IN A SCREW FIXED EXTRUSION C/W OPAL DIFFUSER MOUNTED WITHIN THE SHELF AS PER THE ELEVATION AND THE ARCHITECTURAL DETAIL. PROVIDE THE S8 WITH A REMOTE DALI DIMMABLE POWER SUPPLIES LOCATED IN A CONCEALED ACCESSIBLE POSITION NOTED ON THE AS CONSTRUCTED DOCUMENTS.	NATURAL	MELEC ML-ALU-1407-2M - ML-VLCRI-14.4-WW	E



# ELECTRICAL DESIGN GROUP

ELECTRICAL BUILDING SERVICES CONSULTANTS

P.O. Box 15, SHERWOOD Q. 4075

Phone: (07) 3278 4375 Fax: (07) 3716 0222

Web Site: [www.edg.net.au](http://www.edg.net.au) Email: [brisbane@edg.net.au](mailto:brisbane@edg.net.au)

C3354a - ASPLEY LEAGUES CLUB - GAMING REFURBISHMENT

C3354a-0002(F).xls

## ELECTRICAL EQUIPMENT SCHEDULE

REVISION F - 04 SEPTEMBER 2025

THE LIGHT FITTING SUPPLIER CONTACT DETAILS MAY BE AVAILABLE ON THE EDG WEBSITE VIA THE FOLLOWING LINK  
[www.edg.net.au/Links/Lighting.htm](http://www.edg.net.au/Links/Lighting.htm)

TYPE	LAMPS	DESCRIPTION	COLOUR / ACCESSORY	CATALOGUE No	REV
S9	880LM /M 3000K 24V LED	LED STRIP LIGHT FIXED IN PLACE BEHIND THE TVS WITH DOUBLE SIDED INDUSTRIAL STRENGTH TAPE TO CREATE A HALO AROUND ALL EXTERNAL EDGES OF THE TVS. CONFIRM THE SIZE OF THE TVS WITH THE ARCHITECT. PROVIDE THE S9 WITH A REMOTE DALI DIMMABLE POWER SUPPLIES LOCATED IN A CONCEALED ACCESSIBLE POSITION NOTED ON THE AS CONSTRUCTED DOCUMENTS. ALL CABLING FROM THE LED STRIP TO THE DRIVER MUST BE CONCEALED.	NATURAL	MELEC ML-VLCRI-14.4 WW	F
E1	LED	EMERGENCY LIGHT: RECESSED NON-MAINTAINED EMERGENCY LIGHT. AS2293 CLASSIFICATION C0-D40 - C90-D40.	BLACK	CLEVERTRONICS LLIFEBLK	A
EX	LED	EXIT LIGHT: MAINTAINED 24M VIEWING DISTANCE EXIT LIGHT C/W DIFFUSERS & DIRECTIONAL ARROWS AS SHOWN. CEILING SURFACE MOUNT OR WALL MOUNT BETWEEN 2100mm & 2700mm AFFL IF THERE IS NO VERTICAL SURFACE TO MOUNT THE FITTING ON WITHIN THIS RANGE CONFIRM THE MOUNTING HEIGHT WITH THE ENGINEER. AS2293 CLASSIFICATION C0-D1.25- C90-D2	BLACK	CLEVERTRONICS LUBPRO-SM BLK	A
CEILING FAN (F1)		1300 DIA LOW PROFILE CEILING FAN C/W A REMOTE CONTROLLER	WHITE AIRFOIL WHITE HARDWARE	BIGG ASS HAIKU COASTAL 1.3DIA LOW PROFILE C/W REMOTE CONTROLLER MK-HKC1-0402506A824F824105(S2)	D
HEATER (H1)		40000w AREA HEATER PROVIDE EACH HEATER WITH REMOTE WIRELESS CONTROL. CONFIRM THE LOCATION OF THE CONTROLLER ON SITE WITH THE ARCHITECT	BLACK HEATER AND MOUNTING	BROMIC 2620264-2 + CONTROLLER	D
LIGHTING CONTROL SWITCH PANEL (SP)		6-BUTTON PROGRAMMABLE SWITCH PANEL C/W CENTRAL LCD DISPLAY MOUNTED AT 1000mm AFFL UNLESS NOTED OTHERWISE.	BLACK	DYNALITE ANTUMBRA DISPLAY	A
LIGHTING CONTROL PRESENCE DETECTOR (PD)		ADJUSTABLE FLUSH RECESSED 360 DEGREE PIR PRESENCE DETECTOR TO OPERATE THE ASSOCIATED LIGHTS FOR A PRE-SET AMOUNT OF TIME. ADJUST THE TIME AND SENSITIVITY ON SITE AS DIRECTED BY THE ENGINEER. SUBMIT DETAILS OF THE MOVEMENT DETECTOR SWITCH FOR APPROVAL PRIOR TO ORDERING	WHITE	CLIPSAL	B
TRAILING EDGE MANUAL POT DIMMER (DIM)		400W 240 VOLT TRAILING EDGE MANUAL POT DIMMER MOUNTED WITHIN THE DB-G ESCUTCHEON. ENSURE THE DIMMERS ARE COMPATIBLE WITH THE L5 AND L6 LAMPS			A

C3354a-0002(F).xls

Pages inc. any attach. 3 of 5



# ELECTRICAL DESIGN GROUP

ELECTRICAL BUILDING SERVICES CONSULTANTS

P.O. Box 15, SHERWOOD Q. 4075

Phone: (07) 3278 4375 Fax: (07) 3716 0222

Web Site: [www.edg.net.au](http://www.edg.net.au) Email: [brisbane@edg.net.au](mailto:brisbane@edg.net.au)

**C3354a - ASPLEY LEAGUES CLUB - GAMING REFURBISHMENT**

**C3354a-0002(F).xls**

## ELECTRICAL EQUIPMENT SCHEDULE

**REVISION F - 04 SEPTEMBER 2025**

**THE LIGHT FITTING SUPPLIER CONTACT DETAILS MAY BE AVAILABLE ON THE EDG WEBSITE VIA THE FOLLOWING LINK**  
[www.edg.net.au/Links/Lighting.htm](http://www.edg.net.au/Links/Lighting.htm)

TYPE	LAMPS	DESCRIPTION	COLOUR / ACCESSORY	CATALOGUE No	REV
HAND DRYER CONNECTION (HD)		SINGLE POWER OUTLET C/W CIRCUIT IDENTIFICATION ON THE FACEPLATE BEHIND THE SURROUND FOR THE HAND DRYER MOUNT THE GPO AS PER THE ARCHITECTURAL DETAIL	WHITE	CLIPSAL C2000 SERIES	A
SINGLE POWER OUTLET		SINGLE POWER OUTLET C/W CIRCUIT IDENTIFICATION ON THE FACEPLATE BEHIND THE SURROUND MOUNT AT 300mm AFFL U.N.O. RATING 10A U.N.O.	OUTLETS EXPOSED TO PATRON VIEW BLACK CONCEALED OUTLETS WHITE	CLIPSAL C2000 SERIES	A
DOUBLE POWER OUTLET		DOUBLE POWER OUTLET C/W CIRCUIT IDENTIFICATION ON THE FACEPLATE BEHIND THE SURROUND MOUNT AT 300mm AFFL U.N.O. RATING 10A U.N.O.	OUTLETS EXPOSED TO PATRON VIEW BLACK CONCEALED OUTLETS WHITE	CLIPSAL C2000 SERIES	A
DOUBLE POWER OUTLET (USB)		DOUBLE POWER OUTLET C/W USB A AND USB C CHARGER , CIRCUIT IDENTIFICATION ON THE FACEPLATE BEHIND THE SURROUND MOUNT ABOVE BENCH. RATING 10A U.N.O.	WHITE	CLIPSAL C2000 SERIES	D
SINGLE-PHASE ISOLATOR		SINGLE-PHASE WEATHERPROOF ISOLATOR. MOUNT AT 1350mm AFFL U.N.O. RATING 20A U.N.O. CONNECT TO EQUIPMENT VIA FLEXIBLE CONDUIT.	-	CLIPSAL WHT20	A
THREE-PHASE ISOLATOR		THREE-PHASE WEATHERPROOF ISOLATOR. MOUNT AT 1350mm AFFL U.N.O. RATING 20A U.N.O. CONNECT TO EQUIPMENT VIA FLEXIBLE CONDUIT.	-	CLIPSAL WHT35	A
DB-G		PROVIDE A NEW DISTRIBUTION BOARD DB-G AS PER THE NOTES AND DB-G SCHEDULE. COLOUR GREY HINGED ESCUTCHEON C/W 1/4 TURN LATCHES AND D HANDLES. PROVIDE A SHOP DRAWING OF DB-G FOR APPROVAL.			B
DB-E		EXISTING DISTRIBUTION BOARD (DB-E) TO BE NAMED DB-E. PROVIDE NEW LABELLING ON THE DB AND IN THE MSB. ALL CIRCUITS THAT BECOME REDUNDANT ARE TO BE REMOVED AND THE SCHEDULE UPDATED AT PRACTICAL COMPLETION.			B
COMMUNICATIONS RACK (CR-1)		EXISTING COMMUNICATIONS RACK CR-1 TO BE REMOVED. REDIRECT THE EXISTING CR-1 SUPPLY SERVICES TO THE NEW CR-A.			A
COMMUNICATIONS RACK (CR-2)		EXISTING COMMUNICATIONS RACK CR-2 TO BE REMOVED. REDIRECT THE EXISTING CR-2 SUPPLY SERVICES TO THE NEW CR-A.			A
COMMUNICATIONS RACK (CR-A)		PROVIDE A NEW FULL HEIGHT 800 DEEP COMMUNICATIONS RACK CR-A WITH THE REQUIRED CAT 6 PATCH PANELS TO FACILITATE THE COMMUNICATIONS OUTLETS AND TIE CABLES. PROVIDE CR-A WITH A 12 X 10 AMP PORT FIXED POWER RAIL, A PERFORATED LOCKABLE DOOR, CASTERS AND LOCKABLE REMOVABLE SOLID SIDES.			A
COMMUNICATIONS OUTLET		RJ45 CAT-6 COMMUNICATIONS OUTLET, CABLED BACK TO CAT 6 PATCH PANELS IN RACK CR-3 VIA 4-PAIR CAT-6 UTP CABLE. MOUNT UP TO 3 RJ45 OUTLETS PER MULTI-GANG FACEPLATE WITH SEPARATE PERMANENT LABELLING FOR EACH OUTLET. MOUNT AT 300 AFFL UNLESS NOTED OTHERWISE	OUTLETS EXPOSED TO PATRON VIEW BLACK CONCEALED OUTLETS WHITE	CLIPSAL C2000 SERIES	A



# ELECTRICAL DESIGN GROUP

ELECTRICAL BUILDING SERVICES CONSULTANTS

P.O. Box 15, SHERWOOD Q. 4075

Phone: (07) 3278 4375 Fax: (07) 3716 0222

Web Site: [www.edg.net.au](http://www.edg.net.au) Email: [brisbane@edg.net.au](mailto:brisbane@edg.net.au)

C3354a - ASPLEY LEAGUES CLUB - GAMING REFURBISHMENT


C3354a-0002(F).xls

## ELECTRICAL EQUIPMENT SCHEDULE

REVISION F - 04 SEPTEMBER 2025

THE LIGHT FITTING SUPPLIER CONTACT DETAILS MAY BE AVAILABLE ON THE EDG WEBSITE VIA THE FOLLOWING LINK  
[www.edg.net.au/Links/Lighting.htm](http://www.edg.net.au/Links/Lighting.htm)

TYPE	LAMPS	DESCRIPTION	COLOUR / ACCESSORY	CATALOGUE No	REV
SERVICES DROPPER (SD)		PROVIDE EACH ELECTRICAL SERVICES DROPPER AS A ROUND (LESS THAN 100MM DIA) TWO CHANNEL POWDER COATED POLE FROM THE GAMING BASE TO THE CEILING TO PROVIDE POWER AND COMMUNICATIONS CABLING ACCESS FROM THE CEILING TO THE GAMING MACHINE BASE. PROVIDE A FLANGE AROUND THE POLE TO CONNECT IT TO THE BASE AND TO THE CEILING. THE ARCHITECT WILL CONFIRM THE COLOUR. (ALLOW FOR BLACK) SUBMIT DETAILS OF THE PROPOSED POLE FOR APPROVAL.			A
GAMING FIBRE (GF)		INSTALL DUPLEX FIBRE OPTIC CABLE BETWEEN THE POKER MACHINE BASES AND FROM THE POKER MACHINE BASES BACK TO RACK CR-A AS INDICATED. THE DUPLEX FIBRE OPTIC CABLE WILL BE SUPPLIED AND TERMINATED BY OTHERS.			A
CHANNEL x		CONTROL CHANNEL WITH A NUMERICAL REFERENCE. REFER TO THE POWER AND LIGHTING CONTROL SCHEMATIC / SCHEDULE			A
FIRE ALARM SPEAKER		PROVIDE A RECESSED FIRE ALARM SPEAKER C/W A BLACK GRILL UNLESS NOTED AS WHITE CONNECTED TO THE EXISTING FIRE ALARM SYSTEM.			C



# ELECTRICAL DESIGN GROUP

ELECTRICAL BUILDING SERVICES CONSULTANTS

P.O. Box 15, SHERWOOD Q. 4075

Phone: (07) 3278 4375 Fax: (07) 3716 0222

Web Site: www.edg.net.au Email: brisbane@edg.net.au


C3354a - ASPLEY LEAGUES CLUB - GAMING REFURBISHMENT

C3354a-0004(D).xls

## LIGHTING CONTROL SCHEDULE

REVISION D - 04 SEPTEMBER 2025

MISCELLANEOUS EQUIPMENT					REV
ITEM	DESCRIPTION				A
SP1	AS DETAILED IN THE EQUIPMENT SCHEDULE 6-BUTTON PROGRAMMABLE SWITCH PANEL C/W CENTRAL LCD DISPLAY DYNALITE ANTUMBRA DISPLAY ALUMINIUM				A
PE CELL	PROGRAMMABLE PE CELL DUS 90CS CONFIRM THE LOCATION ON SITE WITH THE ARCHITECT				A
TIME CLOCK	PROGRAMMABLE TIME CLOCK ENVISION GATEWAY PDEG C/W INTERNET ACCESS LOCATE DB-B				A
CONTROL MODULE 1					A
TYPE:		DYNALITE DDRC1220FR-GL			A
DESCRIPTION		12 CH SWITCHING CONTROLLER			A
LOCATION		DIN RAIL MOUNTED WITHIN DB-G			A
BUS:		A			A
CHANNEL	CONTROL	DESCRIPTION			A
		LOCATION	CIRCUIT	USE	A
1	SWITCH	CASHIER	DB-G - L1	L1	A
2	SWITCH	GAMING	DB-G - L1	L2	A
3	SWITCH	GAMING	DB-G - L2	L6	B
4	SWITCH	GAMING	DB-G - L3	L6	A
5	SWITCH	GAMING	DB-G - L4	L2	A
6	SWITCH	GAMING	DB-G - L5	L2	A
7	SWITCH	GAMING	DB-G - L25	L5	A
8					A
9					A
10					A
11					A
12					A
CONTROL MODULE 2					A
TYPE:		DYNALITE DDRC1220FR-GL			A
DESCRIPTION		12 CH SWITCHING CONTROLLER			A
LOCATION		DIN RAIL MOUNTED WITHIN DB-G			A
BUS:		A			A
CHANNEL	CONTROL	DESCRIPTION			A
		LOCATION	CIRCUIT	USE	A
13	SWITCH	GAMING	DB-G - L6	GAMING BASES / SIGNS	A
14	SWITCH	GAMING	DB-G - L7	GAMING BASES / SIGNS	A
15	SWITCH	GAMING	DB-G - L8	GAMING BASES / SIGNS	A
16	SWITCH	GAMING	DB-G - L9	GAMING BASES / SIGNS	A
17	SWITCH	GAMING	DB-G - L10	GAMING BASES / SIGNS	A
18	SWITCH	CASHIER	DB-G - L11	GAMING BASES / SIGNS	A
19	SWITCH	GAMING	DB-G - L12	GAMING BASES / SIGNS	A
20	SWITCH	GAMING	DB-G - L13	GAMING BASES / SIGNS	A
21	SWITCH	GAMING	DB-G - L14	GAMING BASES / SIGNS	A
22	SWITCH	GAMING	DB-G - L15	GAMING BASES / SIGNS	A
23					A
24					A



# ELECTRICAL DESIGN GROUP

ELECTRICAL BUILDING SERVICES CONSULTANTS

P.O. Box 15, SHERWOOD Q. 4075

Phone: (07) 3278 4375 Fax: (07) 3716 0222

Web Site: www.edg.net.au Email: brisbane@edg.net.au

C3354a - ASPLEY LEAGUES CLUB - GAMING REFURBISHMENT

C3354a-0004(D).xls

LIGHTING CONTROL SCHEDULE

REVISION D - 04 SEPTEMBER 2025

CONTROL MODULE 3					A
TYPE:		DYNALITE DDBC1200			A
DESCRIPTION		12CH BOARD CAST DALI CONTROLLER			A
LOCATION		DIN RAIL MOUNTED WITHIN DB-G			A
BUS:		A			A
CHANNEL	CONTROL	DESCRIPTION			A
		LOCATION	CIRCUIT	USE	A
25	DALI DIM	GAMING	DB-G - L16	L3	A
26	DALI DIM	GAMING	DB-G - L17	L3	A
27	DALI DIM	GAMING	DB-G - L18	L3	A
28	DALI DIM	GAMING	DB-G - L18	L3	A
29	DALI DIM	GAMING	DB-G - L18	L3	A
30	DALI DIM	DOSA	DB-G - L18	L3	A
31	DALI DIM	CASHIER	DB-G - L23	S8	C
32					A
33					A
34					A
35					A
36					A
CONTROL MODULE 3					A
TYPE:		DYNALITE DDBC1200			A
DESCRIPTION		12CH BOARD CAST DALI CONTROLLER			A
LOCATION		DIN RAIL MOUNTED WITHIN DB-G			A
BUS:		A			A
CHANNEL	CONTROL	DESCRIPTION			A
		LOCATION	CIRCUIT	USE	A
37	DALI DIM	GAMING	DB-G - L19	S6	A
38	DALI DIM	GAMING	DB-G - L20	S6	A
39	DALI DIM	GAMING	DB-G - L21	S6	A
40	DALI DIM	GAMING	DB-G - L22	S6	A
41	DALI DIM	GAMING	DB-G - L22	S9	D
42	DALI DIM	CASHIER	DB-G - L23	S6	A
43	DALI DIM	CASHIER	DB-G - L23	S3	A
44	DALI DIM	CASHIER	DB-G - L23	S2	A
45	DALI DIM	GAMING	DB-G - L22	S1	A
46	DALI DIM	GAMING	DB-G - L22	S4 S5	A
47	DALI DIM	GAMING	DB-G - L22	S7	A
48	DALI DIM	GAMING	DB-G - L24	S1	A





# ELECTRICAL DESIGN GROUP

ELECTRICAL BUILDING SERVICES CONSULTANTS

P.O. Box 15, SHERWOOD Q. 4075

Phone: (07) 3278 4375

Website: [www.edg.net.au](http://www.edg.net.au) Email: [brisbane@edg.net.au](mailto:brisbane@edg.net.au)

C3354a - ASPLEY LEAGUES CLUB - GAMING REFURBISHMENT

C3354a-0005(D).xls

DISTRIBUTION BOARD DB-G

REVISION D - 31 JULY 2025

<div>FAULT CURRENT: 6KA</div> <div>CHASSIS SIZE: 2 X 60 POLE</div> <div>CHASSIS RATING: 250A</div> <div>PHASES: 3</div> <div>MAIN SWITCH: 250A NON AUTO LOAD BREAK</div> <div>SUPPLIED FROM: MSB</div>							REV
							A
							B
							A
							A
PROVIDE THE DB WITH A FULL WIDTH EMPTY DIN RAIL TO ACCOMMODATE FUTURE CONTACTORS AND CONTROLS IN ADDITION TO THE CONTROLS INCLUDING THE DYNALITE EQUIPMENT PROVIDED AS PART OF THE INITIAL WORKS. PROVIDE THE DB WITH AN AS2293 EMERGENCY LIGHTING CONTROL SYSTEM TO CONTROL THE ASSOCIATED EMERGENCY LIGHTS. PROVIDE THE DB WITH SURGE PROTECTION. THE DYNALITE CONTROLS AND MANUAL DIMMERS ARE TO BE INCLUDED ON THE SHOP DRAWINGS.							C
CIRC	PH	CIRCUIT BREAKER (amps)	CONTROL EQUIPMENT	CABLE SIZE ( mm <sup>2</sup> )	LOCATION	CIRCUIT USE	
P1	3	32	RCBO	6.0	ROOF	AC COND	A
P2	1	20	RCBO	2.5	GAMING	GAMING MACHINES	A
P3	1	20	RCBO	2.5	GAMING	GAMING MACHINES	A
P4	1	20	RCBO	2.5	GAMING	GAMING MACHINES	A
P5	1	20	RCBO	2.5	GAMING	GAMING MACHINES	A
P6	1	20	RCBO	2.5	GAMING	GAMING MACHINES	A
P7	1	20	RCBO	2.5	GAMING	GAMING MACHINES	A
P8	1	20	RCBO	2.5	GAMING	GAMING MACHINES	A
P9	1	20	RCBO	2.5	GAMING	GAMING MACHINES	A
P10	1	20	RCBO	2.5	GAMING	GAMING MACHINES	A
P11	1	20	RCBO	2.5	GAMING	GAMING MACHINES	A
P12	1	20	RCBO	2.5	GAMING	GAMING MACHINES	A
P13	1	20	RCBO	2.5	GAMING	GAMING MACHINES	A
P14	1	20	RCBO	2.5	GAMING	GAMING MACHINES	A
P15	1	20	RCBO	2.5	GAMING	GAMING MACHINES	A
P16	1	20	RCBO	2.5	GAMING	GAMING MACHINES	A
P17	1	20	RCBO	2.5	GAMING	GAMING MACHINES	A
P18	1	20	RCBO	2.5	GAMING	GAMING MACHINES	A
P19	1	20	RCBO	2.5	GAMING	GAMING MACHINES	A
P20	1	20	RCBO	2.5	GAMING	GAMING MACHINES	A
P21	1	20	RCBO	2.5	GAMING	GAMING MACHINES	A
P22	1	20	RCBO	2.5	GAMING	GAMING MACHINES	A
P23	1	20	RCBO	2.5	GAMING	GAMING MACHINES	A
P24	1	20	RCBO	2.5	GAMING	GAMING MACHINES	A
P25	1	20	RCBO	2.5	GAMING	GAMING MACHINES	A
P26	1	20	RCBO	2.5	GAMING	GAMING MACHINES	A
P27	1	20	RCBO	2.5	GAMING	GAMING MACHINES	A
P28	1	20	RCBO	2.5	GAMING	GAMING MACHINES	A
P29	1	20	RCBO	2.5	GAMING	GAMING MACHINES	A
P30	1	20	RCBO	2.5	GAMING	GAMING MACHINES	A
P31	1	20	RCBO	2.5	GAMING	GAMING MACHINES	A
P32	1	20	RCBO	2.5	GAMING	GAMING MACHINES	A
P33	1	20	RCBO	2.5	GAMING	GAMING MACHINES	A
P34	1	20	RCBO	2.5	GAMING	GAMING MACHINES	A
P35	1	20	RCBO	2.5	GAMING	PROMO	A
P36	1	20	RCBO	2.5	GAMING	MODEM	A
P37	1	20	RCBO	2.5	GAMING	MODEM	A
P38	1	20	RCBO	2.5	GAMING	MODEM	A
P39	1	20	RCBO	2.5	GAMING	CLEANING	A
P40	1	20	RCBO	2.5	GAMING	CLEANING	A
P41	1	20	RCBO	2.5	GAMING	TV	A
P42	1	20	RCBO	2.5	GAMING	TV	A
P43	1	20	RCBO	2.5	GAMING	TV	A
P44	1	20	RCBO	2.5	GAMING	COFFEE	A
P45	1	20	RCBO	2.5	GAMING	REF	A
P46	1	20	RCBO	2.5	GAMING	CRT	A
P47	1	20	RCBO	2.5	GAMING	COFFEE	A
P48	1	20	RCBO	2.5	GAMING	REF	A
P49	1	20	RCBO	2.5	GAMING	CRT	A

C3354a-0005(D).xls

Pages inc. any attach. 1 of 2



# ELECTRICAL DESIGN GROUP

ELECTRICAL BUILDING SERVICES CONSULTANTS

P.O. Box 15, SHERWOOD Q. 4075

Phone: (07) 3278 4375

Website: [www.edg.net.au](http://www.edg.net.au) Email: [brisbane@edg.net.au](mailto:brisbane@edg.net.au)

C3354a - ASPLEY LEAGUES CLUB - GAMING REFURBISHMENT

C3354a-0005(D).xls

DISTRIBUTION BOARD DB-G

REVISION D - 31 JULY 2025

<div>FAULT CURRENT: 6KA</div> <div>CHASSIS SIZE: 2 X 60 POLE</div> <div>CHASSIS RATING: 250A</div> <div>PHASES: 3</div> <div>MAIN SWITCH: 250A NON AUTO LOAD BREAK</div> <div>SUPPLIED FROM: MSB</div>							REV
							A
							B
							A
C							
PROVIDE THE DB WITH A FULL WIDTH EMPTY DIN RAIL TO ACCOMMODATE FUTURE CONTACTORS AND CONTROLS IN ADDITION TO THE CONTROLS INCLUDING THE DYNALITE EQUIPMENT PROVIDED AS PART OF THE INITIAL WORKS. PROVIDE THE DB WITH AN AS2293 EMERGENCY LIGHTING CONTROL SYSTEM TO CONTROL THE ASSOCIATED EMERGENCY LIGHTS. PROVIDE THE DB WITH SURGE PROTECTION. THE DYNALITE CONTROLS AND MANUAL DIMMERS ARE TO BE INCLUDED ON THE SHOP DRAWINGS.							
CIRC	PH	CIRCUIT BREAKER (amps)	CONTROL EQUIPMENT	CABLE SIZE ( mm <sup>2</sup> )	LOCATION	CIRCUIT USE	
P50	1	20	RCBO	2.5	GAMING	CRT	A
P51	1	20	RCBO	2.5	DOSA	HEATER	D
P52							B
P53							B
P54							B
P55							B
P56							B
P57	1	20	RCBO	2.5	AMENITY	HAND DRYER	A
P58	1	20	RCBO	2.5	GAMING	GAMING MACHINES	B
P59	1	20	RCBO	2.5	GAMING	GAMING MACHINES	B
L1	1	20	RCBO	2.5	EXTERNAL	LIGHTS / SIGNS	A
L2	1	20	RCBO	2.5	ENTRY	LIGHTS	A
L3	1	20	RCBO	2.5	GAMING	LIGHTS	A
L4	1	20	RCBO	2.5	GAMING	LIGHTS	A
L5	1	20	RCBO	2.5	GAMING	LIGHTS	A
L6	1	20	RCBO	2.5	GAMING	MACHINE BASES / SIGNS	A
L7	1	20	RCBO	2.5	GAMING	MACHINE BASES / SIGNS	A
L8	1	20	RCBO	2.5	GAMING	MACHINE BASES / SIGNS	A
L9	1	20	RCBO	2.5	GAMING	MACHINE BASES / SIGNS	A
L10	1	20	RCBO	2.5	GAMING	MACHINE BASES / SIGNS	A
L11	1	20	RCBO	2.5	GAMING	MACHINE BASES / SIGNS	A
L12	1	20	RCBO	2.5	GAMING	MACHINE BASES / SIGNS	A
L13	1	20	RCBO	2.5	GAMING	MACHINE BASES / SIGNS	A
L14	1	20	RCBO	2.5	GAMING	MACHINE BASES / SIGNS	A
L15	1	20	RCBO	2.5	GAMING	MACHINE BASES / SIGNS	A
L16	1	20	RCBO	2.5	GAMING	LIGHTS	A
L17	1	20	RCBO	2.5	GAMING	LIGHTS	A
L18	1	20	RCBO	2.5	GAMING	LIGHTS	A
L19	1	20	RCBO	2.5	GAMING	LIGHTS	A
L20	1	20	RCBO	2.5	GAMING	LIGHTS	A
L21	1	20	RCBO	2.5	GAMING	LIGHTS	A
L22	1	20	RCBO	2.5	GAMING	LIGHTS	A
L23	1	20	RCBO	2.5	GAMING	LIGHTS	A
L24	1	20	RCBO	2.5	GAMING	LIGHTS	A
L25	1	20	RCBO	2.5	GAMING	LIGHTS	A

C3354a-0005(D).xls

Pages inc. any attach. 2 of 2



# ELECTRICAL DESIGN GROUP

ELECTRICAL BUILDING SERVICES CONSULTANTS

P.O. Box 15, SHERWOOD Q. 4075

Phone: (07) 3278 4375

Website: [www.edg.net.au](http://www.edg.net.au) Email: [brisbane@edg.net.au](mailto:brisbane@edg.net.au)

C3354a - ASPLEY LEAGUES CLUB - GAMING REFURBISHMENT












































C3354a-0006(B).xls

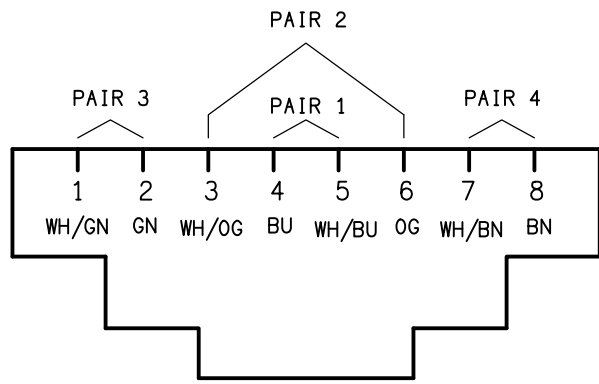
DISTRIBUTION BOARD DB-E

REVISION B - 31 JULY 2025

							REV
EXISTING DISTRIBUTION BOARD TO BE RETAINED. REMOVE ALL EXISTING SWITCHGEAR THAT BECOMES REDUNDANT. UTILISE EXISTING SWITCHGEAR THAT BECOMES AVAILABLE TO SUPPLY THE FOLLOWING CIRCUITS. UPDATE THE SCHEDULE AT PRACTICAL COMPLETION.							A
CIRC	PH	CIRCUIT BREAKER (amps)	CONTROL EQUIPMENT	CABLE SIZE ( mm <sup>2</sup> )	LOCATION	CIRCUIT USE	
P1	1	20	RCBO	2.5	CASHROOM	COMMS RACK CR-A	A
P2	1	20	RCBO	2.5	BAR	TV	A
P3	1	20	RCBO	2.5	CASHIER	POS	A
P4	1	20	RCBO	2.5	CASHIER	AB GPO	A
P5	1	20	RCBO	2.5	CASHIER	REF	A
P6	1	20	RCBO	2.5	CASHIER	KENO	A
P7	1	20	RCBO	2.5	CASHIER	MONITOR	A
P8	1	20	RCBO	2.5	COUNT ROOM 1	GPOS	B
P9	1	20	RCBO	2.5	COUNT ROOM 1	CASH MACHINES	B
P10	1	20	RCBO	2.5	COUNT ROOM 2	GPOS	B

LEGEND

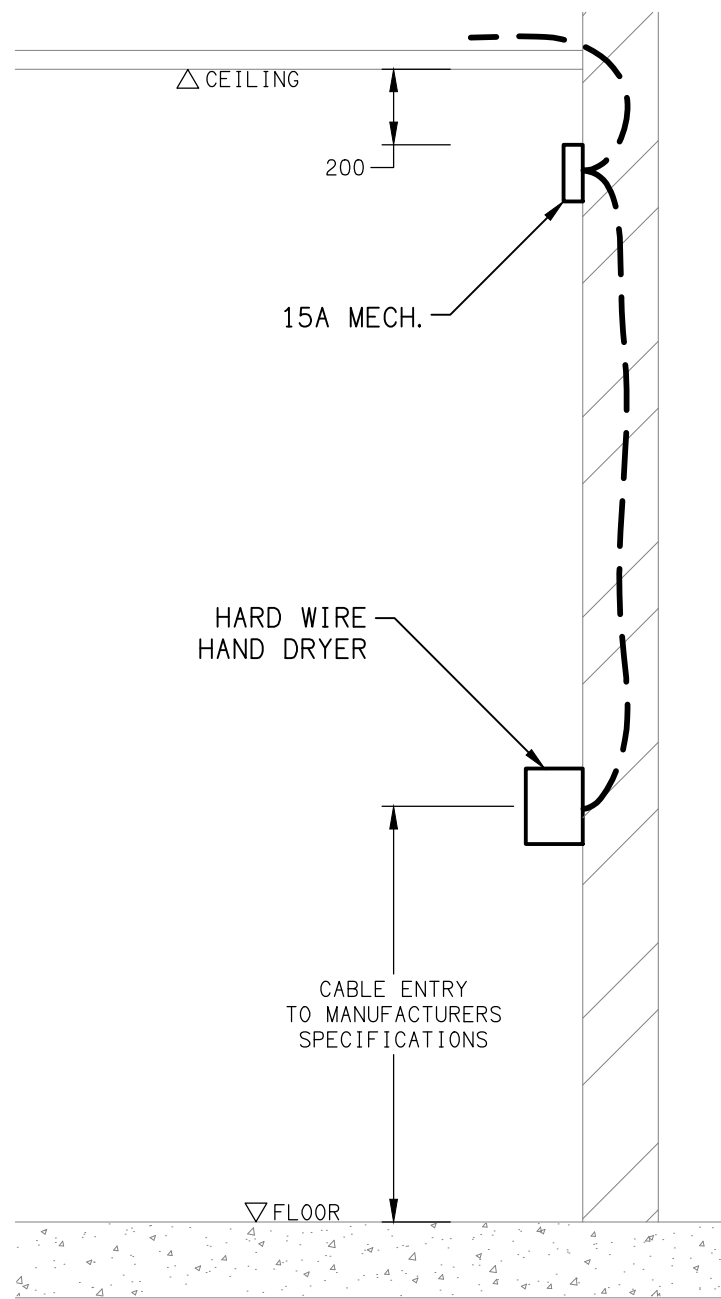
-  ELECTRICAL SERVICES SWITCHBOARD.
-  SWITCHBOARD / CONTROL PANEL NOT PROVIDED AS PART OF THE ELECTRICAL SUBCONTRACT.
-  SINGLE POWER OUTLET.
-  DOUBLE POWER OUTLET.
-  SPECIAL PURPOSE POWER OUTLET.
-  SINGLE PHASE ISOLATOR.
-  THREE PHASE ISOLATOR.
-  CONDUIT ROUTE.
-  ELECTRICAL SERVICE DUCT.
-  GAMING FIBRE.
-  HAND DRYER CONNECTION.
-  PRESENCE DETECTOR LIGHT SWITCH.
-  DYNALITE SWITCH PANEL.
-  MANUAL TRAILING EDGE POT DIMMER.
-  CIRCUIT LINE.
-  SWITCH LINE.
-  POWER CIRCUIT DESIGNATION. DENOTES DB AND CIRCUIT.
-  LIGHTING CONTROL CHANNEL REFERENCE.
-  ELECTRICAL EQUIPMENT AS NOTED.
-  RJ45 CAT 6 COMMUNICATIONS OUTLET.
-  REFER TO DETAIL NOTED FOR THE AREA SHOWN HATCHED. ADDITIONAL OUTLETS & FITTINGS MAY BE SHOWN ON DETAIL.
-  FIRE ALARM SPEAKER.
-  E1: GENERAL LED EMERGENCY LIGHT.
-  EX: EMERGENCY LED EXIT LIGHT.
-  L1: CASHIER DECORATIVE PENDANT.
-  L2: GAMING THREE PENDANT CLUSTER.
-  L3: GAMING RECESSED DOWNLIGHT.
-  L4: AMENITY RECESSED DOWNLIGHT.
-  L5: ENTRY WALL LIGHT.
-  L6: GAMING THREE PENDANT CLUSTER.
-  L7: EXISTING RECESSED DOWNLIGHT TO REMAIN AS IS.
-  L8: EXISTING RECESSED DOWNLIGHT TO BE RELOCATED AS INDICATED.
-  L9: PROVIDE A NEW RECESSED DOWNLIGHT TO MATCH THE EXISTING L7 FITTING.
-  L10: REPLACE THE EXISTING CASH ROOM 2 LIGHT WITH NEW RECESSED DOWNLIGHT.
-  F1: 1300 DIA CEILING FAN.
-  H1: WALL HEATER.
-  S1: WALL FEATURE LED STRIP LIGHT.
-  S2: CASHIER COUNTER LED STRIP LIGHT.
-  S3: CASHIER REAR JOINERY LED STRIP LIGHT.
-  S4: PROMO JOINERY FEATURE LED STRIP LIGHT.
-  S5: PROMO JOINERY FEATURE LED STRIP LIGHT.
-  S6: CEILING COFFER LED STRIP LIGHT.
-  S7: TV SCREEN JOINERY LED STRIP LIGHT.



SCHEMATIC  
RJ45 PINOUT CONFIGURATION  
NOT TO SCALE

NOTE

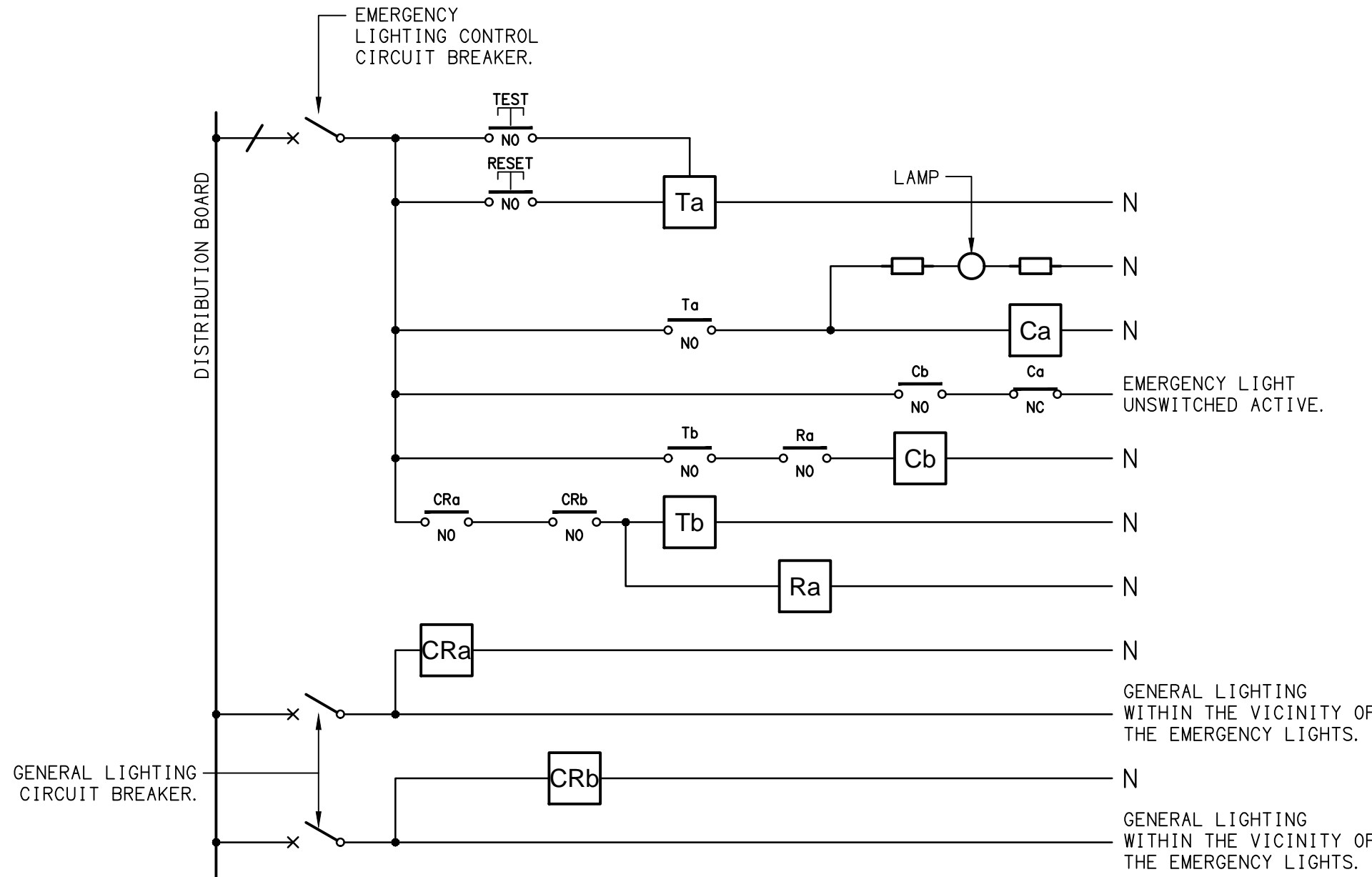
ALL ELECTRICAL PENETRATIONS THROUGH THE ROOF SHEETING ARE TO BE IN LINE WITH THE STRUCTURAL OR MECHANICAL SERVICES PENETRATIONS TO AVOID DEDICATED FLASHINGS FOR THE ELECTRICAL SERVICES.



DETAIL  
HAND DRYER CONNECTION  
NOT TO SCALE

EQUIPMENT:

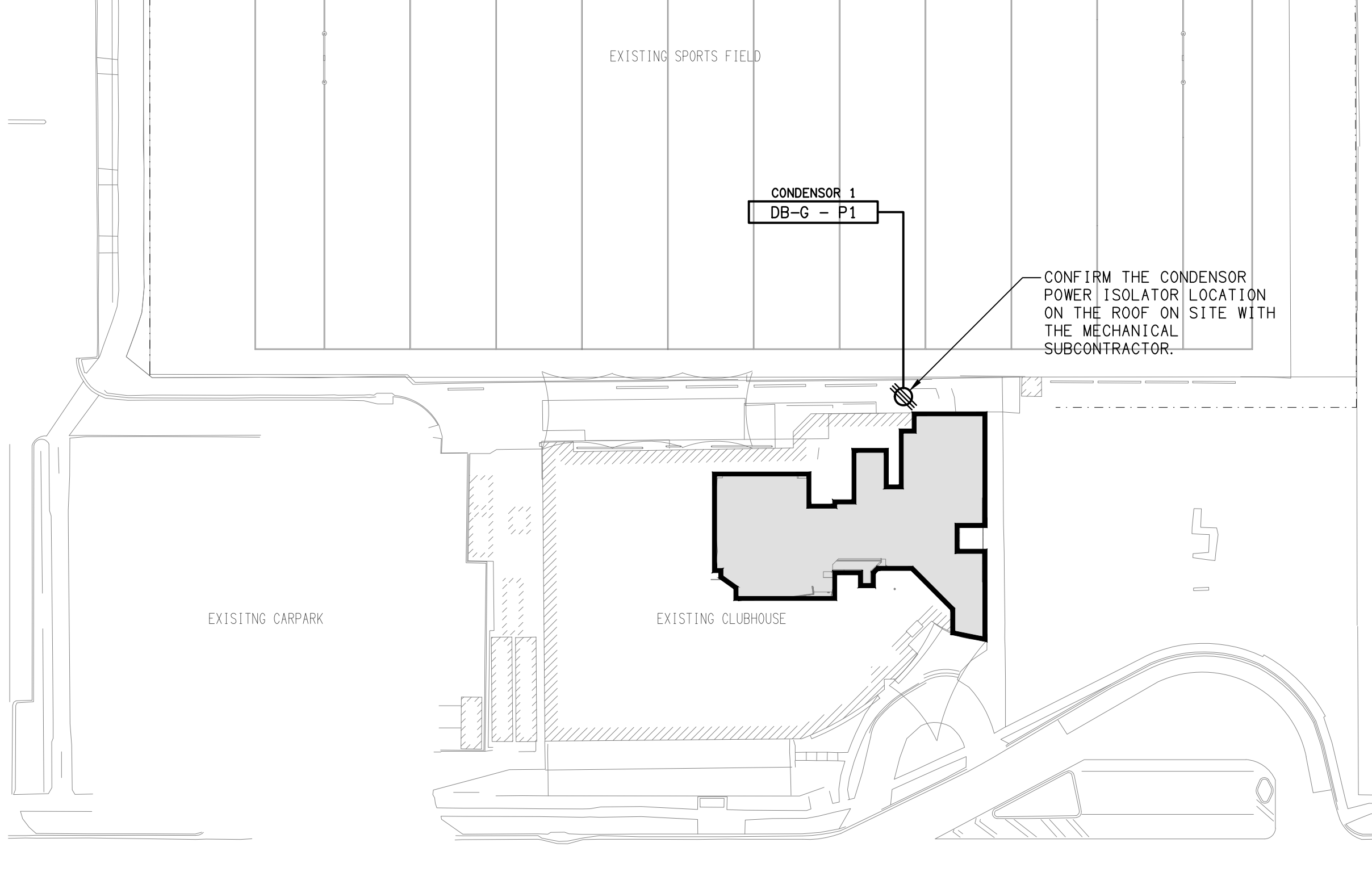
- TEST - TEST PUSH BUTTON MOUNTED ON THE DISTRIBUTION BOARD ESCUTCHEON.
- RESET - RESET PUSH BUTTON MOUNTED ON THE DISTRIBUTION BOARD ESCUTCHEON.
- LAMP - AMBER TEST INDICATING LAMP MOUNTED ON THE DISTRIBUTION BOARD ESCUTCHEON.
- Ta - ADJUSTABLE 0-3 HOUR TIMED RELAY.
- Tb - 15 MINUTE RUN-ON TIMER TO OPERATE UPON THE RETURN OF MAINS POWER.
- Cx - CONTACTOR x.
- CRx - CONTROL RELAY x.
- Rx - RELAY x.



NOTES

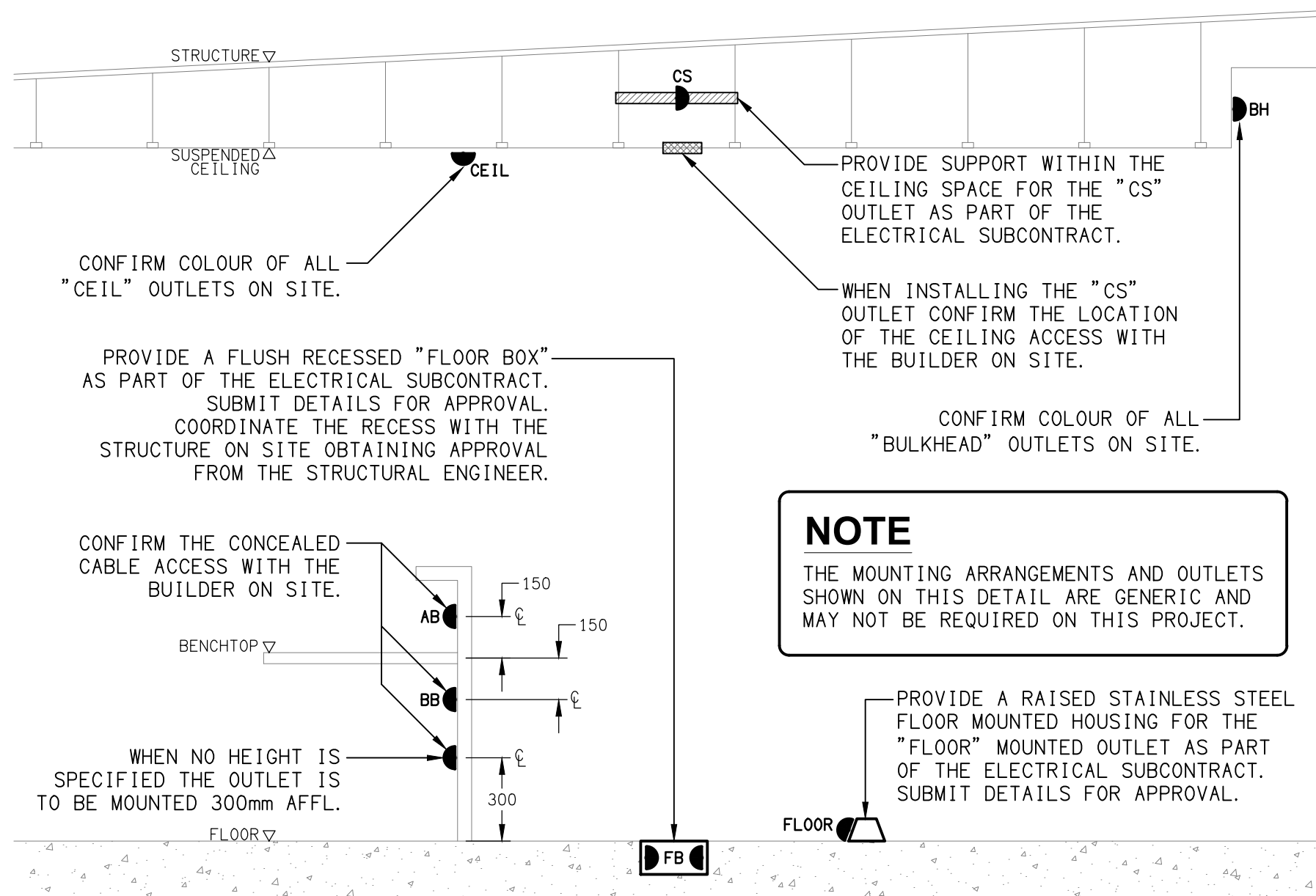
- THE EMERGENCY LIGHT UNSWITCHED ACTIVE / GENERAL LIGHTING SWITCHED ACTIVE CIRCUIT ARRANGEMENT AND CONTROL IS TYPICAL FOR ALL CIRCUITS SUPPLYING EMERGENCY LIGHTS.
- PROVIDE ADDITIONAL CONTROL RELAYS (CRx) CONFIGURED AS PER CRa AND CRb FOR ALL ADDITIONAL LIGHTING CIRCUITS THAT SUPPLY LIGHTS IN THE VICINITY OF THE EMERGENCY LIGHTS.

SCHEMATIC  
EMERGENCY LIGHTING  
NOT TO SCALE



LOCATION PLAN

GAMING ROOM REFURBISHMENT EXTENT  
SCALE 1:500



NOTE

THE MOUNTING ARRANGEMENTS AND OUTLETS SHOWN ON THIS DETAIL ARE GENERIC AND MAY NOT BE REQUIRED ON THIS PROJECT.

DETAIL  
TYPICAL OUTLET MOUNTINGS  
NOT TO SCALE

ELECTRICAL DESIGN GROUP

ELECTRICAL BUILDING SERVICES CONSULTANTS

BRISBANE GOLD COAST

P.O.Box 15, Sherwood Q.4075

Phone: (07) 3278 4375

Email: brisbane@edg.net.au

Web: www.edg.net.au

PROJECT:

ASPLEY LEAGUES CLUB

GAMING REFURBISHMENT

29 KIRBY ROAD, ASPLEY

ELECTRICAL DESIGN GROUP

ELECTRICAL BUILDING SERVICES CONSULTANTS

BRISBANE GOLD COAST

P.O.Box 15, Sherwood Q.4075

Phone: (07) 3278 4375

Email: brisbane@edg.net.au

Web: www.edg.net.au

PROJECT:

ASPLEY LEAGUES CLUB

GAMING REFURBISHMENT

29 KIRBY ROAD, ASPLEY

ELECTRICAL DESIGN GROUP

ELECTRICAL BUILDING SERVICES CONSULTANTS

BRISBANE GOLD COAST

P.O.Box 15, Sherwood Q.4075

Phone: (07) 3278 4375

Email: brisbane@edg.net.au

Web: www.edg.net.au

PROJECT:

ASPLEY LEAGUES CLUB

GAMING REFURBISHMENT

29 KIRBY ROAD, ASPLEY

ELECTRICAL DESIGN GROUP

ELECTRICAL BUILDING SERVICES CONSULTANTS

BRISBANE GOLD COAST

P.O.Box 15, Sherwood Q.4075

Phone: (07) 3278 4375

Email: brisbane@edg.net.au

Web: www.edg.net.au

PROJECT:

ASPLEY LEAGUES CLUB

GAMING REFURBISHMENT

29 KIRBY ROAD, ASPLEY

ELECTRICAL DESIGN GROUP

ELECTRICAL BUILDING SERVICES CONSULTANTS

BRISBANE GOLD COAST

P.O.Box 15, Sherwood Q.4075

Phone: (07) 3278 4375

Email: brisbane@edg.net.au

Web: www.edg.net.au

PROJECT:

ASPLEY LEAGUES CLUB

GAMING REFURBISHMENT

29 KIRBY ROAD, ASPLEY

ELECTRICAL DESIGN GROUP

ELECTRICAL BUILDING SERVICES CONSULTANTS

BRISBANE GOLD COAST

P.O.Box 15, Sherwood Q.4075

Phone: (07) 3278 4375

Email: brisbane@edg.net.au

Web: www.edg.net.au

PROJECT:

ASPLEY LEAGUES CLUB

GAMING REFURBISHMENT

29 KIRBY ROAD, ASPLEY

ELECTRICAL DESIGN GROUP

ELECTRICAL BUILDING SERVICES CONSULTANTS

BRISBANE GOLD COAST

P.O.Box 15, Sherwood Q.4075

Phone: (07) 3278 4375

Email: brisbane@edg.net.au

Web: www.edg.net.au

PROJECT:

ASPLEY LEAGUES CLUB

GAMING REFURBISHMENT

29 KIRBY ROAD, ASPLEY

ELECTRICAL DESIGN GROUP

ELECTRICAL BUILDING SERVICES CONSULTANTS

BRISBANE GOLD COAST

P.O.Box 15, Sherwood Q.4075

Phone: (07) 3278 4375

Email: brisbane@edg.net.au

Web: www.edg.net.au

PROJECT:

ASPLEY LEAGUES CLUB

GAMING REFURBISHMENT

29 KIRBY ROAD, ASPLEY

ELECTRICAL DESIGN GROUP

ELECTRICAL BUILDING SERVICES CONSULTANTS

BRISBANE GOLD COAST

P.O.Box 15, Sherwood Q.4075

Phone: (07) 3278 4375

Email: brisbane@edg.net.au

Web: www.edg.net.au

PROJECT:

ASPLEY LEAGUES CLUB

GAMING REFURBISHMENT

29 KIRBY ROAD, ASPLEY

ELECTRICAL DESIGN GROUP

ELECTRICAL BUILDING SERVICES CONSULTANTS

BRISBANE GOLD COAST

P.O.Box 15, Sherwood Q.4075

Phone: (07) 3278 4375

Email: brisbane@edg.net.au

Web: www.edg.net.au

PROJECT:

ASPLEY LEAGUES CLUB

GAMING REFURBISHMENT

29 KIRBY ROAD, ASPLEY

ELECTRICAL DESIGN GROUP

ELECTRICAL BUILDING SERVICES CONSULTANTS

BRISBANE GOLD COAST

P.O.Box 15, Sherwood Q.4075

Phone: (07) 3278 4375

Email: brisbane@edg.net.au

Web: www.edg.net.au

PROJECT:

ASPLEY LEAGUES CLUB

GAMING REFURBISHMENT

29 KIRBY ROAD, ASPLEY

ELECTRICAL DESIGN GROUP

ELECTRICAL BUILDING SERVICES CONSULTANTS

BRISBANE GOLD COAST

P.O.Box 15, Sherwood Q.4075

Phone: (07) 3278 4375

Email: brisbane@edg.net.au

Web: www.edg.net.au

PROJECT:

ASPLEY LEAGUES CLUB

GAMING REFURBISHMENT

29 KIRBY ROAD, ASPLEY

ELECTRICAL DESIGN GROUP

ELECTRICAL BUILDING SERVICES CONSULTANTS

BRISBANE GOLD COAST

P.O.Box 15, Sherwood Q.4075

Phone: (07) 3278 4375

Email: brisbane@edg.net.au

Web: www.edg.net.au

PROJECT:

ASPLEY LEAGUES CLUB

GAMING REFURBISHMENT

29 KIRBY ROAD, ASPLEY

ELECTRICAL DESIGN GROUP

ELECTRICAL BUILDING SERVICES CONSULTANTS

BRISBANE GOLD COAST

P.O.Box 15, Sherwood Q.4075

Phone: (07) 3278 4375

Email: brisbane@edg.net.au

Web: www.edg.net.au

PROJECT:

ASPLEY LEAGUES CLUB

GAMING REFURBISHMENT

29 KIRBY ROAD, ASPLEY

ELECTRICAL DESIGN GROUP

ELECTRICAL BUILDING SERVICES CONSULTANTS

BRISBANE GOLD COAST

P.O.Box 15, Sherwood Q.4075

Phone: (07) 3278 4375

Email: brisbane@edg.net.au

Web: www.edg.net.au

PROJECT:

ASPLEY LEAGUES CLUB

GAMING REFURBISHMENT

29 KIRBY ROAD, ASPLEY

ELECTRICAL DESIGN GROUP

ELECTRICAL BUILDING SERVICES CONSULTANTS

BRISBANE GOLD COAST

P.O.Box 15, Sherwood Q.4075

Phone: (07) 3278 4375

Email: brisbane@edg.net.au

Web: www.edg.net.au

PROJECT:

ASPLEY LEAGUES CLUB

GAMING REFURBISHMENT

29 KIRBY ROAD, ASPLEY

ELECTRICAL DESIGN GROUP

ELECTRICAL BUILDING SERVICES CONSULTANTS

BRISBANE GOLD COAST

P.O.Box 15, Sherwood Q.4075

Phone: (07) 3278 4375

Email: brisbane@edg.net.au

Web: www.edg.net.au

PROJECT:

ASPLEY LEAGUES CLUB

GAMING REFURBISHMENT

29 KIRBY ROAD, ASPLEY

ELECTRICAL DESIGN GROUP

ELECTRICAL BUILDING SERVICES CONSULTANTS

BRISBANE GOLD COAST

P.O.Box 15, Sherwood Q.4075

Phone: (07) 3278 4375

Email: brisbane@edg.net.au

Web: www.edg.net.au

PROJECT:

ASPLEY LEAGUES CLUB

GAMING REFURBISHMENT

29 KIRBY ROAD, ASPLEY

ELECTRICAL DESIGN GROUP

ELECTRICAL BUILDING SERVICES CONSULTANTS

BRISBANE GOLD COAST

P.O.Box 15, Sherwood Q.4075

Phone: (07) 3278 4375

Email: brisbane@edg.net.au

Web: www.edg.net.au

PROJECT:

ASPLEY LEAGUES CLUB

GAMING REFURBISHMENT

29 KIRBY ROAD, ASPLEY

ELECTRICAL DESIGN GROUP

ELECTRICAL BUILDING SERVICES CONSULTANTS

BRISBANE GOLD COAST

P.O.Box 15, Sherwood Q.4075

Phone: (07) 3278 4375

Email: brisbane@edg.net.au

Web: www.edg.net.au

PROJECT:

ASPLEY LEAGUES CLUB

GAMING REFURBISHMENT

29 KIRBY ROAD, ASPLEY

ELECTRICAL DESIGN GROUP

ELECTRICAL BUILDING SERVICES CONSULTANTS

BRISBANE GOLD COAST

P.O.Box 15, Sherwood Q.4075

Phone: (07) 3278 4375

Email: brisbane@edg.net.au

Web: www.edg.net.au

PROJECT:

ASPLEY LEAGUES CLUB

GAMING REFURBISHMENT

29 KIRBY ROAD, ASPLEY

ELECTRICAL DESIGN GROUP

ELECTRICAL BUILDING SERVICES CONSULTANTS

BRISBANE GOLD COAST

P.O.Box 15, Sherwood Q.4075

Phone: (07) 3278 4375

Email: brisbane@edg.net.au

Web: www.edg.net.au

PROJECT:

ASPLEY LEAGUES CLUB

GAMING REFURBISHMENT

29 KIRBY ROAD, ASPLEY

ELECTRICAL DESIGN GROUP

ELECTRICAL BUILDING SERVICES CONSULTANTS

BRISBANE GOLD COAST

P.O.Box 15, Sherwood Q.4075

Phone: (07) 3278 4375

Email: brisbane@edg.net.au

Web: www.edg.net.au

PROJECT:

ASPLEY LEAGUES CLUB

GAMING REFURBISHMENT

29 KIRBY ROAD, ASPLEY

ELECTRICAL DESIGN GROUP

ELECTRICAL BUILDING SERVICES CONSULTANTS

BRISBANE GOLD COAST

P.O.Box 15, Sherwood Q.4075

Phone: (07) 3278 4375

Email: brisbane@edg.net.au

Web: www.edg.net.au

PROJECT:

ASPLEY LEAGUES CLUB

GAMING REFURBISHMENT

29 KIRBY ROAD, ASPLEY

ELECTRICAL DESIGN GROUP

ELECTRICAL BUILDING SERVICES CONSULTANTS

BRISBANE GOLD COAST

P.O.Box 15, Sherwood Q.4075

Phone: (07) 3278 4375

Email: brisbane@edg.net.au

Web: www.edg.net.au

PROJECT:

ASPLEY LEAGUES CLUB

GAMING REFURBISHMENT

29 KIRBY ROAD, ASPLEY

ELECTRICAL DESIGN GROUP

ELECTRICAL BUILDING SERVICES CONSULTANTS

BRISBANE GOLD COAST

P.O.Box 15, Sherwood Q.4075

Phone: (07) 3278 4375

Email: brisbane@edg.net.au

Web: www.edg.net.au

PROJECT:

ASPLEY LEAGUES CLUB

GAMING REFURBISHMENT

29 KIRBY ROAD, ASPLEY

ELECTRICAL DESIGN GROUP

ELECTRICAL BUILDING SERVICES CONSULTANTS

BRISBANE GOLD COAST

P.O.Box 15, Sherwood Q.4075

Phone: (07) 3278 4375

Email: brisbane@edg.net.au

Web: www.edg.net.au

PROJECT:

ASPLEY LEAGUES CLUB

GAMING REFURBISHMENT

29 KIRBY ROAD, ASPLEY

ELECTRICAL DESIGN GROUP

ELECTRICAL BUILDING SERVICES CONSULTANTS

BRISBANE GOLD COAST

P.O.Box 15, Sherwood Q.4075

Phone: (07) 3278 4375

Email: brisbane@edg.net.au

Web: www.edg.net.au

PROJECT:

ASPLEY LEAGUES CLUB

GAMING REFURBISHMENT

29 KIRBY ROAD, ASPLEY

ELECTRICAL DESIGN GROUP

ELECTRICAL BUILDING SERVICES CONSULTANTS

BRISBANE GOLD COAST

P.O.Box 15, Sherwood Q.4075

Phone: (07) 3278 4375

Email: brisbane@edg.net.au

Web: www.edg.net.au

PROJECT:

ASPLEY LEAGUES CLUB

GAMING REFURBISHMENT

29 KIRBY ROAD, ASPLEY

ELECTRICAL DESIGN GROUP

ELECTRICAL BUILDING SERVICES CONSULTANTS

BRISBANE GOLD COAST

P.O.Box 15, Sherwood Q.4075

Phone: (07) 3278 4375

Email: brisbane@edg.net.au

Web: www.edg.net.au

PROJECT:

ASPLEY LEAGUES CLUB

GAMING REFURBISHMENT

29 KIRBY ROAD, ASPLEY

ELECTRICAL DESIGN GROUP

ELECTRICAL BUILDING SERVICES CONSULTANTS

BRISBANE GOLD COAST

P.O.Box 15, Sherwood Q.4075

Phone: (07) 3278 4375

Email: brisbane@edg.net.au

Web: www.edg.net.au

PROJECT:

ASPLEY LEAGUES CLUB

GAMING REFURBISHMENT

29 KIRBY ROAD, ASPLEY

ELECTRICAL DESIGN GROUP

ELECTRICAL BUILDING SERVICES CONSULTANTS

BRISBANE GOLD COAST

P.O.Box 15, Sherwood Q.4075

Phone: (07) 3278 4375

Email: brisbane@edg.net.au

Web: www.edg.net.au

PROJECT:

ASPLEY LEAGUES CLUB

GAMING REFURBISHMENT

29 KIRBY ROAD, ASPLEY

ELECTRICAL DESIGN GROUP

ELECTRICAL BUILDING SERVICES CONSULTANTS

BRISBANE GOLD COAST

P.O.Box 15, Sherwood Q.4075

Phone: (07) 3278 4375

Email: brisbane@edg.net.au

Web: www.edg.net.au

PROJECT:

ASPLEY LEAGUES CLUB

GAMING REFURBISHMENT

29 KIRBY ROAD, ASPLEY

ELECTRICAL DESIGN GROUP

ELECTRICAL BUILDING SERVICES CONSULTANTS

BRISBANE GOLD COAST

P.O.Box 15, Sherwood Q.4075

Phone: (07) 3278 4375

Email: brisbane@edg.net.au

Web: www.edg.net.au

PROJECT:

ASPLEY LEAGUES CLUB

GAMING REFURBISHMENT

29 KIRBY ROAD, ASPLEY

ELECTRICAL DESIGN GROUP

ELECTRICAL BUILDING SERVICES CONSULTANTS

BRISBANE GOLD COAST

P.O.Box 15, Sherwood Q.4075

Phone: (07) 3278 4375

Email: brisbane@edg.net.au

Web: www.edg.net.au

PROJECT:

ASPLEY LEAGUES CLUB

GAMING REFURBISHMENT

29 KIRBY ROAD, ASPLEY

ELECTRICAL DESIGN GROUP

ELECTRICAL BUILDING SERVICES CONSULTANTS

BRISBANE GOLD COAST

P.O.Box 15, Sherwood Q.4075

Phone: (07) 3278 4375

Email: brisbane@edg.net.au

Web: www.edg.net.au

PROJECT:

ASPLEY LEAGUES CLUB

GAMING REFURBISHMENT

29 KIRBY ROAD, ASPLEY

ELECTRICAL DESIGN GROUP

ELECTRICAL BUILDING SERVICES CONSULTANTS

BRISBANE GOLD COAST

P.O.Box 15, Sherwood Q.4075

Phone: (07) 3278 4375

Email: brisbane@edg.net.au

Web: www.edg.net.au

PROJECT:

ASPLEY LEAGUES CLUB

GAMING REFURBISHMENT

29 KIRBY ROAD, ASPLEY

ELECTRICAL DESIGN GROUP

ELECTRICAL BUILDING SERVICES CONSULTANTS

BRISBANE GOLD COAST

P.O.Box 15, Sherwood Q.4075

Phone: (07) 3278 4375

Email: brisbane@edg.net.au

Web: www.edg.net.au

PROJECT:

ASPLEY LEAGUES CLUB

GAMING REFURBISHMENT

29 KIRBY ROAD, ASPLEY

ELECTRICAL DESIGN GROUP

ELECTRICAL BUILDING SERVICES CONSULTANTS

BRISBANE GOLD COAST

P.O.Box 15, Sherwood Q.4075

Phone: (07) 3278 4375

Email: brisbane@edg.net.au

Web: www.edg.net.au

PROJECT:

ASPLEY LEAGUES CLUB

GAMING REFURBISHMENT

29 KIRBY ROAD, ASPLEY

ELECTRICAL DESIGN GROUP

ELECTRICAL BUILDING SERVICES CONSULTANTS

BRISBANE GOLD COAST

P.O.Box 15, Sherwood Q.4075

Phone: (07) 3278 4375

Email: brisbane@edg.net.au

Web: www.edg.net.au

PROJECT:

ASPLEY LEAGUES CLUB

GAMING REFURBISHMENT

29 KIRBY ROAD, ASPLEY

ELECTRICAL DESIGN GROUP

ELECTRICAL BUILDING SERVICES CONSULTANTS

BRISBANE GOLD COAST

P.O.Box 15, Sherwood Q.4075

Phone: (07) 3278 4375

Email: brisbane@edg.net.au

Web: www.edg.net.au

PROJECT:

ASPLEY LEAGUES CLUB

GAMING REFURBISHMENT

29 KIRBY ROAD, ASPLEY

ELECTRICAL DESIGN GROUP

ELECTRICAL BUILDING SERVICES CONSULTANTS

BRISBANE GOLD COAST

P.O.Box 15, Sherwood Q.4075

Phone: (07) 3278 4375

Email: brisbane@edg.net.au

Web: www.edg.net.au

PROJECT:

ASPLEY LEAGUES CLUB

GAMING REFURBISHMENT

29 KIRBY ROAD, ASPLEY

ELECTRICAL DESIGN GROUP

ELECTRICAL BUILDING SERVICES CONSULTANTS

BRISBANE GOLD COAST

P.O.Box 15, Sherwood Q.4075

Phone: (07) 3278 4375

Email: brisbane@edg.net.au

Web: www.edg.net.au

PROJECT:

ASPLEY LEAGUES CLUB

GAMING REFURBISHMENT

29 KIRBY ROAD, ASPLEY

ELECTRICAL DESIGN GROUP

ELECTRICAL BUILDING SERVICES CONSULTANTS

BRISBANE GOLD COAST

P.O.Box 15, Sherwood Q.4075

Phone: (07) 3278 4375

Email: brisbane@edg.net.au

Web: www.edg.net.au

PROJECT:

ASPLEY LEAGUES CLUB

GAMING REFURBISHMENT

29 KIRBY ROAD, ASPLEY

ELECTRICAL DESIGN GROUP

ELECTRICAL BUILDING SERVICES CONSULTANTS

BRISBANE GOLD COAST

P.O.Box 15, Sherwood Q.4075

Phone: (07) 3278 4375

Email: brisbane@edg.net.au

Web: www.edg.net.au

PROJECT:

ASPLEY LEAGUES CLUB

GAMING REFURBISHMENT

29 KIRBY ROAD, ASPLEY

ELECTRICAL DESIGN GROUP

ELECTRICAL BUILDING SERVICES CONSULTANTS

BRISBANE GOLD COAST

P.O.Box 15, Sherwood Q.4075

Phone: (07) 3278 4375

Email: brisbane@edg.net.au

Web: www.edg.net.au

PROJECT:

ASPLEY LEAGUES CLUB

GAMING REFURBISHMENT

29 KIRBY ROAD, ASPLEY

ELECTRICAL DESIGN GROUP

ELECTRICAL BUILDING SERVICES CONSULTANTS

BRISBANE GOLD COAST

P.O.Box 15, Sherwood Q.4075

Phone: (07) 3278 4375

Email: brisbane@edg.net.au

Web: www.edg.net.au

PROJECT:

ASPLEY LEAGUES CLUB

GAMING REFURBISHMENT

29 KIRBY ROAD, ASPLEY

ELECTRICAL DESIGN GROUP

ELECTRICAL BUILDING SERVICES CONSULTANTS

BRISBANE GOLD COAST

P.O.Box 15, Sherwood Q.4075

Phone: (07) 3278 4375

Email: brisbane@edg.net.au

Web: www.edg.net.au

PROJECT:

ASPLEY LEAGUES CLUB

GAMING REFURBISHMENT

29 KIRBY ROAD, ASPLEY

ELECTRICAL DESIGN GROUP

ELECTRICAL BUILDING SERVICES CONSULTANTS

BRISBANE GOLD COAST

P.O.Box 15, Sherwood Q.4075

Phone: (07) 3278 4375

Email: brisbane@edg.net.au

Web: www.edg.net.au

PROJECT:

ASPLEY LEAGUES CLUB

GAMING REFURBISHMENT

29 KIRBY ROAD, ASPLEY

ELECTRICAL DESIGN GROUP

ELECTRICAL BUILDING SERVICES CONSULTANTS

BRISBANE GOLD COAST

P.O.Box 15, Sherwood Q.4075

Phone: (07) 3278 4375

Email: brisbane@edg.net.au

Web: www.edg.net.au

PROJECT:

ASPLEY LEAGUES CLUB

GAMING REFURBISHMENT

29 KIRBY ROAD, ASPLEY

ELECTRICAL DESIGN GROUP

ELECTRICAL BUILDING SERVICES CONSULTANTS

BRISBANE GOLD COAST

P.O.Box 15, Sherwood Q.4075

Phone: (07) 3278 4375

Email: brisbane@edg.net.au

Web: www.edg.net.au

PROJECT:

ASPLEY LEAGUES CLUB

GAMING REFURBISHMENT

29 KIRBY ROAD, ASPLEY

ELECTRICAL DESIGN GROUP

ELECTRICAL BUILDING SERVICES CONSULTANTS

BRISBANE GOLD COAST

P.O.Box 15, Sherwood Q.4075

Phone: (07) 3278 4375

Email: brisbane@edg.net.au

Web: www.edg.net.au

PROJECT:

ASPLEY LEAGUES CLUB

GAMING REFURBISHMENT

29 KIRBY ROAD, ASPLEY

ELECTRICAL DESIGN GROUP

ELECTRICAL BUILDING SERVICES CONSULTANTS

BRISBANE GOLD COAST

P.O.Box 15, Sherwood Q.4075

Phone: (07) 3278 4375

Email: brisbane@edg.net.au

Web: www.edg.net.au

PROJECT:

ASPLEY LEAGUES CLUB

GAMING REFURBISHMENT

29 KIRBY ROAD, ASPLEY

ELECTRICAL DESIGN GROUP

ELECTRICAL BUILDING SERVICES CONSULTANTS

BRISBANE GOLD COAST

P.O.Box 15, Sherwood Q.4075

Phone: (07) 3278 4375

Email: brisbane@edg.net.au

Web: www.edg.net.au

PROJECT:

ASPLEY LEAGUES CLUB

GAMING REFURBISHMENT

29 KIRBY ROAD, ASPLEY

ELECTRICAL DESIGN GROUP

ELECTRICAL BUILDING SERVICES CONSULTANTS

BRISBANE GOLD COAST

P.O.Box 15, Sherwood Q.4075

Phone: (07) 3278 4375

Email: brisbane@edg.net.au

Web: www.edg.net.au

PROJECT:

ASPLEY LEAGUES CLUB

GAMING REFURBISHMENT

29 KIRBY ROAD, ASPLEY

ELECTRICAL DESIGN GROUP

ELECTRICAL BUILDING SERVICES CONSULTANTS

BRISBANE GOLD COAST

P.O.Box 15, Sherwood Q.4075

Phone: (07) 3278 4375

Email: brisbane@edg.net.au

Web: www.edg.net.au

PROJECT:

ASPLEY LEAGUES CLUB

GAMING REFURBISHMENT

29 KIRBY ROAD, ASPLEY

ELECTRICAL DESIGN GROUP

ELECTRICAL BUILDING SERVICES CONSULTANTS

BRISBANE GOLD COAST

P.O.Box 15, Sherwood Q.4075

Phone: (07) 3278 4375

Email: brisbane@edg.net.au

Web: www.edg.net.au

PROJECT:

ASPLEY LEAGUES CLUB

GAMING REFURBISHMENT

29 KIRBY ROAD, ASPLEY

ELECTRICAL DESIGN GROUP

ELECTRICAL BUILDING SERVICES CONSULTANTS

BRISBANE GOLD COAST

P.O.Box 15, Sherwood Q.4075

Phone: (07) 3278 4375

Email: brisbane@edg.net.au

Web: www.edg.net.au

PROJECT:

ASPLEY LEAGUES CLUB

GAMING REFURBISHMENT

29 KIRBY ROAD, ASPLEY

ELECTRICAL DESIGN GROUP

ELECTRICAL BUILDING SERVICES CONSULTANTS

BRISBANE GOLD COAST

P.O.Box 15, Sherwood Q.4075

Phone: (07) 3278 4375

Email: brisbane@edg.net.au

Web: www.edg.net.au

PROJECT:

ASPLEY LEAGUES CLUB

GAMING REFURBISHMENT

29 KIRBY ROAD, ASPLEY

ELECTRICAL DESIGN GROUP

ELECTRICAL BUILDING SERVICES CONSULTANTS

BRISBANE GOLD COAST

P.O.Box 15, Sherwood Q.4075

Phone: (07) 3278 4375

Email: brisbane@edg.net.au

Web: www.edg.net.au

PROJECT:

ASPLEY LEAGUES CLUB

GAMING REFURBISHMENT

29 KIRBY ROAD, ASPLEY

ELECTRICAL DESIGN GROUP

ELECTRICAL BUILDING SERVICES CONSULTANTS

BRISBANE GOLD COAST

P.O.Box 15, Sherwood Q.4075

Phone: (07) 3278 4375

Email: brisbane@edg.net.au

Web: www.edg.net.au

PROJECT:

ASPLEY LEAGUES CLUB

GAMING REFURBISHMENT

29 KIRBY ROAD, ASPLEY

ELECTRICAL DESIGN GROUP

ELECTRICAL BUILDING SERVICES CONSULTANTS

BRISBANE GOLD COAST

P.O.Box 15, Sherwood Q.4075

Phone: (07) 3278 4375

Email: brisbane@edg.net.au

Web: www.edg.net.au

PROJECT:

ASPLEY LEAGUES CLUB

GAMING REFURBISHMENT

29 KIRBY ROAD, ASPLEY

ELECTRICAL DESIGN GROUP

ELECTRICAL BUILDING SERVICES CONSULTANTS

BRISBANE GOLD COAST

P.O.Box 15, Sherwood Q.4075

Phone: (07) 3278 4375

Email: brisbane@edg.net.au

Web: www.edg.net.au

PROJECT:

ASPLEY LEAGUES CLUB

GAMING REFURBISHMENT

29 KIRBY ROAD, ASPLEY

ELECTRICAL DESIGN GROUP

ELECTRICAL BUILDING SERVICES CONSULTANTS

BRISBANE GOLD COAST

P.O.Box 15, Sherwood Q.4075

Phone: (07) 3278 4375

Email: brisbane@edg.net.au

Web: www.edg.net.au

PROJECT:

ASPLEY LEAGUES CLUB

GAMING REFURBISHMENT

29 KIRBY ROAD, ASPLEY

ELECTRICAL DESIGN GROUP

ELECTRICAL BUILDING SERVICES CONSULTANTS

BRISBANE GOLD COAST

P.O.Box 15, Sherwood Q.4075

Phone: (07) 3278 4375

Email: brisbane@edg.net.au

Web: www.edg.net.au

PROJECT:

ASPLEY LEAGUES CLUB

GAMING REFURBISHMENT

29 KIRBY ROAD, ASPLEY

ELECTRICAL DESIGN GROUP

ELECTRICAL BUILDING SERVICES CONSULTANTS

BRISBANE GOLD COAST

P.O.Box 15, Sherwood Q.4075

Phone: (07) 3278 4375

Email: brisbane@edg.net.au

Web: www.edg.net.au

PROJECT:

ASPLEY LEAGUES CLUB

GAMING REFURBISHMENT

29 KIRBY ROAD, ASPLEY

ELECTRICAL DESIGN GROUP

ELECTRICAL BUILDING SERVICES CONSULTANTS

BRISBANE GOLD COAST

P.O.Box 15, Sherwood Q.4075

Phone: (07) 3278 4375

Email: brisbane@edg.net.au

Web: www.edg.net.au

PROJECT:

ASPLEY LEAGUES CLUB

GAMING REFURBISHMENT

29 KIRBY ROAD, ASPLEY

ELECTRICAL DESIGN GROUP

ELECTRICAL BUILDING SERVICES CONSULTANTS

BRISBANE GOLD COAST

P.O.Box 15, Sherwood Q.4075

Phone: (07) 3278 4375

Email: brisbane@edg.net.au

Web: www.edg.net.au

PROJECT:

ASPLEY LEAGUES CLUB

GAMING REFURBISHMENT

29 KIRBY ROAD, ASPLEY

ELECTRICAL DESIGN GROUP

ELECTRICAL BUILDING SERVICES CONSULTANTS

BRISBANE GOLD COAST

P.O.Box 15, Sherwood Q.4075

Phone: (07) 3278 4375

Email: brisbane@edg.net.au

Web: www.edg.net.au

PROJECT:

ASPLEY LEAGUES CLUB

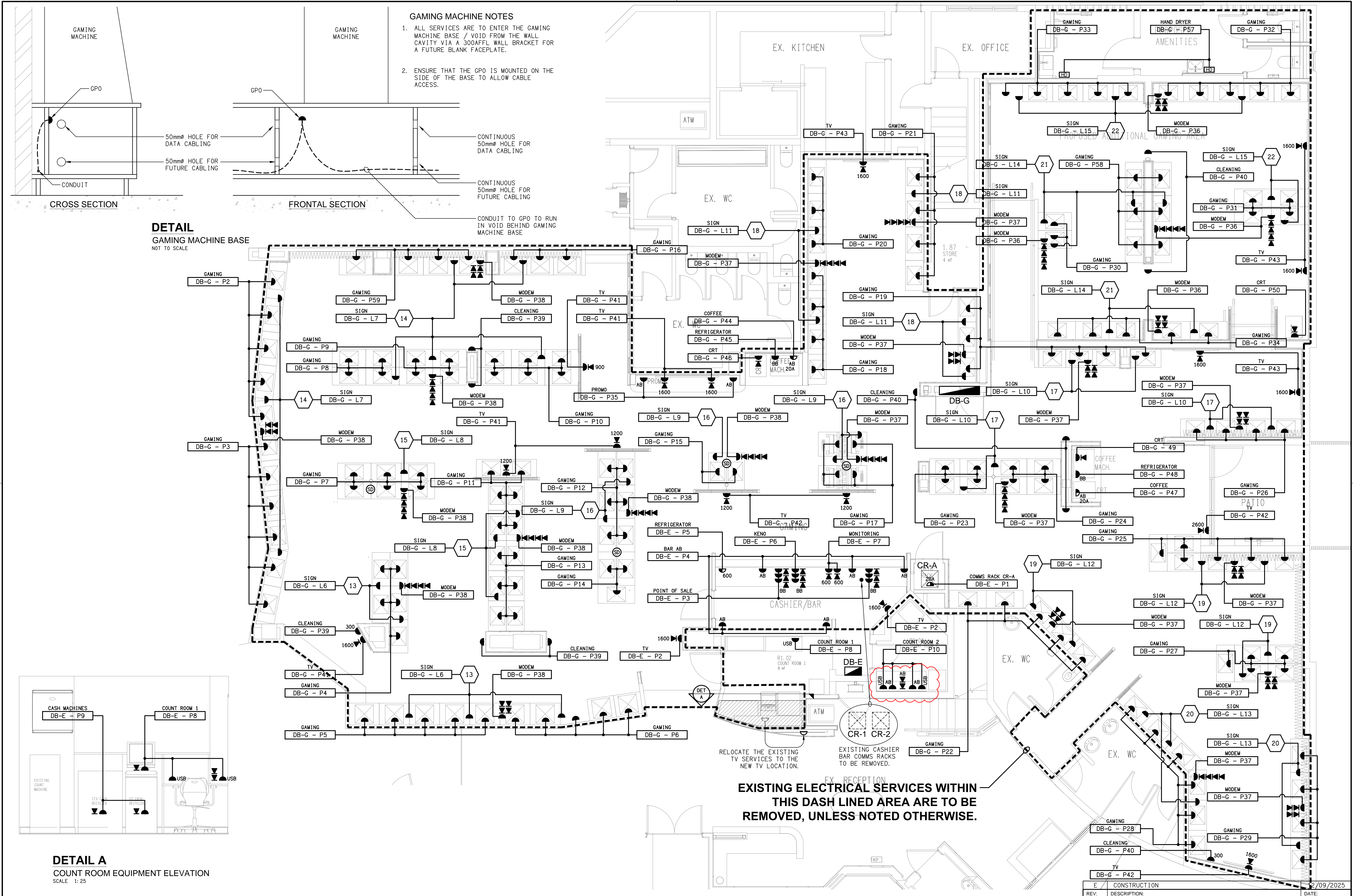
GAMING REFURBISHMENT

29 KIRBY ROAD, ASPLEY

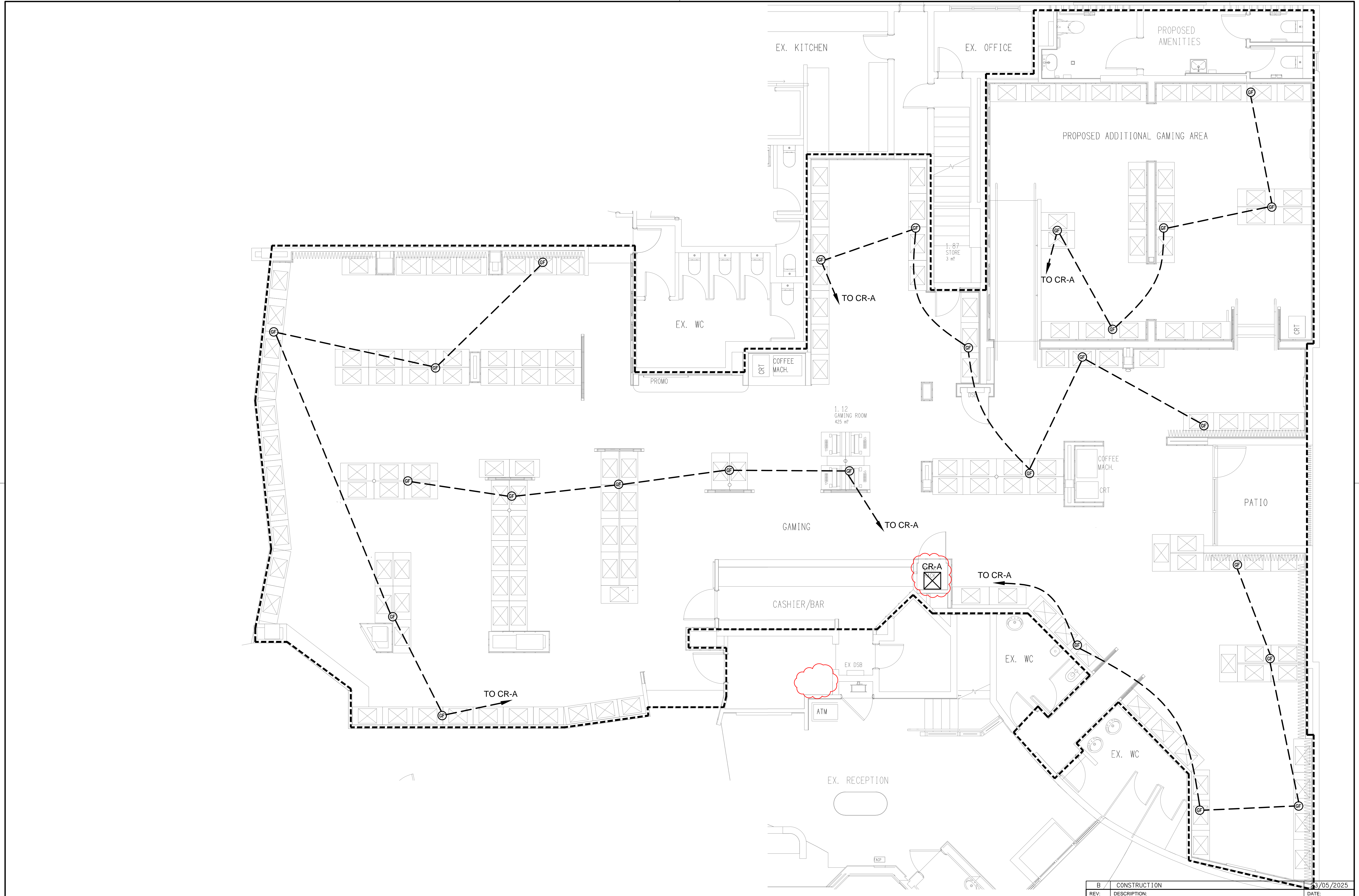
ELECTRICAL DESIGN GROUP

ELECTRICAL BUILDING SERVICES CONSULT







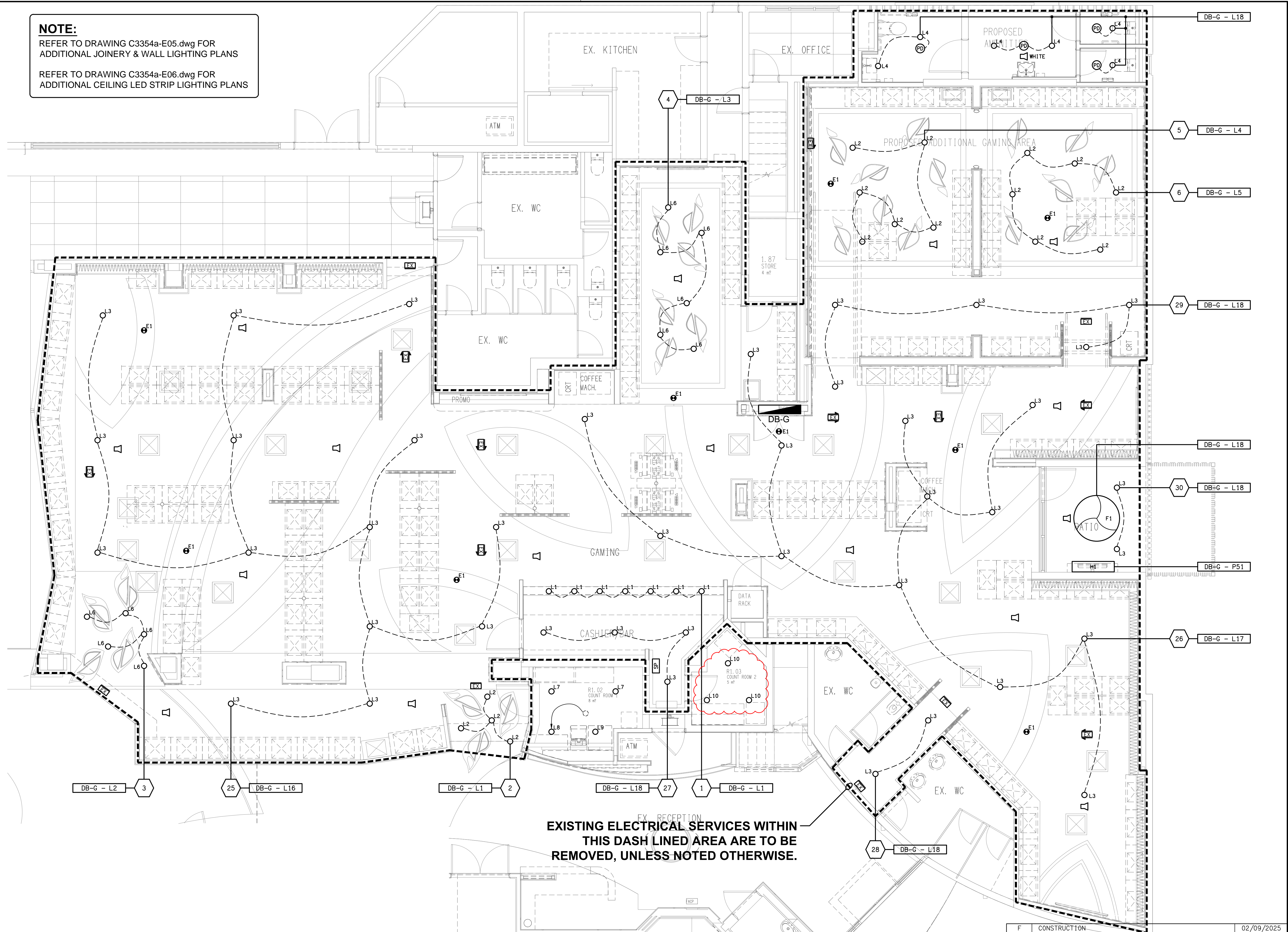




**NOTE:**

REFER TO DRAWING C3354a-E05.dwg FOR  
ADDITIONAL JOINERY & WALL LIGHTING PLANS

REFER TO DRAWING C3354a-E06.dwg FOR  
ADDITIONAL CEILING LED STRIP LIGHTING PLANS



**EXISTING ELECTRICAL SERVICES WITHIN  
THIS DASH LINED AREA ARE TO BE  
REMOVED, UNLESS NOTED OTHERWISE.**

ELECTRICAL DESIGN GROUP BRISBANE  
PTY LTD  
ACN 092 710 793  
TRADING AS:  
ELECTRICAL DESIGN GROUP

THE COPYRIGHT OF THIS DRAWING  
REMAINS THE PROPERTY OF THE  
ELECTRICAL DESIGN GROUP.  
USE FIGURED DIMENSIONS  
IN PREFERENCE TO SCALE.  
ALL DIMENSIONS TO BE  
VERIFIED ONSITE.

**ELECTRICAL DESIGN GROUP**  
ELECTRICAL BUILDING SERVICES CONSULTANTS  
BRISBANE GOLD COAST

P.O. Box 15, Sherwood Q. 4075  
Phone: (07) 3278 4375  
Email: brisbane@edg.net.au  
Web: www.edg.net.au

PROJECT:  
**ASPLEY LEAGUES CLUB  
GAMING REFURBISHMENT**

29 KIRBY ROAD, ASPLEY

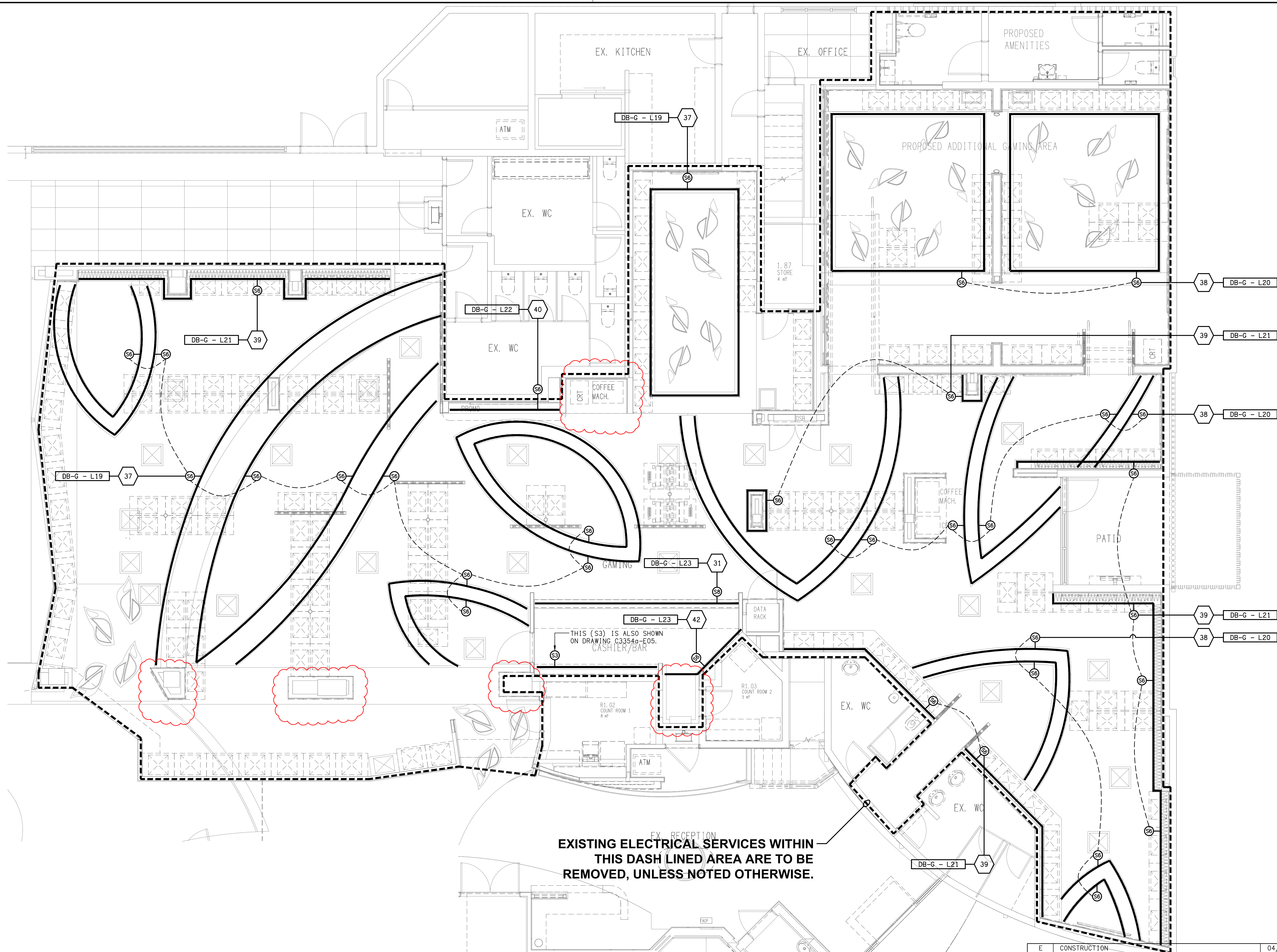
F	CONSTRUCTION	02/09/2025
REV:	DESCRIPTION:	DATE:

DRAWING: <b>ELECTRICAL SERVICES REFLECTED CEILING PLAN</b>	PROJECT NO: <b>C3354a</b>	DRAWING NO: <b>E04</b>	REVISION: <b>F</b>
SCALE: 1:50 UNO	AT A1		









EXISTING ELECTRICAL SERVICES WITHIN  
THIS DASH LINED AREA ARE TO BE  
REMOVED, UNLESS NOTED OTHERWISE.



NOTES

1. EXTENT OF WORKS

THE ELECTRICAL SERVICES SUB-CONTRACT INCLUDES BUT IS NOT LIMITED TO THE FOLLOWING:  
- SUPPLY AND INSTALLATION OF ALL COMPONENTS FORMING PART OF THE ELECTRICAL SERVICES.  
- INSPECTIONS.  
- TESTING AND COMMISSIONING.  
- MAINTENANCE.  
- CABLING, CABLE SUPPORT SYSTEMS AND ACCESS.  
- POWER DISTRIBUTION.  
- LIGHTING.  
- COMMUNICATIONS CABLING.  
- AS CONSTRUCTED DOCUMENTS.  
- TEMPORARY GAMING SERVICES.  
- ALL MINOR COMPONENTS AND INCIDENTAL WORKS NOT SPECIFICALLY REFERRED TO, HOWEVER NECESSARY TO COMPLETE THE ELECTRICAL SERVICES. INSTALLATION SUCH THAT IT IS HANDED OVER COMPLETE, OPERATIONAL AND FIT FOR THE INTENDED USE.

PRIOR TO COMMENCING WORK CONSULT SITE MANAGEMENT FOR ANY HAZARDOUS MATERIAL AND OR ASBESTOS REGISTERS AS WELL AS UNDERTAKE A THOROUGH INSPECTION OF THE SITE TO IDENTIFY ANY POTENTIAL HAZARDOUS MATERIALS, ASBESTOS AND HEALTH OR SAFETY RISKS. ADVISE THE CONTRACTOR OF ANY POTENTIAL HAZARDOUS MATERIALS, ASBESTOS AND HEALTH OR SAFETY RISKS IF IDENTIFIED AND DO NOT COMMENCE WORK UNTIL AN APPROPRIATE MANAGEMENT PLAN HAS BEEN DEVELOPED AND AGREED TO BY ALL PARTIES.

SUPPLY ALL LABOUR, MATERIALS, EQUIPMENT, AND ALL OTHER ITEMS, WHETHER MENTIONED IN DETAIL OR NOT, REQUIRED FOR THE SATISFACTORY COMPLETION OF THE ELECTRICAL SERVICES INSTALLATION, LEAVING IN FULL WORKING ORDER TO THE SATISFACTION OF THE PROJECT MANAGER.

ACCEPT FULL RESPONSIBILITY FOR LIASING, ARRANGING AND CO-ORDINATION OF ALL WORKS THAT HAVE AN EFFECT ON OR WILL BE AFFECTED BY THE ELECTRICAL SERVICES.

REFER TO THE EQUIPMENT SCHEDULE FOR ADDITIONAL REQUIREMENTS.

2. WORKMANSHIP

ENSURE THAT THE ELECTRICAL WORK IS PERFORMED BY THE HOLDER OF A CURRENT ELECTRICAL SUB CONTRACTOR LICENSE AND THE SERVICES COVERED BY THE ACMA IS PERFORMED BY THE HOLDER OF THE APPROPRIATE CURRENT ACMA LICENSE. ENSURE THE INSTALLATION AND ALL COMPONENTS, FIXTURES, FITTINGS, OUTLETS AND CABLES ARE SUPPLIED AND INSTALLED TO A HIGH STANDARD THROUGHOUT, AND INSTALLED IN A NEAT AND TRADESMAN LIKE MANNER, TO THE CURRENT INDUSTRY STANDARDS. ENSURE ALL MATERIALS AND COMPONENTS OF A SIMILAR TYPE ARE OF THE SAME MANUFACTURER AND INSTALLED IN A UNIFORM MANNER.

IT IS THE ELECTRICAL SUB CONTRACTOR'S RESPONSIBILITY TO ENSURE THAT THE INSTALLATION IS FIT FOR PURPOSE AND IS PROVIDED AS A COMPLETE WORKING INSTALLATION. IT IS THE ELECTRICAL SUB CONTRACTOR'S RESPONSIBILITY TO PROVIDE ALL COMPONENTS, FITTINGS, FIXTURES, SYSTEMS, PROGRAMMING ETC IRRESPECTIVE OF THE LEVEL DETAILED IN THE DOCUMENTS SUCH THAT THE INSTALLATION IS PROVIDED AS A COMPLETE WORKING INSTALLATION.

CONCEAL ALL WIRING AND CONDUITS. EXPOSED CABLING OR CONDUITS ARE GENERALLY NOT ACCEPTABLE. IT IS NOTED THAT CHASING AND REINSTATEMENT WILL BE REQUIRED. ENSURE ALL COMPONENTS, EQUIPMENT AND MATERIALS SUPPLIED ARE NEW, UNUSED, DESIGNED AND SELECTED TO ENSURE SATISFACTORY OPERATION UNDER VARYING ATMOSPHERIC, CLIMATIC, HUMID TROPICAL CONDITIONS WITHOUT DISTORTION AND DETERIORATION IN ANY PART AFFECTING EFFICIENCY AND RELIABILITY OF THE SYSTEMS. DESIGN AND SELECT ALL EQUIPMENT TO PROVIDE THE NECESSARY SAFETY TO HUMAN LIFE AND PROPERTY DURING OPERATION AND MAINTENANCE WITH PARTICULAR ATTENTION GIVEN TO ELECTRICAL SAFETY AND SEGREGATION PRECAUTIONS.

CHECK THE FINISHED PAINTWORK AROUND THE AREA OF EACH INSTALLATION AND TOUCH UP ALL DAMAGED PARTS AND FINISHES AFTER THE INSTALLATION OF THE ELECTRICAL SERVICES.

ALL WORKS ARE TO BE CARRIED OUT IN ACCORDANCE WITH THE BUILDER'S PROGRAM. ENSURE ALL FINAL LOCATIONS OF OUTLETS AND FITTINGS ARE CO-ORDINATED ONSITE WITH THE ARCHITECT AND ALL OTHER SERVICES, TO THE APPROVAL OF THE PROJECT MANAGER. ALLOW TO CO-ORDINATE THE FINAL LOCATION OF ALL EQUIPMENT, FITTINGS, & OUTLETS, SUCH THAT THEY ARE INSTALLED IN ACCORDANCE WITH THE AS3000 RESTRICTED ZONES, AND ARE NOT COVERED INAPPROPRIATELY.

ENSURE THAT ALL METAL SURFACES ARE SUITABLY PROTECTED AGAINST CORROSION, AND THAT ALL PLASTIC MATERIALS ARE UV STABILISED.

PROVIDE ALL MATERIALS AS NEW, AND OF THE HIGHEST CLASS AVAILABLE FOR THEIR RESPECTIVE TYPES. ENSURE ALL ASPECTS OF THE WORK ARE OF A HIGH STANDARD THROUGHOUT, AND INSTALLED IN A NEAT AND TRADESMAN LIKE MANNER, TO THE CURRENT INDUSTRY STANDARDS.

3. STANDARDS

IRRESPECTIVE OF INFORMATION CONTAINED IN THE ELECTRICAL SERVICES DOCUMENTS OR IN INSTRUCTIONS, IT IS THE ELECTRICAL SUB CONTRACTOR'S RESPONSIBILITY TO ENSURE ALL ELECTRICAL SERVICES WORKS ARE INSTALLED IN ACCORDANCE WITH THE REQUIREMENTS OF THE FOLLOWING. REFER ANY DISCREPANCIES BETWEEN THE REQUIREMENTS OF THE FOLLOWING AND/OR THE ELECTRICAL SERVICES DOCUMENTS AND INSTRUCTIONS TO THE ARCHITECT FOR CLARIFICATION PRIOR TO THE PLACING OF ORDERS, FABRICATION OR INSTALLATION OF THE ITEMS/METHODS IN DISCREPANCY.  
- NCC BUILDING CODE OF AUSTRALIA.  
- ELECTRICITY ACT.  
- ELECTRICAL SAFETY ACT.  
- AS/NZS3000.  
- AS3008.  
- WORKPLACE HEALTH AND SAFETY ACT.  
- TELECOMMUNICATIONS ACT.  
- ACMA REQUIREMENTS.

4. AUTHORITIES

ENSURE ALL OF THE ELECTRICAL SERVICES COMPLY WITH THE REQUIREMENTS OF ALL REGULATORY AUTHORITIES HAVING JURISDICTION OVER THE SITE INCLUDING BUT NOT LIMITED TO THE FOLLOWING:  
- ACMA.  
- LOCAL COUNCIL.  
- LOCAL SUPPLY AUTHORITY.  
- STATE GOVERNMENT DEPARTMENT OF ENVIRONMENT AND HERITAGE.  
- QLD GOVERNMENT, DIVISION OF WORKPLACE, HEALTH AND SAFETY.  
- QLD FIRE AND EMERGENCY SERVICES.

NOTES

5. CABLES

UNLESS OTHERWISE SPECIFIED, INSTALL AND TERMINATE CABLES IN ACCORDANCE WITH THE MANUFACTURERS' RECOMMENDATIONS. DETERMINE THE FINAL ROUTES TO SUIT THE BUILDING STRUCTURE AND SITE CONDITIONS. UNLESS NOTED OTHERWISE, PROVIDE ALL 240 VOLT POWER AND LIGHTING WIRING AS 2.5mm² TWIN & EARTH STRANDED COPPER CONDUCTORS, PVC INSULATED 0.6/1kV V75 GRADE TO AS3174, PROTECTED BY A 20 AMP CIRCUIT BREAKER. ALL CONDUIT AND FITTINGS TO BE RIGID UPVC TO AS2053, UNLESS NOTED OTHERWISE.

6. POWER DISTRIBUTION

THE POWER DISTRIBUTION COMPONENT OF THIS CONTRACT INCLUDES THE PROVISION OF A NEW DISTRIBUTION BOARD DB-G. PROVIDE A NEW 100 AMP THREE PHASE MCB IN THE MSB ADJACENT THE EXISTING POKER DB MCB TO SUPPLY DB-G. PROVIDE A NEW 4C x 35mm²E CU XLPE / PVC SUBMAIN FROM THE NEW MCB TO DB-G. SUPPLY THE NEW DB-G MCB FROM THE SAME SOURCE AS THE EXISTING POKER DB MCB IN THE MSB.

THE EXISTING DISTRIBUTION BOARD DB-E IS TO BE RETAINED AND USED TO SUPPLY THE NOMINATED CIRCUITS.D. UPDATE THE DB-E SCHEDULE AT PRACTICAL COMPLETION TO INDICATE EACH CIRCUITS USE AND LOCATION. UPDATE THE MSB POKER MACHINE DB LABEL TO DB-E. ALL OF THE EXISTING CIRCUITS, CABLING AND OUTLETS THAT BECOME REDUNDANT ARE TO BE REMOVED.  
ANY INTERRUPTION TO THE POWER SUPPLY TO ANY SERVICES OUTSIDE OF THE AREA OF WORKS MUST BE RESTRICTED TO OUTSIDE OF THE CLUBS OPERATING HOURS AND MUST BE ADVISED TO THE OPERATOR IN WRITING TWO WEEKS PRIOR.

THE POWER DISTRIBUTION COMPONENT OF THIS CONTRACT INCLUDES, BUT IS NOT LIMITED TO THE FOLLOWING EXTENT OF WORK:  
- POWER DISTRIBUTION.  
- MSB MODIFICATIONS.  
- DB-E MODIFICATIONS.  
- DB-G INCLUDING SUPPLY MCB AND SUBMAIN.  
- CABLE ACCESS WAYS.  
- CIRCUITS.  
- ISOLATORS AND OUTLETS.  
- TESTING AND COMMISSIONING.  
- REMOVAL OF ALL EXISTING REDUNDANT SERVICES.

REFER TO THE DISTRIBUTION BOARD SCHEDULES FOR ADDITIONAL REQUIREMENTS AND CIRCUIT DETAILS.

7. LIGHTING

ALL OF THE LIGHT FITTINGS, LAMPS AND ACCESSORIES ARE TO BE PROVIDED AS PART OF THIS CONTRACT. THE LIGHTING COMPONENT OF THIS CONTRACT INCLUDES, BUT IS NOT LIMITED TO THE FOLLOWING EXTENT OF WORK:  
- LIGHTING.  
- LIGHT FITTINGS AND ACCESSORIES.  
- EMERGENCY AND EXIT LIGHTING.  
- EARTHING OF THE LIGHTING INSTALLATION.  
- LIGHTING CONTROL.  
- PHILIPS DYNALITE LIGHTING CONTROL SYSTEM.  
- LIGHTING SUBCIRCUITS.  
- TESTING AND COMMISSIONING.  
- RECONNECTION OF THE EXISTING LIGHTING THAT REMAINS.  
- REMOVAL OF ALL EXISTING REDUNDANT LIGHTING SERVICES.

PROVIDE A SINGLE POINT EMERGENCY LIGHTING SYSTEM THAT COMPLIES WITH THE LATEST ISSUE OF ALL PARTS AS2293 AND THE RELEVANT PARTS OF THE NCC BCA. INSTALL EMERGENCY LIGHT FITTINGS NOMINATED AS MAINTAINED WITH THE LAMP PERMANENTLY ON SUPPLIED VIA AN UNSWITCHED ACTIVE MAINS SUPPLY WHEN THE MAINS SUPPLY IS AVAILABLE. WHEN THE MAINS SUPPLY IS NOT AVAILABLE, THE LAMP IS TO REMAIN ON SUPPLIED BY THE EMERGENCY PACK. SINGLE LAMP MAINTAINED EMERGENCY LIGHTS ARE NOT SWITCHED WITH THE LOCAL GENERAL AREA LIGHTING. (THE LAMP IS ALWAYS ON.)

INSTALL EMERGENCY LIGHT FITTINGS NOMINATED AS NON-MAINTAINED AS FOLLOWS:  
- IF THE FITTING IS NOT BEING SWITCHED, THE LAMP IS TO REMAIN OFF WHEN THE MAINS SUPPLY IS AVAILABLE. WHEN THE MAINS SUPPLY IS NOT AVAILABLE THE LAMP IS TO BE SWITCHED ON SUPPLIED BY THE EMERGENCY PACK. UNSWITCHED SINGLE LAMP NON-MAINTAINED EMERGENCY LIGHTS ARE NOT SWITCHED WITH THE LOCAL GENERAL AREA LIGHTING. (THE LAMP IS ON ONLY WHEN THE MAINS SUPPLY IS NOT AVAILABLE.)  
- IF THE FITTING IS BEING SWITCHED, THE LAMP IS TO BE SUPPLIED AND CONTROLLED WITH THE LOCAL GENERAL AREA LIGHTING WHEN THE MAINS SUPPLY IS AVAILABLE. WHEN THE MAINS SUPPLY IS NOT AVAILABLE THE LAMP IS TO BE SWITCHED ON, SUPPLIED BY THE EMERGENCY PACK. (THE LAMP IS ON WHEN TURNED ON WITH THE LOCAL GENERAL LIGHTING OR THE MAIN SUPPLY IS NOT AVAILABLE.)

INSTALL EMERGENCY LIGHTS SUCH THAT THE STATUS INDICATOR L.E.D. IS CLEARLY VISIBLE AND THE TEST BUTTONS ARE READILY ACCESSIBLE. LABEL EACH CIRCUIT BREAKER WHICH CONTROLS THE UNSWITCHED ACTIVE TO EXIT LIGHTS WITH A LABEL FIXED ADJACENT; ENGRAVED PLASTIC LAMINATE, GREEN BACKGROUND WITH WHITE CHARACTERS: -

WARNING  
INTERRUPTING SUPPLY WILL DISCHARGE  
EMERGENCY LIGHTING BATTERIES

PROVIDE WRITTEN EVIDENCE OF THE INITIAL COMMISSIONING AND TESTING AND TESTING FOR THE DURATION OF THE MAINTENANCE PERIOD IN ACCORDANCE WITH AS 2293.2.

THIS EVIDENCE IS TO BE IN THE FORM OF A LOG BOOK SIMILAR TO THE GENERAL LIGHTING SERVICE PTY LTD "EMERGENCY LIGHTING MAINTENANCE LOG BOOK AND MANUAL" WHICH IS TO BE PROVIDED BY THE ELECTRICAL SUB-CONTRACTOR AND HAVE ALL ENTRIES FULLY COMPLETED AND BE PRESENTED FOR INSPECTION AT PRACTICAL COMPLETION. THE LOG BOOK IS TO BE RETAINED BY THE ELECTRICAL SUB-CONTRACTOR FOR THE DURATION OF THE MAINTENANCE PERIOD, AND THE SIX MONTHLY TEST AND MAINTENANCE RESULTS ENTERED. THE LOG BOOK IS TO BE PRESENTED FOR APPROVAL AT FINAL COMPLETION (EXPIRY OF THE MAINTENANCE PERIOD) AND WILL BE FORWARDED TO THE OPERATOR FOR THEIR USE.

PROVIDE MAINTENANCE OF THE EMERGENCY AND EXIT LIGHTING INSTALLATION INCLUDING RECORDS IN ACCORDANCE WITH THE LATEST ISSUE OF ALL PARTS AS2293 AND THE RELEVANT PARTS OF THE NCC BCA. PROVIDE THE EMERGENCY LIGHTING SYSTEM WITH A SUPPLY SENSING AND TESTING FACILITY IN ACCORDANCE WITH AS 2293.1.

NOTES

8. COMMUNICATIONS CABLING

PROVIDE A NEW COMMUNICATIONS RACK IN THE CASH ROOM TO ACCOMMODATE THE GAMING ROOM SERVICES. THE EXISTING COMMUNICATIONS SERVICES WITHIN RACKS CR-1 AND CR-2 THAT REMAIN ARE TO BE RELOCATED INTO CR-A. THE SUPPLY SERVICES TO CR-1 AND CR-2 ARE TO BE REDIRECTED / RELOCATED INTO CR-A.

ANY INTERRUPTION TO THE CLUBS COMMUNICATIONS SERVICES OUTSIDE OF THE AREA OF WORKS MUST BE RESTRICTED TO OUTSIDE OF THE CLUBS OPERATING HOURS AND MUST BE ADVISED TO THE OPERATOR IN WRITING TWO WEEKS PRIOR.

TAKE POSSESSION OF DUPLEX FIBRE CABLE AND INTERCONNECT EACH OF THE BANKS OF GAMING MACHINES AND RETURN THE END TO THE NEW COMMUNICATIONS RACK CR-A. THE DUPLEX FIBRE CABLE WILL BE SUPPLIED AND TERMINATED BY THE GAMING MONITORING COMPANY.

THE COMMUNICATIONS CABLING COMPONENT OF THIS CONTRACT INCLUDES, BUT IS NOT LIMITED TO THE FOLLOWING EXTENT OF WORK:

- COMMUNICATIONS RACK CR-A.  
- RELOCATION / REDIRECTION OF THE EXISTING CR-1 AND CR-2 SERVICES TO CR-A.  
- PATCH PANELS AS NECESSARY.  
- CAT 6 COMMUNICATIONS OUTLETS AND CABLING.  
- INSTALLATION OF GAMING DUPLEX FIBRE CABLING.  
- CABLE ACCESS WAYS.  
- TESTING AND COMMISSIONING.  
- REMOVAL OF ALL EXISTING COMMUNICATIONS CABLING MADE REDUNDANT BY THE WORKS.

9. ABBREVIATIONS

A - AMP CURRENT RATING  
AB - MOUNT ABOVE BENCH.  
AFFL - ABOVE FINISHED FLOOR LEVEL.  
BB - MOUNT BELOW BENCH.  
BH - MOUNT ON BULKHEAD.  
CEIL - MOUNT ON CEILING.  
CS - MOUNT WITHIN CEILING SPACE.  
C/W - COMPLETE WITH.  
DALI - DIGITAL ADDRESSABLE LIGHTING INTERFACE.  
DW - DISHWASHER.  
HP - HOT PLATE.  
MCB - MINIAURE CIRCUIT BREAKER.  
MSB - MAIN SWITCHBOARD.  
MSSB - MECHANICAL SERVICES SWITCHBOARD.  
MW - MICROWAVE.  
N - NEON / LED INDICATOR WHEN ON.  
NTS - NOT TO SCALE.  
OV - OVEN.  
PC - PROVISIONAL SUM.  
QDC - QUEENSLAND DEVELOPMENT CODE.  
RCBO - CIRCUIT BREAKER C/W AN INTEGRAL 30ma RESIDUAL CURRENT DEVICE.  
RCD - CIRCUIT PROTECTED VIA A 30ma RESIDUAL CURRENT DEVICE.  
REF - REFRIGERATOR.  
TBA - TO BE ADVISED.  
TE - TRAILING EDGE PHASE CUT.  
UNO - UNLESS NOTED OTHERWISE.  
WP - WEATHERPROOF TO IP56 UNO.  
500 - NUMBER DENOTES MOUNTING HEIGHT AFFL.

<div>ELECTRICAL DESIGN GROUP BRISBANE PTY LTD ACN 092 710 793</div> <div>TRADING AS: ELECTRICAL DESIGN GROUP</div>		<div>THE COPYRIGHT OF THIS DRAWING REMAINS THE PROPERTY OF THE ELECTRICAL DESIGN GROUP.</div> <div>USE FIGURED DIMENSIONS IN PREFERENCE TO SCALE.</div> <div>ALL DIMENSIONS TO BE VERIFIED ONSITE.</div>	<div><div><div><div><div></div></div><div>ELECTRICAL DESIGN GROUP</div></div><div><div>ELECTRICALBUILDINGSERVICESCONSULTANTS</div><div>BRISBANE<span>GOLD COAST</span></div></div><div><div>P.O.Box 15, Sherwood Q.4075 Phone: (07) 3278 4375 Email: brisbane@edg.net.au Web: www.edg.net.au</div></div></div></div>	<div>PROJECT: ASPLEY LEAGUES CLUB GAMING REFURBISHMENT</div> <div>29 KIRBY ROAD, ASPLEY</div>	<div><div>B</div><div>CONSTRUCTION</div></div> <div>23/05/2025</div> <div><div>REV:</div><div>DESCRIPTION:</div></div> <div>DATE:</div> <div><div>DRAWING:</div><div>ELECTRICAL SERVICES NOTES</div></div> <div><div>SCALE: NOT TO SCALE</div><div>AT A1</div></div> <div><div>PROJECT NO:</div><div>C3354a</div></div> <div><div>DRAWING NO:</div><div>E07</div></div> <div><div>REVISION:</div><div>B</div></div>
--	--	--	--	---	---