



# ELECTRICAL DESIGN GROUP

ELECTRICAL BUILDING SERVICES CONSULTANTS

P.O. Box 15, SHERWOOD Q. 4075

Phone: (07) 3278 4375

Website: www.edg.net.au Email: brisbane@edg.net.au

C3358a - BRACKEN RIDGE TAVERN

C3358a-0001(H).xls


## ELECTRICAL SERVICES CONTRACT DOCUMENT SCHEDULE

REVISION H - 14 AUGUST 2025

ISSUING INFORMATION				DATE OF ISSUE							
	DAY	28	14	13	24	11	04	06	14		
	MONTH	02	04	05	06	07	08	08	08		
	YEAR	25	25	25	25	25	25	25	25		
REASON FOR ISSUE				P	P	C	C	C	C	C	
A = APPROVAL C = CONSTRUCTION AC = AS CONSTRUCTED				P = PRELIMINARY				T = TENDER			

DISTRIBUTION	NUMBER OF COPIES							
WWW.EDG.NET.AU	1E	1E	1E	1E	1E	1E	1E	1E
KP ARCHITECTS	1E	1E	1E	1E	1E	1E	1E	1E
ROHRIG CONSTRUCTIONS			1E	1E	1E	1E	1E	1E
P = PRINT T = TRACING D = DISC E = EMAIL F = FAX								

DOCUMENTS		REVISION									
C3358a-E01.dwg	LEGEND	A	B	C	D	E	F		G		
C3358a-E02.dwg	NOTES	A	B	C							
C3358a-E03.dwg	DETAILS	A	B	C							
C3358a-E04.dwg	SITE PLAN	A	B	C			D				
C3358a-E05.dwg	PART A FLOOR PLAN	A	B	C			D				
C3358a-E06.dwg	PART B FLOOR PLAN	A	B	C		D	E	F			
C3358a-E07.dwg	PART B FLOOR PLAN DETAILS	A	B	C		D					
C3358a-E08.dwg	PART A REFLECTED CEILING PLAN	A	B	C		D					
C3358a-E09.dwg	PART B REFLECTED CEILING PLAN	A	B	C	D	E	F		G		
C3358a-E10.dwg	PART B JOINERY LIGHTING DETAILS	A	B	C							
C3358a-0001.xls	CONTRACT DOCUMENT SCHEDULE	A	B	C	D	E	F	G	H		
C3358a-0002.xls	EQUIPMENT SCHEDULE	A	B	C	D	E	F		G		
C3358a-0004.xls	LIGHTING CONTROL SCHEDULE		A		B		C		D		
C3358a-0005.xls	DISTRIBUTION BOARD DB-1 SCHEDULE	A	B				C				
C3358a-0006.xls	DISTRIBUTION BOARD DB-B SCHEDULE	A	B	C		D					
C3358a-0007.xls	DISTRIBUTION BOARD DB-C SCHEDULE	A	B			C	D				
C3358a-0008.xls	DISTRIBUTION BOARD DB-F SCHEDULE	A	B			C	D	E			
C3358a-0009.xls	DISTRIBUTION BOARD DB-G SCHEDULE	A	B	C			D				
C3358a-0001.zip	FITTING AND OUTLET DATASHEETS		A	B							



# ELECTRICAL DESIGN GROUP

ELECTRICAL BUILDING SERVICES CONSULTANTS

P.O. Box 15, SHERWOOD Q. 4075

Phone: (07) 3278 4375 Fax: (07) 3716 0222


Web Site: [www.edg.net.au](http://www.edg.net.au) Email: [brisbane@edg.net.au](mailto:brisbane@edg.net.au)

**C3358a - BRACKEN RIDGE TAVERN**  
**ELECTRICAL EQUIPMENT SCHEDULE**  
**REVISION G - 14 AUGUST 2025**

**C3358a-0002(G).xls**

THE LIGHT FITTING SUPPLIER CONTACT DETAILS MAY BE AVAILABLE ON THE EDG WEBSITE VIA THE FOLLOWING LINK  
[www.edg.net.au/Links/Lighting.htm](http://www.edg.net.au/Links/Lighting.htm)

TYPE	LAMPS	DESCRIPTION	COLOUR / ACCESSORY	CATALOGUE No	REV
L1	14W 4000K LED	300 X 600 LAY IN FLAT PLATE LED FITTING C/W REMOTE DRIVER AND A PB MOUNTING KIT	WHITE TRIM	GAMMA ILLUMINATION AXIS 1550-4K-14W PB	D
L2	LED	CEILING MOUNTED MOVING HEAD COLOUR WHEEL ADJUSTABLE FOCUS AND REMOTE RF CONTROL SYSTEM	BLACK	CHAUVET DJ INTIMIDATOR SPOT 360X	A
L3	36W LED 4000K	1200 LONG SURFACE MOUNTED IP65 DIFFUSED BATTEN C/W INTEGRAL ELECTRONIC CONTROL GEAR	LIGHT GREY	EQUAL TO GAMMA STORM 1558-CCT-36W	A
L4	EXISTING CARPARK POLE LIGHT TO BE MODIFIED. PROVIDE THE POLE WITH A NEW SINGLE FITTING MOUNTING BRACKET / ARM TO ALLOW THE EXISTING FITTING FACING AWAY FROM THE BUILDING TO BE RECONNECTED. THE EXISTING FITTING FACING THE BUILDING IS TO BE REMOVED AND USED ON THE NEW L5 FITTING.				A
L5	PROVIDE A NEW CARPARK LIGHTING POLE THAT MATCHES THE MODIFIED EXISTING ADJACENT L4 POLE AND UTILISE THE SECOND FITTING RECOVERED FROM THE L4 POLE.				A
L6	PROVIDE A NEW TWIN FITTING CARPARK LIGHTING POLE THAT MATCHES THE EXISTING ADJACENT TWIN FITTING POLE.				A
RDL1	13W 3000K LED	RECESSED DOWNLIGHT C/W REMOTE DALI DIMMABLE DRIVER	WHITE	EQUAL TO GAMMA ILLUMINATION 1400-3K-13W	B
RDL2	13W 3000K LED	RECESSED DOWNLIGHT C/W REMOTE DALI DIMMABLE DRIVER	WHITE	EQUAL TO GAMMA ILLUMINATION 1400-3K-13W	B
RDL3	13W 3000K LED	RECESSED DOWNLIGHT C/W REMOTE DALI DIMMABLE DRIVER	WHITE	EQUAL TO GAMMA ILLUMINATION 1400-3K-13W	B
RDL4	13W 3000K LED	RECESSED DOWNLIGHT C/W REMOTE DALI DIMMABLE DRIVER	WHITE	EQUAL TO GAMMA ILLUMINATION 1400-3K-13W	B
RDL5	13W 4000K LED	RECESSED DOWNLIGHT C/W REMOTE DIMMABLE DRIVER	WHITE	EQUAL TO GAMMA ILLUMINATION 1400-3K-13W	B
RDL6	15W 4000K LED	RECESSED DOWNLIGHT C/W REMOTE DRIVER	WHITE	EQUAL TO RAPID R1074-WH-15W-CW-60	G



# ELECTRICAL DESIGN GROUP

ELECTRICAL BUILDING SERVICES CONSULTANTS

P.O. Box 15, SHERWOOD Q. 4075

Phone: (07) 3278 4375 Fax: (07) 3716 0222

Web Site: [www.edg.net.au](http://www.edg.net.au) Email: [brisbane@edg.net.au](mailto:brisbane@edg.net.au)

C3358a - BRACKEN RIDGE TAVERN


C3358a-0002(G).xls

## ELECTRICAL EQUIPMENT SCHEDULE

REVISION G - 14 AUGUST 2025

THE LIGHT FITTING SUPPLIER CONTACT DETAILS MAY BE AVAILABLE ON THE EDG WEBSITE VIA THE FOLLOWING LINK  
[www.edg.net.au/Links/Lighting.htm](http://www.edg.net.au/Links/Lighting.htm)

TYPE	LAMPS	DESCRIPTION	COLOUR / ACCESSORY	CATALOGUE No	REV
SDL1	800 LUMEN +/- 20% 3000K LED	SURFACE MOUNTED 250MM DIA CYLINDER SHADE C/W 200DIA BUBBLE GLASS REMOTE DALI DIMMABLE DRIVER	POWDERCOAT OXTEC CLAYPOT SATIN	LUMEN 8 CUSTOM 250MM DIA CYLINDER SHADE C/W 200DIA BUBBLE GLASS	B
SDL2	15W 3000K LED	SURFACE MOUNTED 62 DIA 172 HIGH CAN DOWNLIGHT C/W 40DEG BEAM REMOTE DALI DIMMABLE DRIVER	WHITE	LUMEN 8 SOLIS SOROSU15930TR WHITE 15W 40DEG	B
SDL3	800 LUMEN +/- 20% 3000K LED	SURFACE MOUNTED 200DIA BALL C/W 280DIA SHADE AND REMOTE DALI DIMMABLE DRIVER	POWDERCOATED ELECTRO NEW COPPER KINETIC	LUMEN 8 BUBBLE BELL CUSTOM CYMBAL WALL LIGHT	B
SDL4	800 LUMEN +/- 20% 3000K LED	SURFACE MOUNTED 800 DAI BALL LIGHT C/W REMOTE DALI DIMMABLE DRIVER	NA	LUMEN 8 GLOBO SLIDE SURFACE MOUNT CUSTOM BALL LIGHT	B
SDL5	NO LONGER REQUIRED				F
SDL6	8W 3000K LED	SURFACE MOUNTED ADJUSTABLE SPOT LIGHT C/W 36 DEG BEAM REMOTE DALI DIMMABLE DRIVER T IS ACCEPTABLE TO SUPPLY MULTIPLE SDL6 FITTINGS ON THE SAME CHANNEL FROM A SINGLE SUITABLY SIZED DRIVER / POWER SUPPLY LOCATE THE DIVER IN AN ACCESSIBLE CONCEALED POSITION NOMINATED ON THE AS CONSTRUCTED DOCUMENTS.	WHITE	EQUAL TO GAMMA ILLUMINATION RULLO 1373-FL-8W-24V	B
SDL7	15W 3000K LED	SURFACE MOUNTED 62 DIA 172 HIGH CAN DOWNLIGHT C/W 40DEG BEAM REMOTE DALI DIMMABLE DRIVER	BLACK	LUMEN 8 SOLIS SOROSU15930TR BLACK 15W 40 DEG	B
SDL8	10W 3000K LED	SURFACE 51 DIA 140 LONG CAN DOWNLIGHT C/W REMOTE DALI DIMMABLE DRIVER	BLACK	LUMEN 8 SOLIS ROLL SOROSU103930TR BLACK REMOTE DALI	F
SDL9	9W 3000K LED	SURFACE MOUNTED ADJUSTABLE SPOT LIGHT C/W REMOTE DALI DIMMABLE DRIVER	BLACK	LUMEN 8 SOLIS NIX 45 SONI45SU09930 BLACK REMOTE DALI	F
WL1	6W FROSTED 2700K 240VOLT E27 TRAILING EDGE DIMMABLE LED	WALL MOUNTED 150H X 310W X 115 DEEP IP65 WALL LIGHT CONFIRM THE MOUNTING HEIGHT ON SITE WITH THE ARCHITECT	WHITE	LIGHTING COLLECTIVE DOME ALUMINIUM	B
WL2	6W FROSTED 2700K 240VOLT E27 TRAILING EDGE DIMMABLE LED	WALL MOUNTED 23 DIA X 65DEEP WALL LIGHT CONFIRM THE MOUNTING HEIGHT ON SITE WITH THE ARCHITECT	COCOA	CRETE STUDIO SMALL HAKEA SCONCE	B



# ELECTRICAL DESIGN GROUP

ELECTRICAL BUILDING SERVICES CONSULTANTS

P.O. Box 15, SHERWOOD Q. 4075

Phone: (07) 3278 4375 Fax: (07) 3716 0222

Web Site: [www.edg.net.au](http://www.edg.net.au) Email: [brisbane@edg.net.au](mailto:brisbane@edg.net.au)

C3358a - BRACKEN RIDGE TAVERN

C3358a-0002(G).xls

## ELECTRICAL EQUIPMENT SCHEDULE


REVISION G - 14 AUGUST 2025

THE LIGHT FITTING SUPPLIER CONTACT DETAILS MAY BE AVAILABLE ON THE EDG WEBSITE VIA THE FOLLOWING LINK  
[www.edg.net.au/Links/Lighting.htm](http://www.edg.net.au/Links/Lighting.htm)

TYPE	LAMPS	DESCRIPTION	COLOUR / ACCESSORY	CATALOGUE No	REV
WL3	2 X 2700K 240VOLT E14 LED TRAILING EDGE DIMMABLE	WALL MOUNTED 23 DIA X 65DEEP WALL LIGHT CONFIRM THE MOUNTING HEIGHT ON SITE WITH THE ARCHITECT	ANTIQUE BRASS	ZEST LIGHTING DINA ANTIQUE BRASS PICTURE WALL LIGHT	B
WL4	9W 3000K LED	WALL MOUNTED ADJUSTABLE SPOT LIGHT C/W REMOTE DALI DIMMABLE DRIVER	BLACK	LUMEN 8 SOLIS NIX 45 SONI45SU09930 BLACK REMOTE DALI	F
LP2	9W 3000K LED	500DIA SURFACE MOUNT BALL ON CHS POLE C/W REMOTE DALI DIMMABLE DRIVER CONFIRM THE POLE HEIGH WITH THE ARCHITECT	CUSTOM POWDERCOAT	LUMEN 8 500DIA BALL C/W CHS POLE	F
PL1	9W 3000K LED	800 DIA DECORATIVE PENDANT. ALLOW TO ASSEMBLE AND INSTALL. CONFIRM SUSPENSION HEIGHT ON SITE WITH THE ARCHITECT REMOTE DALI DIMMABLE DRIVER	BLACK SUSPENSION AND CEILING ROSE	LUMEN 8 GLOBO SLIDE PENDANT 800DIA	D
PL2	9W 3000K LED	DECORATIVE PENDANT. ALLOW TO ASSEMBLE AND INSTALL. CONFIRM SUSPENSION HEIGHT ON SITE WITH THE ARCHITECT REMOTE DALI DIMMABLE DRIVER	BLACK SUSPENSION AND CEILING ROSE	LUMEN 8 GLOBO 50 PENDANT	D
CAT	LED 2700K	PROVIDE A 316 STAINLESS STEEL WIRE SUPPORT SYSTEM WITH SHADED CATENARY FESTOON LIGHTS WITH THE SHADES SPACED EVENLY APPROXIMATELY 1000 APART.	WHITE	LUMEN 8 SUSPENDE FESTOON C/W METAL SHADE	A
TRK1	9W 3000K LED PER FITTING	SUSPENDE TRACK C/W FITTINGS AS INDICATED PROVIDE EACH TRACK WITH A REMOTE DALI DIMMABLE DRIVER LOCATED IN A CONCEALED ACCESSIBLE POSITION NOTED ON THE AS CONSTRUCTED DOCUMENTS.	BLACK	LUMEN 8 NIX 45 TRACK AND SOLIS SONI45TK09930 FITTINGS DALI DIMMABLE	F
UP1	8W 3000K LED	GARDEN STAKE FITTING C/W REMOTE DALI DIMMABLE DRIVER MOUNT THE FITTING IN THE GARDEN AS PER THE ARCHITECTURAL DETAIL IT IS ACCEPTABLE TO SUPPLY MULTIPLE UP1 FITTINGS ON THE SAME CHANNEL FROM A SINGLE SUITABLY SIZED DRIVER / POWER SUPPLY LOCATE THE DIVER IN AN ACCESSIBLE CONCEALED POSITION NOMINATED ON THE AS CONSTRUCTED DOCUMENTS.	BLACK	EQUAL TO GAMMA ILLUMINATION RULLO 1373- FL-8W- 3K	A
H1	ALLOW TO CONNECT THE LINEAR HEAT LAMP PROVIDED AS PART OF THE KITCHEN EQUIPMENT / STAINLESS STEEL WORKS.				A
H2	ALLOW TO CONNECT THE LINEAR HEAT LAMP PROVIDED AS PART OF THE KITCHEN EQUIPMENT / STAINLESS STEEL WORKS.				A
H3	PROVIDE A CLIPSAL 413 WITHIN THE CEILING SWITCHED VIA THE HLC FOR A HEAT LAMP				E

C3358a-0002(G).xls

Pages inc. any attach. 3 of 8



# ELECTRICAL DESIGN GROUP

ELECTRICAL BUILDING SERVICES CONSULTANTS

P.O. Box 15, SHERWOOD Q. 4075

Phone: (07) 3278 4375 Fax: (07) 3716 0222

Web Site: [www.edg.net.au](http://www.edg.net.au) Email: [brisbane@edg.net.au](mailto:brisbane@edg.net.au)

C3358a - BRACKEN RIDGE TAVERN


C3358a-0002(G).xls

## ELECTRICAL EQUIPMENT SCHEDULE

REVISION G - 14 AUGUST 2025

THE LIGHT FITTING SUPPLIER CONTACT DETAILS MAY BE AVAILABLE ON THE EDG WEBSITE VIA THE FOLLOWING LINK  
[www.edg.net.au/Links/Lighting.htm](http://www.edg.net.au/Links/Lighting.htm)

TYPE	LAMPS	DESCRIPTION	COLOUR / ACCESSORY	CATALOGUE No	REV
HEAT LAMP CONTROL STATION (HLC)		MULTIGANG SWITCH PANEL C/W A SWITCH MECHANISM PER H3 HEAT LAMP, MOUNTED AT 1000mm AFFL UNLESS NOTED OTHERWISE.	WHITE	CLIPSAL C2000	E
HE/W	3400W	BULKHEAD MOUNTED 3400W HEATER C/W ADJUSTABLE MOUNT BRACKET AS REQUIRED REFER TO THE LIGHTING CONTROL SCHEDULE FOR ADDITIONAL CONTROL REQUIREMENTS	WHITE	BROMIC PLATINUM SMART HEAT ELECTRIC 11 2620248	A
CEILING FAN TYPE 1 CF1		2180 DIA CEILING FAN C/W 450 DROP AND A REMOTE	WHITE	HUNTER PACIFIC THE BIG FAN V2 DC CEILING FAN TBF0861	A
CEILING FAN TYPE 2 CF2		1400 DIA CEILING FAN CONFIRM THE DROP LENGTH ON SITE WITH THE OPERATOR	WHITE	CLIPSAL P3HS1400AL-WE	F
FAN CONTROLLER		ON / OFF SPEED FAN CONTROLLER COMPATABLE WITH THE CF2	WHITE	CLIPSAL C 2000	F
TABLE LAMP TYPE 1 TL1		NO LONGER REQUIRED			F
S1	880LM /M 3000K 24V LED	LED STRIP LIGHT IN A SCREW FIXED EXTRUSION C/W OPAL DIFFUSER MOUNTED IN THE BAR COUNTER PELMET AS PER THE ARCHITECTURAL DETAIL. PROVIDE EACH GROUP OF S1 STRIP WITH REMOTE DALI DIMMABLE POWER SUPPLIES AS REQUIRED LOCATE THE POWER SUPPLIES IN A CONCEALED ACCESSIBLE POSITION NOTED ON THE AS CONSTRUCTED DOCUMENTS.	NATURAL	MELEC ML-ALU-1407-2M - ML-VLCRI-14.4-WW	A
S2	880LM /M 3000K 24V LED	THREE HORIZONTAL RUNS OF LED STRIP LIGHT IN A SCREW FIXED EXTRUSION C/W OPAL DIFFUSER MOUNTED IN THE RAE BAR JOINERY AS PER THE ARCHITECTURAL DETAIL. PROVIDE EACH GROUP OF S2 STRIP WITH REMOTE DALI DIMMABLE POWER SUPPLIES AS REQUIRED LOCATE THE POWER SUPPLIES IN A CONCEALED ACCESSIBLE POSITION NOTED ON THE AS CONSTRUCTED DOCUMENTS.	NATURAL	MELEC ML-ALU-1407-2M - ML-VLCRI-14.4-WW	A
S3	880LM /M 3000K 24V LED	LED STRIP LIGHT IN A SCREW FIXED EXTRUSION C/W OPAL DIFFUSER MOUNTED IN THE CENTRAL DISPLAY AS PER THE ARCHITECTURAL DETAIL. PROVIDE EACH GROUP OF S3 STRIP WITH REMOTE DALI DIMMABLE POWER SUPPLIES AS REQUIRED LOCATE THE POWER SUPPLIES IN A CONCEALED ACCESSIBLE POSITION NOTED ON THE AS CONSTRUCTED DOCUMENTS.	NATURAL	MELEC ML-ALU-1407-2M - ML-VLCRI-14.4-WW	A



# ELECTRICAL DESIGN GROUP

ELECTRICAL BUILDING SERVICES CONSULTANTS

P.O. Box 15, SHERWOOD Q. 4075

Phone: (07) 3278 4375 Fax: (07) 3716 0222

Web Site: [www.edg.net.au](http://www.edg.net.au) Email: [brisbane@edg.net.au](mailto:brisbane@edg.net.au)

C3358a - BRACKEN RIDGE TAVERN


C3358a-0002(G).xls

## ELECTRICAL EQUIPMENT SCHEDULE

REVISION G - 14 AUGUST 2025

THE LIGHT FITTING SUPPLIER CONTACT DETAILS MAY BE AVAILABLE ON THE EDG WEBSITE VIA THE FOLLOWING LINK  
[www.edg.net.au/Links/Lighting.htm](http://www.edg.net.au/Links/Lighting.htm)

TYPE	LAMPS	DESCRIPTION	COLOUR / ACCESSORY	CATALOGUE No	REV
S4	880LM /M 3000K 24V LED	LED STRIP LIGHT IN A SCREW FIXED EXTRUSION C/W OPAL DIFFUSER MOUNTED IN THE CENTRAL DISPLAY AS PER THE ARCHITECTURAL DETAIL. PROVIDE THE S4 STRIP WITH REMOTE DALI DIMMABLE POWER SUPPLIES AS REQUIRED LOCATE THE POWER SUPPLIES IN A CONCEALED ACCESSIBLE POSITION NOTED ON THE AS CONSTRUCTED DOCUMENTS.	NATURAL	MELEC ML-ALU-1407-2M - ML-VLCRI-14.4-WW	A
S5	880LM /M 3000K 24V LED	LED STRIP LIGHT IN A SCREW FIXED EXTRUSION C/W OPAL DIFFUSER MOUNTED IN THE CEILING PELMET AS PER THE ARCHITECTURAL DETAIL. PROVIDE THE S5 STRIP WITH REMOTE DALI DIMMABLE POWER SUPPLIES AS REQUIRED LOCATE THE POWER SUPPLIES IN A CONCEALED ACCESSIBLE POSITION NOTED ON THE AS CONSTRUCTED DOCUMENTS.	NATURAL	MELEC ML-ALU-1407-2M - ML-VLCRI-14.4-WW	A
S6	NO LONGER REQUIRED				F
S7	2.0W 3000K LED	RECESSED DOWNLIGHTS MOUNTED CENTERED ON THE HORIZONTAL STRAIGHT SECTION OF THE HANDRAIL C/W ASYMMETRICAL REFLECTOR AND REMOTE DALI DIMMABLE DRIVER / POWER SUPPLY	SILVER	KLIK SYSTEMS LEDPOD 40	G
E1	LED	EMERGENCY LIGHT: RECESSED NON-MAINTAINED EMERGENCY LIGHT. AS2293 CLASSIFICATION C0-D63 - C90-D63.	WHITE	CLEVERTRONICS LLIFE	A
E2	LED	EMERGENCY LIGHT: RECESSED NON-MAINTAINED EMERGENCY LIGHT MOUNTED IN A CUSTOM MDF SQUARE BOX TO DROP THE FITTING LEVEL WITH THE UNDERSIDE OF THE ADJACENT CEILING BATTENS. ENSURE THERE ARE NO VISIBLE FIXINGS IN THE MOUNTING BOX. PROVIDE A SHOP DRAWING OF THE MOUNTING BOX. AS2293 CLASSIFICATION C0-D63 - C90-D63.	WHITE	CLEVERTRONICS LLIFE	A
E3	LED	EMERGENCY LIGHT: SURFACE MOUNTED NON-MAINTAINED EMERGENCY LIGHT. AS2293 CLASSIFICATION C0-D63 - C90-D63.	BLACK	CLEVERTRONICS CLIFE-SM-BLK	D
EX	LED	EXIT LIGHT: MAINTAINED 24M VIEWING DISTANCE EXIT LIGHT C/W DIFFUSERS & DIRECTIONAL ARROWS AS SHOWN. AS2293 CLASSIFICATION C0-D1.25- C90-D2	WHITE	CLEVERTRONICS LUBPRO-SM	D



# ELECTRICAL DESIGN GROUP

ELECTRICAL BUILDING SERVICES CONSULTANTS

P.O. Box 15, SHERWOOD Q. 4075

Phone: (07) 3278 4375 Fax: (07) 3716 0222

Web Site: [www.edg.net.au](http://www.edg.net.au) Email: [brisbane@edg.net.au](mailto:brisbane@edg.net.au)

C3358a - BRACKEN RIDGE TAVERN

C3358a-0002(G).xls

## ELECTRICAL EQUIPMENT SCHEDULE


REVISION G - 14 AUGUST 2025

THE LIGHT FITTING SUPPLIER CONTACT DETAILS MAY BE AVAILABLE ON THE EDG WEBSITE VIA THE FOLLOWING LINK  
[www.edg.net.au/Links/Lighting.htm](http://www.edg.net.au/Links/Lighting.htm)

TYPE	LAMPS	DESCRIPTION	COLOUR / ACCESSORY	CATALOGUE No	REV
EMERGENCY PACK		LIGHT FITTINGS THAT ARE DESIGNATED AS BEING PROVIDED WITH AN EMERGENCY PACK ARE TO BE PROVIDED WITH AN INTEGRAL AS2293 EMERGENCY PACK. THE FITTINGS ARE TO BE NON MAINTAINED WITH ALL LAMPS SWITCHED AS PER THE LIGHTING CONTROL FOR THAT SPACE UNLESS NOTED OTHERWISE. REFER TO THE SPECIFICATION FOR FURTHER DETAILS OF THE CONFIGURATION AND SWITCHING OF EMERGENCY LIGHTS.			A
CHANNEL x		CONTROL CHANNEL WITH A NUMERICAL REFERENCE. REFER TO THE POWER AND LIGHTING CONTROL SCHEMATIC / SCHEDULE			C
FIRE INDICATOR PANEL (FIP)		REPLACE THE EXISTING FIP WITH A CURRENT VERSION OF THE AS1670.1 COMPLIANT WHITE FIRE INDICATOR PANEL.			A
SMOKE DETECTOR		AS1670.1 SURFACE MOUNTED SMOKE DETECTOR WHITE UNLESS NOTED A BK = BLACK			D
RECESSED FIRE ALARM SPEAKER		AS1670.1 RECESSED FIRE ALARM SPEAKER C/W WHITE GRILL			A
SURFACE MOUNTED FIRE ALARM SPEAKER		AS1670.1 SURFACE MOUNTED FIRE ALARM SPEAKER C/W BLACK GRILL AND HOUSING			D
THERMAL DETECTOR		SURFACE MOUNTED THERMAL DETECTOR TO AS1670.1.			A
FIRE ALARM SYSTEM INTERFACE		FIRE ALARM FAILSAFE INTERFACE TO UNLOCK THE DOOR UPON A FIRE ALARM			A
ONE-WAY LIGHT SWITCH		ONE-WAY LIGHT SWITCH C/W CIRCUIT IDENTIFICATION ON THE FACEPLATE BEHIND THE SURROUND MOUNTED AT 1000mm AFFL UNLESS NOTED OTHERWISE.	WHITE	CLIPSAL C2000 SERIES 30USM	A
TWO-WAY LIGHT SWITCH		TWO-WAY LIGHT SWITCH C/W CIRCUIT IDENTIFICATION ON THE FACEPLATE BEHIND THE SURROUND MOUNTED AT 1000mm AFFL UNLESS NOTED OTHERWISE.	WHITE	CLIPSAL C2000 SERIES 30USM	A
LIGHTING CONTROL SWITCH PANEL (SPx)		6-BUTTON PROGRAMMABLE SWITCH PANEL C/W CENTRAL LCD DISPLAY MOUNTED AT 1000mm AFFL UNLESS NOTED OTHERWISE.	ALUMINIUM	DYNALITE ANTUMBRA DISPLAY	A
SINGLE POWER OUTLET		SINGLE POWER OUTLET C/W CIRCUIT IDENTIFICATION ON THE FACEPLATE BEHIND THE SURROUND MOUNT AT 300mm AFFL U.N.O. RATING 10A U.N.O.	WHITE UNLESS NOTED AS BLACK (BK)	CLIPSAL C2000 SERIES	A
DOUBLE POWER OUTLET		DOUBLE POWER OUTLET C/W CIRCUIT IDENTIFICATION ON THE FACEPLATE BEHIND THE SURROUND MOUNT AT 300mm AFFL U.N.O. RATING 10A U.N.O.	WHITE UNLESS NOTED AS BLACK (BK)	CLIPSAL C2000 SERIES	A
SINGLE POWER OUTLET FOR THE AUTO DOOR (AD)		SINGLE 10 AMP POWER OUTLET C/W CIRCUIT IDENTIFICATION ON THE FACEPLATE BEHIND THE SURROUND MOUNTED WITHIN THE AUTO DOOR MULLION	WHITE	CLIPSAL C2000 SERIES	A

C3358a-0002(G).xls

Pages inc. any attach. 6 of 8



# ELECTRICAL DESIGN GROUP

ELECTRICAL BUILDING SERVICES CONSULTANTS

P.O. Box 15, SHERWOOD Q. 4075

Phone: (07) 3278 4375 Fax: (07) 3716 0222

Web Site: [www.edg.net.au](http://www.edg.net.au) Email: [brisbane@edg.net.au](mailto:brisbane@edg.net.au)

C3358a - BRACKEN RIDGE TAVERN

C3358a-0002(G).xls


## ELECTRICAL EQUIPMENT SCHEDULE

REVISION G - 14 AUGUST 2025

THE LIGHT FITTING SUPPLIER CONTACT DETAILS MAY BE AVAILABLE ON THE EDG WEBSITE VIA THE FOLLOWING LINK  
[www.edg.net.au/Links/Lighting.htm](http://www.edg.net.au/Links/Lighting.htm)

TYPE	LAMPS	DESCRIPTION	COLOUR / ACCESSORY	CATALOGUE No	REV
IP56 SINGLE POWER OUTLET		SINGLE POWER OUTLET IP56 MOUNT AT 300mm AFFL U.N.O. RATING 10A U.N.O.	GREY	CLIPSAL 56 SERIES	A
WEATHERPROOF POWER OUTLET (WP)		IP54 WEATHERPROOF SINGLE / DOUBLE POWER OUTLET AS NOTED ON DRAWING C/W COVER FLAP OVER SOCKET. MOUNT AT MINIMUM 1100mm AFFL U.N.O. RATING 10A U.N.O.	-	CLIPSAL WSCF227F	A
20A WEATHERPROOF POWER OUTLET (WP 20A)		IP66 WEATHERPROOF 20A SINGLE POWER OUTLET. MOUNT AT MINIMUM 1100mm AFFL U.N.O. RATING 20A U.N.O.	-	CLIPSAL WSF226/20	A
SPECIAL PURPOSE OUTLET		SPECIAL PURPOSE OUTLET TYPE AS NOTED. MOUNT AT 1350mm AFFL U.N.O. RATING 20A U.N.O. CONNECT TO EQUIPMENT VIA FLEXIBLE CONDUIT.			A
SINGLE-PHASE ISOLATOR		SINGLE-PHASE WEATHERPROOF ISOLATOR. MOUNT AT 1350mm AFFL U.N.O. RATING 20A U.N.O. CONNECT TO EQUIPMENT VIA FLEXIBLE CONDUIT.	-	CLIPSAL WHT20	A
THREE-PHASE ISOLATOR		THREE-PHASE WEATHERPROOF ISOLATOR. MOUNT AT 1350mm AFFL U.N.O. RATING 20A U.N.O. CONNECT TO EQUIPMENT VIA FLEXIBLE CONDUIT.	-	CLIPSAL WHT35	A
SIGN CONNECTION		COORDINATE THE LOCATION AND CONNECTION WITH THE SIGN CONTRACTOR ENSURING THE GPO / ISOLATORS ARE PROVIDED WITH APPROPRIATE WEATHER PROTECTION AND ARE CONCEALED FROM VIEW.			C
DB-A		EXISTING DISTRIBUTION BOARD DB-A REMOVE ALL SWITCHGEAR MADE REDUNDANT BY THE WORKS AND UPDATE THE CIRCUIT SCHEDULE AT PRACTICAL COMPLETION.			A
DB-B		NEW DISTRIBUTION BOARD DB-B AS PER THE DB-B SCHEDULE AND THE NOTES. PROVIDE A SHOP DRAWING OF DB-B FOR APPROVAL.			A
DB-C		EXISTING DISTRIBUTION BOARD DB-C REMOVE ALL SWITCHGEAR MADE REDUNDANT BY THE WORKS AND UPDATE THE CIRCUIT SCHEDULE AT PRACTICAL COMPLETION.			A
DB-G		EXISTING DISTRIBUTION BOARD DB-G TO BE UPGRADED AS NECESSARY TO ACCOMMODATE THE NEW CIRCUITS. IT IS ACCEPTABLE TO UTILISE THE EXISTING SWITCHGEAR IF IT IS IN APPROPRIATE CONDITION, HAS THE REQUIRED RATING AND CONTROL FUNCTIONS. REMOVE ALL SWITCHGEAR MADE REDUNDANT BY THE WORKS AND UPDATE THE CIRCUIT SCHEDULE AT PRACTICAL COMPLETION.			A
DB-F		NEW DISTRIBUTION BOARD DB-F AS PER THE DB-F SCHEDULE AND THE NOTES. PROVIDE A SHOP DRAWING OF DB-F FOR APPROVAL.			A
DB-J		EXISTING DISTRIBUTION BOARD DB-J REMOVE ALL SWITCHGEAR MADE REDUNDANT BY THE WORKS AND UPDATE THE CIRCUIT SCHEDULE AT PRACTICAL COMPLETION.			A
DB-K		EXISTING DISTRIBUTION BOARD DB-K TO BE REMOVED. ANY EXISTING CIRCUITS THAT REMAIN ARE TO BE RESUPPLIED FROM DB-F.			B





# ELECTRICAL DESIGN GROUP

ELECTRICAL BUILDING SERVICES CONSULTANTS

P.O. Box 15, SHERWOOD Q. 4075

Phone: (07) 3278 4375 Fax: (07) 3716 0222

Web Site: [www.edg.net.au](http://www.edg.net.au) Email: [brisbane@edg.net.au](mailto:brisbane@edg.net.au)

C3358a - BRACKEN RIDGE TAVERN


C3358a-0002(G).xls

## ELECTRICAL EQUIPMENT SCHEDULE

REVISION G - 14 AUGUST 2025

THE LIGHT FITTING SUPPLIER CONTACT DETAILS MAY BE AVAILABLE ON THE EDG WEBSITE VIA THE FOLLOWING LINK  
[www.edg.net.au/Links/Lighting.htm](http://www.edg.net.au/Links/Lighting.htm)

TYPE	LAMPS	DESCRIPTION	COLOUR / ACCESSORY	CATALOGUE No	REV
DB-1		EXISTING DISTRIBUTION BOARD DB-1 TO BE UPGRADED AS NECESSARY TO ACCOMMODATE THE NEW CIRCUITS. IT IS ACCEPTABLE TO UTILISE THE EXISTING SWITCHGEAR IF IT IS IN APPROPRIATE CONDITION, HAS THE REQUIRED RATING AND CONTROL FUNCTIONS. REMOVE ALL SWITCHGEAR MADE REDUNDANT BY THE WORKS AND UPDATE THE CIRCUIT SCHEDULE AT PRACTICAL COMPLETION.			A
MSB		MAIN SWITCHBOARD REFER TO THE NOTES FOR WORKS ASSOCIATED WITH THE NEW SUPPLIES TO DB-B AND DB-F			B
COMMUNICATIONS RACK (CR-A)		EXISTING COMMUNICATIONS RACK TO BE UPGRADED AS NECESSARY. UPDATE THE PORT LABELS AT PRACTICAL COMPLETION			A
SECURITY EQUIPMENT		EXISTING SECURITY PANEL			A
COMMUNICATIONS OUTLET		RJ45 CAT-6 COMMUNICATIONS OUTLET, CABLED BACK TO CAT 6 PATCH PANELS IN THE COMMUNICATIONS RACK CR VIA 4-PAIR CAT-6 UTP CABLE. MOUNT UP TO 3 RJ45 OUTLETS PER MULTI-GANG FACEPLATE WITH SEPARATE PERMANENT LABELLING FOR EACH OUTLET. MOUNT AT 300 AFFL. UNLESS NOTED OTHERWISE	WHITE UNLESS NOTED AS BLACK (BK)	CLIPSAL "C2000 SERIES"	A
CAT 6 GAMING OUTLET		RJ45 CAT-6 COMMUNICATIONS OUTLET, CABLED BACK TO CAT 6 DEDICATED GAMING PATCH PANELS IN THE GAMING RACK VIA 4-PAIR CAT-6 UTP CABLE. MOUNT UP TO 3 RJ45 OUTLETS PER MULTI-GANG FACEPLATE WITH SEPARATE PERMANENT LABELLING FOR EACH OUTLET. MOUNT AT 300 AFFL. UNLESS NOTED OTHERWISE	WHITE UNLESS NOTED AS BLACK (BK)	CLIPSAL "2000 SERIES" KRONE JACK C/W SHUTTER	A
GAMING FIBRE (GF)		INSTALL DUPLEX FIBRE OPTIC CABLE BETWEEN THE POKER MACHINE BASES AND FROM THE POKER MACHINE BASES BACK TO THE GAMING RACK AS INDICATED. THE DUPLEX FIBRE OPTIC CABLE WILL BE SUPPLIED AND TERMINATED BY OTHERS.			A



# ELECTRICAL DESIGN GROUP

ELECTRICAL BUILDING SERVICES CONSULTANTS

P.O. Box 15, SHERWOOD Q. 4075

Phone: (07) 3278 4375 Fax: (07) 3716 0222

Web Site: www.edg.net.au Email: brisbane@edg.net.au


C3358a - BRACKEN RIDGE TAVERN

C3358a-0004(D).xls

LIGHTING CONTROL SCHEDULE

REVISION D - 14 AUGUST 2025

MISCELLANEOUS EQUIPMENT				REV	
ITEM	DESCRIPTION			A	
SP1	AS DETAILED IN THE EQUIPMENT SCHEDULE 6-BUTTON PROGRAMMABLE SWITCH PANEL C/W CENTRAL LCD DISPLAY DYNALITE ANTUMBRA DISPLAY ALUMINIUM			A	
SP2	AS DETAILED IN THE EQUIPMENT SCHEDULE 6-BUTTON PROGRAMMABLE SWITCH PANEL C/W CENTRAL LCD DISPLAY DYNALITE ANTUMBRA DISPLAY ALUMINIUM			A	
SP3	AS DETAILED IN THE EQUIPMENT SCHEDULE 6-BUTTON PROGRAMMABLE SWITCH PANEL C/W CENTRAL LCD DISPLAY DYNALITE ANTUMBRA DISPLAY ALUMINIUM			A	
SP4	AS DETAILED IN THE EQUIPMENT SCHEDULE 6-BUTTON PROGRAMMABLE SWITCH PANEL C/W CENTRAL LCD DISPLAY DYNALITE ANTUMBRA DISPLAY ALUMINIUM			A	
PE CELL	PROGRAMMABLE PE CELL DUS 90CS CONFIRM THE LOCATION ON SITE WITH THE ARCHITECT			A	
TIME CLOCK	PROGRAMMABLE TIME CLOCK ENVISION GATEWAY PDEG C/W INTERNET ACCESS LOCATE DB-B			A	
CONTROL MODULE 1				A	
TYPE:		DYNALITE DDMC802		A	
DESCRIPTION		8CH MODULAR CONTROLLER		A	
LOCATION		DIN RAIL MOUNTED WITHIN A NEW WALL MOUNTED ENCLOSURE ADJACENT DB-1		A	
BUS:		A		A	
CHANNEL	CONTROL	DESCRIPTION		A	
		LOCATION	CIRCUIT	USE	A
1-1	DGTM202		DB-1 -L1	WL2 WL3	A
1-2				WL1	A
1-3	DGRM204			WL2	A
1-4					A
1-5					A
1-6					A
1-7					A
1-8					A



# ELECTRICAL DESIGN GROUP

ELECTRICAL BUILDING SERVICES CONSULTANTS

P.O. Box 15, SHERWOOD Q. 4075

Phone: (07) 3278 4375 Fax: (07) 3716 0222

Web Site: www.edg.net.au Email: brisbane@edg.net.au


C3358a - BRACKEN RIDGE TAVERN

C3358a-0004(D).xls

LIGHTING CONTROL SCHEDULE

REVISION D - 14 AUGUST 2025

CONTROL MODULE 2					A
TYPE:		DYNALITE DDRC1220FR-GL			A
DESCRIPTION		12CH 20 A FEEDTHROUGH RELAY CONTROLLER			A
LOCATION		DIN RAIL MOUNTED WITHIN A NEW WALL MOUNTED ENCLOSURE ADJACENT DB-1			A
BUS:		A			A
CHANNEL	CONTROL	DESCRIPTION			A
		LOCATION	CIRCUIT	USE	A
1-9					A
1-10	SWITCHED	EXTERNAL	DB-1 - L2	SIGN	A
1-11					A
1-12					A
1-13					A
1-14					A
1-15					A
1-16					A
1-17					A
1-18					A
1-19					A
1-20					A
CONTROL MODULE 3					A
TYPE:		DYNALITE DDBC1200			A
DESCRIPTION		12CH BOARD CAST DALI CONTROLLER			A
LOCATION		DIN RAIL MOUNTED WITHIN A NEW WALL MOUNTED ENCLOSURE ADJACENT DB-1			A
BUS:		A			A
CHANNEL	CONTROL	DESCRIPTION			A
		LOCATION	CIRCUITS	USE	A
1-21	DALI DIM				A
1-22	DALI DIM		DB-1 - L3	S7	A
1-23	DALI DIM		DB-1 - L3	UP1	A
1-24	DALI DIM		DB-1 - L3	SDL4	A
1-25	DALI DIM				A
1-26	DALI DIM				A
1-27	DALI DIM		DB-1 - L5	SDL4	A
1-28	DALI DIM		DB-1 - L5	RDL1	A
1-29	DALI DIM		DB-1 - L5	RDL1	A
1-30	DALI DIM		DB-1 - L5	RDL4	A
1-31					A
1-32					A



# ELECTRICAL DESIGN GROUP

ELECTRICAL BUILDING SERVICES CONSULTANTS

P.O. Box 15, SHERWOOD Q. 4075

Phone: (07) 3278 4375 Fax: (07) 3716 0222

Web Site: www.edg.net.au Email: brisbane@edg.net.au


C3358a - BRACKEN RIDGE TAVERN

C3358a-0004(D).xls

LIGHTING CONTROL SCHEDULE

REVISION D - 14 AUGUST 2025

CONTROL MODULE 4					A
TYPE:		DYNALITE DDBC1200			A
DESCRIPTION		12CH BOARD CAST DALI CONTROLLER			A
LOCATION		DIN RAIL MOUNTED WITHIN A NEW WALL MOUNTED ENCLOSURE ADJACENT DB-1			A
BUS:		A			A
CHANNEL	CONTROL	DESCRIPTION			A
		LOCATION	CIRCUITS	USE	A
1-33	DALI DIM		DB-1 - L4	SDL7	A
1-34	DALI DIM		DB-1 - L4	SDL7	A
1-35	DALI DIM		DB-1 - L4	RDL4	A
1-36	DALI DIM		DB-1 - L4	S1	A
1-37	DALI DIM		DB-1 - L4	S2	A
1-38					A
1-39					A
1-40					A
1-41					A
1-42					A
1-43					A
1-44					A
1-45					
CONTROL MODULE 5					A
TYPE:		DYNALITE DDMC802			A
DESCRIPTION		8CH MODULAR CONTROLLER			A
LOCATION		DIN RAIL MOUNTED WITHIN A NEW WALL MOUNTED ENCLOSURE ADJACENT DB-C			A
BUS:		A			A
CHANNEL	CONTROL	DESCRIPTION			A
		LOCATION	CIRCUIT	USE	A
C-1	DGBM200		DB-C -L1		B
C-2					B
C-3				RDL4	A
C-4				S5	A
C-5	DGBM200			UP1	A
C-6				PL1	B
C-7					A
C-8					A
CONTROL MODULE 6					A
TYPE:		DYNALITE DDMC802			A
DESCRIPTION		8CH MODULAR CONTROLLER			A
LOCATION		DIN RAIL MOUNTED WITHIN DB-B			A
BUS:		A			A
CHANNEL	CONTROL	DESCRIPTION			A
		LOCATION	CIRCUIT	USE	A
B1	DGTM202		DB-B -L1	WL1	A
B2				WL1	A
B3	DGTM202			WL3	A
B4				LP1	A
B5	DGTM202			WL1 WL2	A
B6				WL2	A
B7					A
B8					A



# ELECTRICAL DESIGN GROUP

ELECTRICAL BUILDING SERVICES CONSULTANTS

P.O. Box 15, SHERWOOD Q. 4075

Phone: (07) 3278 4375 Fax: (07) 3716 0222

Web Site: www.edg.net.au Email: brisbane@edg.net.au


C3358a - BRACKEN RIDGE TAVERN

C3358a-0004(D).xls

LIGHTING CONTROL SCHEDULE

REVISION D - 14 AUGUST 2025

CONTROL MODULE 7					A
TYPE:		DYNALITE DDMC802			A
DESCRIPTION		8CH MODULAR CONTROLLER			A
LOCATION		DIN RAIL MOUNTED WITHIN DB-B			A
BUS:		A			A
CHANNEL	CONTROL	DESCRIPTION			A
		LOCATION	CIRCUIT	USE	A
B9	DGTM202		DB-B -L2	WL2	A
B10				WL2	A
B11	DGTM202			WL3	A
B12				WL1	A
B13					A
B14					A
B15					A
B16					A
CONTROL MODULE 8					A
TYPE:		DYNALITE DDRC1220FR-GL			A
DESCRIPTION		12CH 20 A FEEDTHROUGH RELAY CONTROLLER			A
LOCATION		DIN RAIL MOUNTED WITHIN DB-B			A
BUS:		A			A
CHANNEL	CONTROL	DESCRIPTION			A
		LOCATION	CIRCUIT	USE	A
B17	SWITCHED	EXTERNAL	DB-B - L3	SIGN	A
B18	SWITCHED	EXTERNAL	DB-B - L3	SIGN	A
B19	SWITCHED	EXTERNAL	DB-B - L4	SIGN	A
B20	SWITCHED	EXTERNAL	DB-B - L4	SIGN	A
B21					A
B22					A
B23					A
B24					A
B25					A
B26					A
B27					A
B28					A




C3358a - BRACKEN RIDGE TAVERN

C3358a-0004(D).xls

LIGHTING CONTROL SCHEDULE

REVISION D - 14 AUGUST 2025

<b>CONTROL MODULE 9</b>					A
TYPE:	DYNALITE DDBC1200				A
DESCRIPTION	12CH BOARD CAST DALI CONTROLLER				A
LOCATION	DIN RAIL MOUNTED WITHIN DB-B				A
BUS:	A				A
CHANNEL	CONTROL	DESCRIPTION			A
		LOCATION	CIRCUITS	USE	A
B29	DALI DIM		DB-B - L5	UP1	A
B30	DALI DIM		DB-B - L5	UP1	A
B31	DALI DIM		DB-B - L6	S7	A
B32	DALI DIM		DB-B - L6	S7	A
B33	DALI DIM		DB-B - L7	UP1	A
B34					A
B35					A
B36					A
B37					A
B38					A
B39					A
B40					A
<b>CONTROL MODULE 10</b>					A
TYPE:	DYNALITE DDBC1200				A
DESCRIPTION	12CH BOARD CAST DALI CONTROLLER				A
LOCATION	DIN RAIL MOUNTED WITHIN DB-B				A
BUS:	A				A
CHANNEL	CONTROL	DESCRIPTION			A
		LOCATION	CIRCUITS	USE	A
B41	DALI DIM		DB-B - L8	SDL2	A
B42	DALI DIM		DB-B - L8	CAT	A
B43	DALI DIM		DB-B - L8	SDL6	A
B44	DALI DIM		DB-B - L8	RDL2	A
B45	DALI DIM		DB-B - L9	CAT	A
B46	DALI DIM		DB-B - L9	RDL2	A
B47	DALI DIM		DB-B - L9	TRK1	B
B48	DALI DIM		DB-B - L9	PL2	B
B49	DALI DIM		DB-B - L10	RDL1	C
B50	DALI DIM		DB-B - L10	RDL1	A
B51	DALI DIM		DB-B - L10	RDL1	A
B52	DALI DIM		DB-B - L9	SDL1	A
B53	DALI DIM	SPORTS BAR	DB-B - L11	RDL1	



# ELECTRICAL DESIGN GROUP

ELECTRICAL BUILDING SERVICES CONSULTANTS

P.O. Box 15, SHERWOOD Q. 4075

Phone: (07) 3278 4375 Fax: (07) 3716 0222

Web Site: www.edg.net.au Email: brisbane@edg.net.au

C3358a - BRACKEN RIDGE TAVERN

C3358a-0004(D).xls

LIGHTING CONTROL SCHEDULE

REVISION D - 14 AUGUST 2025

CONTROL MODULE 11					A
TYPE:		DYNALITE DDBC1200			A
DESCRIPTION		12CH BOARD CAST DALI CONTROLLER			A
LOCATION		DIN RAIL MOUNTED WITHIN DB-B			A
BUS:		A			A
CHANNEL	CONTROL	DESCRIPTION			A
		LOCATION	CIRCUITS	USE	A
B54	DALI DIM		DB-B - L11	TRK1	B
B55	DALI DIM		DB-B - L12	S3 S4	A
B56	DALI DIM		DB-B - L12	SDL8	D
B57	DALI DIM		DB-B - L12	SDL8	C
B58	DALI DIM		DB-B - L12	TRK1	B
B59	DALI DIM		DB-B - L13	RDL2	A
B60	DALI DIM		DB-B - L13	CAT	A
B61	DALI DIM		DB-B - L13	CAT	A
B62	DALI DIM		DB-B - L13	RDL3	A
B63	DALI DIM		DB-B - L13	RDL2	A
B64	DALI DIM		DB-B - L9	SDL9 SDL9	C
B65					A
B66					A
CONTROL MODULE 12					A
TYPE:		DYNALITE DDMC802			A
DESCRIPTION		8CH MODULAR CONTROLLER			A
LOCATION		DIN RAIL MOUNTED WITHIN A NEW WALL MOUNTED ENCLOSURE ADJACENT DB-G			A
BUS:		A			A
CHANNEL	CONTROL	DESCRIPTION			A
		LOCATION	CIRCUIT	USE	A
G1	DGBM200		DB-G -L1	SDL3	A
G2				S1	A
G3				S2	A
G4					A
G5					A
G6					A
G7					A
G8					A



# ELECTRICAL DESIGN GROUP

ELECTRICAL BUILDING SERVICES CONSULTANTS

P.O. Box 15, SHERWOOD Q. 4075

Phone: (07) 3278 4375

Website: [www.edg.net.au](http://www.edg.net.au) Email: [brisbane@edg.net.au](mailto:brisbane@edg.net.au)

C3358a - BRACKEN RIDGE TAVERN

C3358a-0005(C).xls

DISTRIBUTION BOARD DB-1

REVISION C - 04 AUGUST 2025

UPGRADE THE EXISTING DISTRIBUTION BOARD AS REQUIRED TO ACCOMMODATE THE FOLLOWING CIRCUITS. REMOVE ALL EXISTING SWITCHGEAR MADE REDUNDANT BY THE WORKS. UPDATE THE SWITCHBOARD LABELS AND SCHEDULE AT PRACTICAL COMPLETION							A
CIRC	PH	CIRCUIT BREAKER (amps)	CONTROL EQUIPMENT	CABLE SIZE ( mm <sup>2</sup> )	LOCATION	CIRCUIT USE	
P1	1	20	RCBO	2.5		AUTO DOOR	B
P2	1	20	RCBO	2.5		TV	B
P3	1	20	RCBO	2.5		LOYALTY MACHINE	B
P4	1	20	RCBO	2.5	BAR	TV	B
P5	1	20	RCBO	2.5	BAR	REF	B
P6	1	20	RCBO	2.5	BAR	GLASS CHILLER	B
P7	1	20	RCBO	2.5	BAR	GPO	B
P8	1	20	RCBO	2.5	BAR	COCKTAILS	B
P9	1	20	RCBO	2.5	BAR	POS	B
P10	1	20	RCBO	2.5	BAR	GLASS CHILLER	B
P11	1	20	RCBO	2.5	BOH	GPO	B
P12	1	20	RCBO	2.5	SPORTS BAR	PROJECTOR	C
P13							B
P14							B
P15							B
P16							B
P17							B
L1	1	20	RCBO	2.5		LIGHTS	A
L2	1	20	RCBO	2.5		LIGHTS	A
L3	1	20	RCBO	2.5		LIGHTS	A
L4	1	20	RCBO	2.5		LIGHTS	A
L5	1	20	RCBO	2.5		LIGHTS	A
L6							B
L7							B
L8							B
L9							B
L10							B





# ELECTRICAL DESIGN GROUP

ELECTRICAL BUILDING SERVICES CONSULTANTS

P.O. Box 15, SHERWOOD Q. 4075

Phone: (07) 3278 4375

Website: www.edg.net.au Email: brisbane@edg.net.au

C3358a - BRACKEN RIDGE TAVERN

C3358a-0006(D).xls

DISTRIBUTION BOARD DB-B (GROUND SOUTH)

REVISION D - 11 JULY 2025

FAULT CURRENT: 6KA USING CASCADING							MAIN SWITCH: 250A NON AUTO LOAD BREAK	REV
CHASSIS SIZE: 2 X 60 POLES							SUPPLIED FROM: MSB	A
CHASSIS RATING: 250A							SUPPLY CABLE: 4C70	A
PHASES: 3								A
PROVIDE THE DB WITH A FULL WIDTH EMPTY DIN RAIL TO ACCOMMODATE FUTURE CONTACTORS AND CONTROLS IN ADDITION TO THE INITIAL PHILIPS DYNALITE CONTROLS .								A
CIRC	PH	CIRCUIT BREAKER (amps)	CONTROL EQUIPMENT	CABLE SIZE ( mm <sup>2</sup> )	LOCATION	CIRCUIT USE		
P1	1	20	RCBO	2.5		CLEANING	B	
P2	1	20	RCBO	2.5		STAGE	B	
P3	1	20	RCBO	2.5		STAGE	B	
P4	1	20	RCBO	2.5		STAGE	B	
P5	1	20	RCBO	2.5		CLEANING	B	
P6	1	20	RCBO	2.5		TV	B	
P7	1	20	RCBO	2.5		AUTO DOOR	B	
P8	1	20	RCBO	2.5		MEET & GREET	B	
P9	1	20	RCBO	2.5		CLEANING	B	
P10	1	20	RCBO	2.5		KENO	B	
P11	1	20	RCBO	2.5		TV	B	
P12	1	20	RCBO	2.5		WAIT STATION	B	
P13	1	20	RCBO	2.5		STAGE	B	
P14	1	20	RCBO	2.5		STAGE	B	
P15	1	20	RCBO	2.5		STAGE	B	
P16	1	20	RCBO	2.5	BAR	BUMP SCREEN	D	
P17	1	20	RCBO	2.5	BAR	BUMP SCREEN	D	
P18	1	20	RCBO	2.5	BAR	GPO	B	
P19	1	20	RCBO	2.5	BAR	DISPLAY	B	
P20	1	20	RCBO	2.5	BAR	REF	B	
P21	1	20	RCBO	2.5	BAR	POS	B	
P22	1	20	RCBO	2.5	BAR	COFFEE	B	
P23	1	20	RCBO	2.5	BAR	TV	B	
P24	1	20	RCBO	2.5	BAR	REF	B	
P25	1	40	RCBO	6.0	BAR	40A HWS	D	
P26	1	20	RCBO	2.5	BAR	REF	B	
P27	1	20	RCBO	2.5	BAR	REF	B	
P28	1	20	RCBO	2.5	BAR	REF	B	
P29	1	20	RCBO	2.5	BAR	POS	B	
P30	1	40	RCBO	6.0	BAR	40A HWS	D	
P31	3	20	RCBO	2.5	BAR	WASH	D	
P32	1	40	RCBO	6.0	BAR	40A HWS	D	
P33							D	

**C3358a - BRACKEN RIDGE TAVERN**

**C3358a-0006(D).xls**

### DISTRIBUTION BOARD DB-B (GROUND SOUTH)

REVISION D - 11 JULY 2025

[illegible]



# ELECTRICAL DESIGN GROUP

ELECTRICAL BUILDING SERVICES CONSULTANTS

P.O. Box 15, SHERWOOD Q. 4075

Phone: (07) 3278 4375

Website: [www.edg.net.au](http://www.edg.net.au) Email: [brisbane@edg.net.au](mailto:brisbane@edg.net.au)


C3358a - BRACKEN RIDGE TAVERN

C3358a-0007(D).xls

DISTRIBUTION BOARD DB-C

REVISION D - 04 AUGUST 2025

UPGRADE THE EXISTING DISTRIBUTION BOARD AS REQUIRED TO ACCOMMODATE THE FOLLOWING CIRCUITS. REMOVE ALL EXISTING SWITCHGEAR MADE REDUNDANT BY THE WORKS. UPDATE THE SWITCHBOARD LABELS AND SCHEDULE AT PRACTICAL COMPLETION							A
CIRC	PH	CIRCUIT BREAKER (amps)	CONTROL EQUIPMENT	CABLE SIZE ( mm <sup>2</sup> )	LOCATION	CIRCUIT USE	
P1	1	20	RCBO	2.5	FUNCTION ROOM	TV	A
P2	1	20	RCBO	2.5	FUNCTION ROOM	CLEANING	A
P3	1	20	RCBO	2.5	KITCHEN	GLASS WASHER	C
P4	1	20	RCBO	2.5	KITCHEN	GLASS WASHER	C
P5	3	32	RCBO	6.0	KITCHEN	16.7KW DW	A
P6	1	20	RCBO	2.5	KITCHEN	GLASS WASHER	C
P7	1	20	RCBO	2.5	KITCHEN	GLASS WASHER	C
P8	1	20	RCBO	2.5	ENTRY	KIOSK	D
P9							B
P10							B
P11							B
P12							B
P13							B
P14							B
P15							B
P16							B
P17							B
L1	1	20	RCBO	2.5	FUNCTION ROOM	LIGHTS	A
L2	1	20	RCBO	2.5	FUNCTION ROOM	LIGHTS	A
L3							B
L4							B
L5							B
L6							B
L7							B
L8							B
L9							B
L10							B



# ELECTRICAL DESIGN GROUP

ELECTRICAL BUILDING SERVICES CONSULTANTS

P.O. Box 15, SHERWOOD Q. 4075

Phone: (07) 3278 4375

Website: www.edg.net.au Email: brisbane@edg.net.au

C3358a - BRACKEN RIDGE TAVERN

C3358a-0008(E).xls

DISTRIBUTION BOARD DB-F

REVISION E - 06 AUGUST 2025

							REV	
FAULT CURRENT:		6KA USING CASCADING			MAIN SWITCH:		250A NON AUTO LOAD BREAK	A
CHASSIS SIZE:		72 POLES			SUPPLIED FROM:		MSB	D
CHASSIS RATING:		250A			SUPPLY CABLE:		1C 95	B
PHASES:		3						A
PROVIDE THE DB WITH A FULL WIDTH EMPTY DIN RAIL TO ACCOMMODATE FUTURE CONTACTORS AND CONTROLS IN ADDITION TO THE INITIAL PHILIPS DYNALITE CONTROLS .								A
CIRC	PH	CIRCUIT BREAKER (amps)	CONTROL EQUIPMENT	CABLE SIZE ( mm <sup>2</sup> )	LOCATION	CIRCUIT USE		
P1	1	20	RCBO	2.5		OFFICE	B	
P2	1	20	RCBO	2.5		CLEANING	B	
P3	1	20	RCBO	2.5		PRINTER	B	
P4	1	20	RCBO	2.5		OFFICE	B	
P5	1	20	RCBO	2.5		TV	B	
P6							E	
P7	1	20	RCBO	2.5	STAFF	WM	B	
P8	1	20	RCBO	2.5	KITCHEN	REF	B	
P9	1	20	RCBO	2.5	KITCHEN	HOTBOX	B	
P10	1	20	RCBO	2.5	KITCHEN	REF	B	
P11	1	20	RCBO	2.5	KITCHEN	HEAT LAMPS	B	
P12	1	20	RCBO	2.5	KITCHEN	HEAT LAMPS	B	
P13	1	20	MCB	6.0	KITCHEN	GPO	B	
P14	1	20	RCBO	2.5	KITCHEN	HEAT LAMPS	B	
P15	1	20	RCBO	2.5	KITCHEN	HEAT LAMPS	B	
P16	1	20	RCBO	2.5	KITCHEN	HEAT LAMPS	B	
P17	1	20	RCBO	2.5	KITCHEN	HEAT LAMPS	B	
P18	1	20	RCBO	2.5	KITCHEN	MW	B	
P19	1	20	MCB	6.0	KITCHEN	REF	B	
P20	1	20	MCB	6.0	KITCHEN	HEAT LAMPS	B	
P21	1	20	RCBO	2.5	KITCHEN	REF	B	
P22	1	20	RCBO	2.5	KITCHEN	SLICER	B	
P23	1	20	RCBO	2.5	KITCHEN	REF	B	
P24	1	20	RCBO	2.5	KITCHEN	REF	B	
P25	1	20	RCBO	2.5	KITCHEN	PIZZA	B	
P26	1	20	RCBO	2.5	KITCHEN	PRINTER	C	
P27	1	20	RCBO	2.5	KITCHEN	GPO	B	
P28	1	20	RCBO	2.5	KITCHEN	GPO	C	
P29	1	20	RCBO	2.5	KITCHEN	GAS CONTROL	B	
P30	3	20	RCBO	2.5	KITCHEN	MIXER	B	
P31	3	32	RCBO	6.0	KITCHEN	18.9KW COMBI	B	
P32	1	20	RCBO	2.5	KITCHEN	GAS STARTER	B	
P33	1	20	RCBO	2.5	KITCHEN	GAS STARTER	B	
P34	3	32	RCBO	6.0	KITCHEN	18.9KW COMBI	B	
P35	1	20	RCBO	2.5	KITCHEN	COOLROOM	B	
P36	1	20	RCBO	2.5	KITCHEN	COOLROOM	B	
P37	1	32	RCBO	6.0	KITCHEN	6KW OVEN	B	
P38	1	32	RCBO	6.0	KITCHEN	6KW OVEN	B	
P39	1	20	RCBO	2.5	ROOF	COMPRESSOR	B	
P40	1	20	RCBO	2.5	ROOF	COMPRESSOR	B	
P41	1	20	RCBO	2.5	KITCHEN	BAIN MARIE	B	
P42	1	20	RCBO	2.5	KITCHEN	GPO	C	
P43	1	20	RCBO	2.5	KITCHEN	PRINTER	C	
P44	1	20	RCBO	2.5	KITCHEN	BAIN MARIE	C	
P45	1	20	RCBO	2.5	KITCHEN	BLAST CHILLER	C	
P46	1	20	RCBO	2.5	KIDS	GAMES	D	



# ELECTRICAL DESIGN GROUP

ELECTRICAL BUILDING SERVICES CONSULTANTS

P.O. Box 15, SHERWOOD Q. 4075

Phone: (07) 3278 4375

Website: [www.edg.net.au](http://www.edg.net.au) Email: [brisbane@edg.net.au](mailto:brisbane@edg.net.au)


C3358a - BRACKEN RIDGE TAVERN

C3358a-0008(E).xls

DISTRIBUTION BOARD DB-F

REVISION E - 06 AUGUST 2025

FAULT CURRENT: 6KA USING CASCADING  CHASSIS SIZE: 72 POLES  CHASSIS RATING: 250A  PHASES: 3  MAIN SWITCH: 250A NON AUTO LOAD BREAK  SUPPLIED FROM: MSB  SUPPLY CABLE: 1C 95							REV
							A
							D
							B
							A
PROVIDE THE DB WITH A FULL WIDTH EMPTY DIN RAIL TO ACCOMMODATE FUTURE CONTACTORS AND CONTROLS IN ADDITION TO THE INITIAL PHILIPS DYNALITE CONTROLS .							A
CIRC	PH	CIRCUIT BREAKER (amps)	CONTROL EQUIPMENT	CABLE SIZE ( mm <sup>2</sup> )	LOCATION	CIRCUIT USE	
L1	1	20	RCBO	2.5	BOH	LIGHTS	B
L2							B
L3							B
L4							B
L5							B
L6							B
L7							B
L8							B
L9							B
L10							B
L11							B
L12							B
L13							B
L14							B



# ELECTRICAL DESIGN GROUP

ELECTRICAL BUILDING SERVICES CONSULTANTS

P.O. Box 15, SHERWOOD Q. 4075

Phone: (07) 3278 4375

Website: [www.edg.net.au](http://www.edg.net.au) Email: [brisbane@edg.net.au](mailto:brisbane@edg.net.au)

C3358a - BRACKEN RIDGE TAVERN

C3358a-0009(D).xls

DISTRIBUTION BOARD DB-G

REVISION D - 04 AUGUST 2025

							REV
UPGRADE THE EXISTING DISTRIBUTION BOARD AS REQUIRED TO ACCOMMODATE THE FOLLOWING CIRCUITS. REMOVE ALL EXISTING SWITCHGEAR MADE REDUNDANT BY THE WORKS. UPDATE THE SWITCHBOARD LABELS AND SCHEDULE AT PRACTICAL COMPLETION							A
CIRC	PH	CIRCUIT BREAKER (amps)	CONTROL EQUIPMENT	CABLE SIZE ( mm <sup>2</sup> )	LOCATION	CIRCUIT USE	
P1	1	20	RCBO	2.5	GAMING	CLEANING	B
P2	1	20	RCBO	2.5	GAMING	MODEM	B
P3	1	20	RCBO	2.5	GAMING	TV	B
P4	1	20	RCBO	2.5	GAMING	LOYALTY	B
P5	1	20	RCBO	2.5	GAMING	GAMING	A
P6	1	20	RCBO	2.5	GAMING	GAMING	A
P7	1	20	RCBO	2.5	GAMING	GAMING	A
P8	1	20	RCBO	2.5	GAMING	GAMING	A
P9	1	20	RCBO	2.5	GAMING	GAMING	A
P10	1	20	RCBO	2.5	GAMING	GAMING	A
P11	1	20	RCBO	2.5	GAMING	GAMING	A
P12	1	20	RCBO	2.5	GAMING	GAMING	A
P13	1	20	RCBO	2.5	GAMING	GAMING	A
P14	1	20	RCBO	2.5	GAMING	GAMING	A
P15	1	20	RCBO	2.5	GAMING	GAMING	A
P16	1	20	RCBO	2.5	GAMING	SIGN	B
P17	1	20	RCBO	2.5	GAMING	SIGN	B
P18	1	20	RCBO	2.5	GAMING	SIGN	B
P19	1	20	RCBO	2.5	GAMING	CHARGERS	C
P20	1	20	RCBO	2.5	GAMING	CHARGERS	C
P21	1	20	RCBO	2.5	GAMING	CHARGERS	C
P22	1	20	RCBO	2.5	GAMING	CHARGERS	C
P23	1	20	RCBO	2.5	GAMING	LED SCREENS	C
P24	1	20	RCBO	2.5	GAMING	LED SCREENS	C
P25	1	20	RCBO	2.5	GAMING	LED SCREENS	C
P26	1	20	RCBO	2.5	ENTRY	KIOSK	D
L1	1	20	RCBO	2.5	GAMING	LIGHTING	A

LEGEND

	ELECTRICAL SERVICES SWITCHBOARD.
	SWITCHBOARD / CONTROL PANEL NOT PROVIDED AS PART OF THE ELECTRICAL SUBCONTRACT.
	SINGLE POWER OUTLET.
	DOUBLE POWER OUTLET.
	SPECIAL PURPOSE POWER OUTLET.
	SINGLE PHASE ISOLATOR.
	THREE PHASE ISOLATOR.
	SIGN CONNECTION.
	LIGHTING CONTROL SWITCH PANEL, TYPE AS NOTED.
	ONE-WAY LIGHT SWITCH.
	TWO-WAY LIGHT SWITCH.
	FAN CONTROLLER.
	CIRCUIT LINE.
	SWITCH LINE.
	POWER CIRCUIT DESIGNATION. DENOTES DB AND CIRCUIT.
	LIGHTING CONTROL CHANNEL REFERENCE.
	ELECTRICAL EQUIPMENT AS NOTED.
	RJ45 COMMUNICATIONS OUTLET.
	RJ45 GAMING LINK OUTLET.
	GAMING FIBRE.
	FIRE INDICATOR PANEL.
	FIRE ALARM SYSTEM DOOR INTERFACE.
	FIRE ALARM SMOKE DETECTOR.
	FIRE ALARM THERMAL DETECTOR.
	RECESSED FIRE ALARM SPEAKER.
	SURFACE MOUNTED BLACK FIRE ALARM SPEAKER.
	FUSE.
	SINGLE PHASE.
	THREE PHASE.
	CURRENT TRANSFORMER C/W REMOVABLE LINK.
	FUSE LINK.
	COMBINED FUSE SWITCH.
	CIRCUIT BREAKER.
	ISOLATOR.
	RESIDUAL CURRENT DEVICE.
	CONTACTOR – NORMALLY OPEN.
	CONTACTOR – NORMALLY CLOSED.

LEGEND

	REFER TO DETAIL NOTED FOR THE AREA SHOWN HATCHED. ADDITIONAL OUTLETS & FITTINGS MAY BE SHOWN ON DETAIL.
	E1: GENERAL LED EMERGENCY LIGHT, RECESSED, WHITE.
	E2: GENERAL LED EMERGENCY LIGHT, MOUNTED IN A CUSTOM MDF BOX, WHITE.
	E3: GENERAL LED EMERGENCY LIGHT, SURFACE MOUNTED BLACK.
	EX: WHITE EMERGENCY LED EXIT LIGHT, FRONT OF HOUSE.
	Lx: LIGHT FITTING C/W NON-MAINTAINED EMERGENCY BATTERY PACK. TYPE AS NOTED.
	L1: RECESSED 300 x 600 FLAT PANEL TROFFER, WHITE.
	L2: CEILING MOUNTED MOVING HEAD COLOUR WHEEL, BLACK.
	L3: 1200 LONG SURFACE IP65 BATTEN, LIGHT GREY.
	L4: EXISTING CARPARK POLE LIGHT TO BE MODIFIED.
	L5: NEW CARPARK POLE UTILISING A MODIFIED L4 FITTING.
	L6: NEW TWIN CARPARK POLE LIGHT TO MATCH EXISTING ADJACENT TWIN POLE LIGHT.
	RDL1: RECESSED DOWNLIGHT, WHITE.
	RDL2: RECESSED DOWNLIGHT, WHITE.
	RDL3: RECESSED DOWNLIGHT, WHITE.
	RDL4: RECESSED DOWNLIGHT, BLACK.
	RDL5: RECESSED DOWNLIGHT.
	RDL6: ADJUSTABLE RECESSED DOWNLIGHT, NON-DIMMED.
	SDL1: SURFACE MOUNTED CYLINDER SHADE C/W BUBBLE GLASS.
	SDL2: SURFACE MOUNTED CAN DOWNLIGHT, WHITE.
	SDL3: SURFACE MOUNTED SPOT LIGHT.
	SDL4: SURFACE MOUNTED 800DIA BALL LIGHT.
	SDL5: NO LONGER REQUIRED.
	SDL6: SURFACE MOUNTED ADJUSTABLE SPOT LIGHT, WHITE.
	SDL7: SURFACE MOUNTED CAN DOWNLIGHT, BLACK.
	SDL8: SURFACE CAN DOWNLIGHT, BLACK.
	SDL9: SURFACE ADJUSTABLE SPOTLIGHT, BLACK.
	WL1: WALL LIGHT, WHITE.
	WL2: WALL LIGHT, BRASS.
	WL3: WALL LIGHT, BRASS.
	WL4: ADJUSTABLE WALL MOUNTED SPOT LIGHT, BLACK.
	PL1: DECORATIVE SUSPENDED PENDANT.
	PL2: DECORATIVE SUSPENDED PENDANT.
	CAT: CATENARY FESTOON LIGHTS WITH STAINLESS STEEL SUPPORT SYSTEM.
	UP1: GARDEN STAKE UPLIGHT FITTING, BLACK.

LEGEND

	H1: LINEAR HEAT LAMP.
	H2: LINEAR HEAT LAMP.
	H3: HANGING HEAT LAMP.
	HE/W: CEILING BULKHEAD MOUNTED LINEAR HEATER.
	CF1: 2180 DIA CEILING FAN, WHITE.
	CF2: 1400 DIA CEILING FAN, WHITE.
	Sx: LED STRIP LIGHT, TYPE AS NOTED.
	TRK1: LIGHTING TRACK WITH LIGHTS AS SHOWN.
	HLC: HEAT LAMP CONTROL STATION.

NOTE

ALL ELECTRICAL PENETRATIONS THROUGH THE ROOF SHEETING ARE TO BE IN LINE WITH THE STRUCTURAL OR MECHANICAL SERVICES PENETRATIONS TO AVOID DEDICATED FLASHINGS FOR THE ELECTRICAL SERVICES.



NOTES

1. EXTENT OF WORKS

THE ELECTRICAL SERVICES SUB-CONTRACT INCLUDES BUT IS NOT LIMITED TO THE FOLLOWING:

- SUPPLY AND INSTALLATION OF ALL COMPONENTS FORMING PART OF THE ELECTRICAL SERVICES.
- INSPECTIONS.
- TESTING AND COMMISSIONING.
- MAINTENANCE.
- CABLING, CABLE SUPPORT SYSTEMS AND ACCESS.
- POWER DISTRIBUTION.
- LIGHTING.
- COMMUNICATIONS.
- FIRE ALARM SYSTEM.
- AS CONSTRUCTED DOCUMENTS AND MAINTENANCE MANUAL.
- OPERATOR TRAINING.
- ALL MINOR COMPONENTS AND INCIDENTAL WORKS NOT SPECIFICALLY REFERRED TO, HOWEVER NECESSARY TO COMPLETE THE ELECTRICAL SERVICES INSTALLATION SUCH THAT IT IS HANDED OVER COMPLETE, OPERATIONAL AND FIT FOR THE INTENDED USE.

ACCEPT FULL RESPONSIBILITY FOR LIASING, ARRANGING AND CO-ORDINATION OF ALL WORKS THAT HAVE AN EFFECT ON OR WILL BE AFFECTED BY THE ELECTRICAL SERVICES.

REFER TO THE EQUIPMENT SCHEDULE FOR ADDITIONAL REQUIREMENTS.

ON THE DAY THE FACILITY OPENS FOR TRADING THE ELECTRICAL SUB CONTRACTOR MUST PROVIDE AN ELECTRICIAN ON SITE FOR THE INITIAL 12 HOURS OF TRADING.

ALL WORKS ARE TO BE STAGED TO ALLOW THE TAVERN TO CONTINUE TO OPERATE WITH ANY INTERRUPTION TO ANY ELECTRICAL SERVICE BEING CONTAINED OUTSIDE OF THE TAVERNS OPERATING HOURS WITH THE TAVERN BEING ADVISED OF THE INTERRUPTION IN WRITING TWO WEEKS PRIOR.

ALL EXISTING REDUNDANT CABLING AND ELECTRICAL SERVICES ARE TO BE REMOVED AS WELL AS ANY EXISTING CABLING OR ELECTRICAL SERVICES MADE REDUNDANT BY THE WORKS ARE TO BE REMOVED.

2. WORKMANSHIP

ENSURE THAT THE ELECTRICAL WORK IS PERFORMED BY THE HOLDER OF A CURRENT ELECTRICAL SUB CONTRACTOR LICENSE AND THE SERVICES COVERED BY THE ACMA IS PERFORMED BY THE HOLDER OF THE APPROPRIATE CURRENT ACMA LICENSE. ENSURE THE INSTALLATION AND ALL COMPONENTS, FIXTURES, FITTINGS, OUTLETS AND CABLES ARE SUPPLIED AND INSTALLED TO A HIGH STANDARD THROUGHOUT, AND INSTALLED IN A NEAT AND TRADESMAN LIKE MANNER, TO THE CURRENT INDUSTRY STANDARDS. ENSURE ALL MATERIALS AND COMPONENTS OF A SIMILAR TYPE ARE OF THE SAME MANUFACTURER AND INSTALLED IN A UNIFORM MANNER.

IT IS THE ELECTRICAL SUB CONTRACTOR’S RESPONSIBILITY TO ENSURE THAT THE INSTALLATION IS FIT FOR PURPOSE AND IS PROVIDED AS A COMPLETE WORKING INSTALLATION. IT IS THE ELECTRICAL SUB CONTRACTOR’S RESPONSIBILITY TO PROVIDE ALL COMPONENTS, FITTINGS, FIXTURES, SYSTEMS, PROGRAMMING ETC IRRESPECTIVE OF THE LEVEL DETAILED IN THE DOCUMENTS SUCH THAT THE INSTALLATION IS PROVIDED AS A COMPLETE WORKING INSTALLATION.

CONCEAL ALL WIRING AND CONDUITS. EXPOSED CABLING OR CONDUITS ARE GENERALLY NOT ACCEPTABLE. IT IS NOTED THAT CHASING AND REINSTATEMENT WILL BE REQUIRED. ENSURE ALL COMPONENTS, EQUIPMENT AND MATERIALS SUPPLIED ARE NEW, UNUSED, DESIGNED AND SELECTED TO ENSURE SATISFACTORY OPERATION UNDER VARYING ATMOSPHERIC, CLIMATIC, HUMID TROPICAL CONDITIONS WITHOUT DISTORTION AND DETEIORATION IN ANY PART AFFECTING EFFICIENCY AND RELIABILITY OF THE SYSTEMS. DESIGN AND SELECT ALL EQUIPMENT TO PROVIDE THE NECESSARY SAFETY TO HUMAN LIFE AND PROPERTY DURING OPERATION AND MAINTENANCE WITH PARTICULAR ATTENTION GIVEN TO ELECTRICAL SAFETY AND SEGREGATION PRECAUTIONS.

CHECK THE FINISHED PAINTWORK AROUND THE AREA OF EACH INSTALLATION AND TOUCH UP ALL DAMAGED PARTS AND FINISHES AFTER THE INSTALLATION OF THE ELECTRICAL SERVICES.

ALL WORKS ARE TO BE CARRIED OUT IN ACCORDANCE WITH THE BUILDER’S PROGRAM. ENSURE ALL FINAL LOCATIONS OF OUTLETS AND FITTINGS ARE CO-ORDINATED ONSITE WITH THE ARCHITECT AND ALL OTHER SERVICES, TO THE APPROVAL OF THE PROJECT MANAGER. ALLOW TO CO-ORDINATE THE FINAL LOCATION OF ALL EQUIPMENT, FITTINGS, & OUTLETS, SUCH THAT THEY ARE INSTALLED IN ACCORDANCE WITH THE AS3000 RESTRICTED ZONES, AND ARE NOT COVERED INAPPROPRIATELY.

ENSURE THAT ALL METAL SURFACES ARE SUITABLY PROTECTED AGAINST CORROSION, AND THAT ALL PLASTIC MATERIALS ARE UV STABILISED.

PROVIDE ALL MATERIALS AS NEW, AND OF THE HIGHEST CLASS AVAILABLE FOR THEIR RESPECTIVE TYPES. ENSURE ALL ASPECTS OF THE WORK ARE OF A HIGH STANDARD THROUGHOUT, AND INSTALLED IN A NEAT AND TRADESMAN LIKE MANNER, TO THE CURRENT INDUSTRY STANDARDS. CABLES MUST NOT BE JOINED. POWER EXTENSION BOARDS MUST NOT BE USED.

3. STANDARDS

IRRESPECTIVE OF INFORMATION CONTAINED IN THE ELECTRICAL SERVICES DOCUMENTS OR IN INSTRUCTIONS, IT IS THE ELECTRICAL SUB CONTRACTOR’S RESPONSIBILITY TO ENSURE ALL ELECTRICAL SERVICES WORKS ARE INSTALLED IN ACCORDANCE WITH THE REQUIREMENTS OF THE FOLLOWING. REFER ANY DISCREPANCIES BETWEEN THE REQUIREMENTS OF THE FOLLOWING AND/OR THE ELECTRICAL SERVICES DOCUMENTS AND INSTRUCTIONS TO THE ARCHITECT FOR CLARIFICATION PRIOR TO THE PLACING OF ORDERS, FABRICATION OR INSTALLATION OF THE ITEMS/METHODS IN DISCREPANCY.

- NCC BUILDING CODE OF AUSTRALIA.
- ELECTRICITY ACT.
- ELECTRICAL SAFETY ACT.
- ENERGEX REQUIREMENTS.
- THE QUEENSLAND ELECTRICITY CONNECTION MANUAL V4 (OECM) AND THE NATIONAL ELECTRICITY METERING STANDARDS (NEM).
- AS/NZS3000.
- AS3008.
- LOCAL BRIGADE.
- WORKPLACE HEALTH AND SAFETY ACT.
- TELECOMMUNICATIONS ACT.
- ACMA REQUIREMENTS.

NOTES

4. AUTHORITIES

ENSURE ALL OF THE ELECTRICAL SERVICES COMPLY WITH THE REQUIREMENTS OF ALL REGULATORY AUTHORITIES HAVING JURISDICTION OVER THE SITE INCLUDING BUT NOT LIMITED TO THE FOLLOWING:

- ACMA.
- LOCAL COUNCIL.
- LOCAL SUPPLY AUTHORITY.
- STATE GOVERNMENT DEPARTMENT OF ENVIRONMENT AND HERITAGE.
- QLD GOVERNMENT, DIVISION OF WORKPLACE, HEALTH AND SAFETY.
- QLD FIRE AND EMERGENCY SERVICES.

ENSURE ALL ASPECTS OF THE ELECTRICAL SERVICES COMPLY WITH THE FIRE ENGINEERING REPORT AND THE DEVELOPMENT APPROVAL.

5. CABLES

UNLESS OTHERWISE SPECIFIED, INSTALL AND TERMINATE CABLES IN ACCORDANCE WITH THE MANUFACTURERS’ RECOMMENDATIONS. DETERMINE THE FINAL ROUTES TO SUIT THE BUILDING STRUCTURE AND SITE CONDITIONS. UNLESS NOTED OTHERWISE, PROVIDE ALL 240 VOLT POWER AND LIGHTING WIRING AS 2.5mm² TWIN & EARTH STRANDED COPPER CONDUCTORS, PVC INSULATED 0.6/1kV V75 GRADE TO AS3174, PROTECTED BY A 20 AMP CIRCUIT BREAKER. ALL CONDUIT AND FITTINGS TO BE RIGID UPVC TO AS2053, UNLESS NOTED OTHERWISE.

6. POWER DISTRIBUTION

THE POWER DISTRIBUTION COMPONENT OF THE WORKS INCLUDES THE REMOVAL OF THE EXISTING DISTRIBUTION BOARD DB-K. THE EXISTING 160AMP MCCB IN THE MSB THAT SUPPLIES THE TOP SECTION OF DB-K IS TO BE USED TO SUPPLY DB-B. THE EXISTING 80AMP MCB IN THE MSB THAT SUPPLIES THE BOTTOM SECTION OF DB-K IS TO BE REPLACED WITH A 250AMP MCCB TO SUPPLY DB-F. THE EXISTING SUBMAINS TO BE-K ARE TO BE REMOVED. ANY EXISTING CIRCUITS SUPPLIED FROM DB-K THAT REMAIN ARE TO BE RESUPPLIED FROM DB-F WITH NEW AS3000 COMPLIANT SWITCHGEAR / CONTROLS. UPDATE THE MSB LABELS ACCORDINGLY.

PROVIDE NEW DISTRIBUTION BOARD DB-F AND DB-B AS PER THE FOLLOWING NOTES AND THE DISTRIBUTION BOARD SCHEDULES. PROVIDE NEW SUBMINS FROM THE MSB TO DB-F AND DB-B. SUBMIT DETAILS OF ALL SUBMAIN ROUTES AND SUPPORT SYSTEMS FOR APPROVAL.

PROVIDE THE DISTRIBUTION BOARDS AS FOLLOWS:

- WALL MOUNTED.
- IP44 FORM 1.
- LIGHT GREY ENCLOSURE WHITE ESCUTCHEON.
- 3 POINT 92268 KEY LOCKABLE FLUSH HANDLES ON ALL DOORS.
- LIFT OFF HINGES ON ALL DOORS AND ESCUTCHEONS.
- 1/4 TURN LATCHES AND D HANDLES ON ALL ESCUTCHEONS.
- ALL SWITCHGEAR TO BE SCHNEIDER OR NHP/ TERASAKI.
- PROVIDE SHOP DRAWINGS FOR APPROVAL.
- 25% SPARE POLES AT PRACTICAL COMPLETION.
- ALL COMPONENTS ARE TO BE LABELLED WITH NON-STICK LABELS.

ENSURE ALL THREE PHASE CIRCUITS ARE PROVIDED WITH CORRECT PHASE ROTATION.

ENSURE ALL OUTLETS AND ISOLATORS ARE POSITIONED SUCH THAT THEY ARE NOT COVERED BY THE EQUIPMENT. THE FINAL POSITION OF ALL OUTLETS AND ISOLATORS ARE TO BE CONFIRMED ON SITE BY THE TENANTS REPRESENTATIVE.

DO NOT USE CORRUGATED CONDUIT UNDER ANY BARS, SERVERIES, OR IN THE KITCHENS. ALL OUTLETS AND SWITCHES WITHIN THE KITCHENS ARE TO BE IP56 SERIES OR STAINLESS STEEL.

THE POWER DISTRIBUTION COMPONENT OF THIS CONTRACT INCLUDES, BUT IS NOT LIMITED TO THE FOLLOWING EXTENT OF WORK:

- POWER DISTRIBUTION.
- MAIN SWITCHBOARD LABEL UPDATES.
- SUBMAINS.
- DISTRIBUTION BOARDS.
- CABLE ACCESS WAYS.
- CIRCUITS.
- ISOLATORS AND OUTLETS.
- TESTING AND COMMISSIONING.
- REMOVE ALL EXISTING ELECTRICAL SERVICES MADE REDUNDANT BY THE WORKS.
- THERMOSCAN THE MSB AND ALL DISTRIBUTION BOARDS ONE WEEK AFTER PRACTICAL COMPLETION.

PROVIDE A CHART RECORDING OF THE MAINS CURRENT, VOLTAGE, FREQUENCY FOR THE FIRST 14 DAYS FOLLOWING PRACTICAL COMPLETION AND SUBMIT THE THERMOSCAN CHART RECORDING AND FOR APPROVAL.

7. LIGHTING

ALL OF THE LIGHT FITTINGS, LAMPS AND ACCESSORIES ARE TO BE PROVIDED AS PART OF THIS CONTRACT. THE LIGHTING COMPONENT OF THIS CONTRACT INCLUDES, BUT IS NOT LIMITED TO THE FOLLOWING EXTENT OF WORK:

- LIGHTING.
- LIGHT FITTINGS AND ACCESSORIES.
- EMERGENCY AND EXIT LIGHTING.
- EARTHING OF THE LIGHTING INSTALLATION.
- LIGHTING CONTROL.
- LIGHTING SUBCIRCUITS.
- TESTING AND COMMISSIONING.

ALL LIGHT SOURCES ARE TO BE SOLID STATE WITH AN AVERAGE LIFE OF 50,000 HOURS AND A MANUFACTURERS WARRANTY OF 5 YEARS. THE FRONT OF HOUSE LIGHTING IS TO BE 3,000K AND THE BACK OF HOUSE LIGHTING 4,000K. COORDINATE THE FITTING COLOURS WITH THE ARCHITECTURE / INTERIORS.

PROVIDE DIMMING OF THE FRONT OF HOUSE LIGHTING UTILISING A PHILIPS DYNALITE CONTROL SYSTEM. ALL DIMMING IS TO BE VIA DALI. PHASE DIMMING (TRAILING EDGE OR LEADING EDGE) IS NOT ACCEPTABLE. DALI TO PHASE DIMMING CONVERTS ARE NOT ACCEPTABLE. THE FRONT OF HOUSE LIGHTING CURRENTLY DETAILED HAS BEEN INCLUDED AS A BASE LINE OF THE FITTING STYLES THAT MUST BE ALLOWED FOR. UNDERTAKE A DESIGN PROCESS WITH ALL RELEVANT PARTIES TO FURTHER DEVELOP THE FRONT OF HOUSE LIGHTING TO THE SATISFACTION OF ALL PARTIES. ENSURE THE LIGHTING CONTROL SYSTEM IN EACH DISTRIBUTION BOARD HAS 10% SPARE DALI CHANNELS AND 10% SPARE SWITCHED CHANNELS IN THE ASSOCIATED DISTRIBUTION BOARD.

PROGRAM THE LIGHTING CONTROL SYSTEM TO THE SATISFACTION OF THE OPERATOR AT THE HANDOVER OF EACH STAGE. AGAIN AT 4 WEEKS POST PRACTICAL COMPLETION AND AGAIN AT 6 MONTHS POST PRACTICAL COMPLETION. THE POSITION OF ALL DRIVERS, POWER SUPPLIES AND CONTROLS THAT CAN NOT BE ACCESSED BY REMOVING THE FITTING MUST BE NOTED ON THE AS CONSTRUCTED DOCUMENTATION.

DO NOT SUPPLY MORE THAN 25 DRIVERS FROM A SINGLE CIRCUIT.

PROVIDE A SINGLE POINT EMERGENCY LIGHTING SYSTEM THAT COMPLIES WITH THE LATEST ISSUE OF ALL PARTS AS2293 AND THE RELEVANT PARTS OF THE NCC BCA. INSTALL EMERGENCY LIGHT FITTINGS NOMINATED AS MAINTAINED WITH THE LAMP PERMANENTLY ON SUPPLIED VIA AN UNSWITCHED ACTIVE MAINS SUPPLY WHEN THE MAINS SUPPLY IS AVAILABLE. WHEN THE MAINS SUPPLY IS NOT AVAILABLE, THE LAMP IS TO REMAIN ON SUPPLIED BY THE EMERGENCY PACK. SINGLE LAMP MAINTAINED EMERGENCY LIGHTS ARE NOT SWITCHED WITH THE LOCAL GENERAL AREA LIGHTING. (THE LAMP IS ALWAYS ON.)

NOTES

7. LIGHTING CONTINUED

INSTALL EMERGENCY LIGHT FITTINGS NOMINATED AS NON-MAINTAINED AS FOLLOWS:

- IF THE FITTING IS NOT BEING SWITCHED, THE LAMP IS TO REMAIN OFF WHEN THE MAINS SUPPLY IS AVAILABLE. WHEN THE MAINS SUPPLY IS NOT AVAILABLE THE LAMP IS TO BE SWITCHED ON SUPPLIED BY THE EMERGENCY PACK. UNSWITCHED SINGLE LAMP NON-MAINTAINED EMERGENCY LIGHTS ARE NOT SWITCHED WITH THE LOCAL GENERAL AREA LIGHTING. (THE LAMP IS ON ONLY WHEN THE MAINS SUPPLY IS NOT AVAILABLE.)
- IF THE FITTING IS BEING SWITCHED, THE LAMP IS TO BE SUPPLIED AND CONTROLLED WITH THE LOCAL GENERAL AREA LIGHTING WHEN THE MAINS SUPPLY IS AVAILABLE. WHEN THE MAINS SUPPLY IS NOT AVAILABLE THE LAMP IS TO BE SWITCHED ON, SUPPLIED BY THE EMERGENCY PACK. (THE LAMP IS ON WHEN TURNED ON WITH THE LOCAL GENERAL LIGHTING OR THE MAIN SUPPLY IS NOT AVAILABLE.)

INSTALL EMERGENCY LIGHTS SUCH THAT THE STATUS INDICATOR L.E.D. IS CLEARLY VISIBLE AND THE TEST BUTTONS ARE READILY ACCESSIBLE. LABEL EACH CIRCUIT BREAKER WHICH CONTROLS THE UNSWITCHED ACTIVE TO EXIT LIGHTS WITH A LABEL FIXED ADJACENT; ENGRAVED PLASTIC LAMINATE, GREEN BACKGROUND WITH WHITE CHARACTERS: -

WARNING  
INTERRUPTING SUPPLY WILL DISCHARGE  
EMERGENCY LIGHTING BATTERIES

PROVIDE WRITTEN EVIDENCE OF THE INITIAL COMMISSIONING AND TESTING AND TESTING FOR THE DURATION OF THE MAINTENANCE PERIOD IN ACCORDANCE WITH AS 2293.2.

THIS EVIDENCE IS TO BE IN THE FORM OF A LOG BOOK SIMILAR TO THE GENERAL LIGHTING SERVICE PTY LTD “EMERGENCY LIGHTING MAINTENANCE LOG BOOK AND MANUAL” WHICH IS TO BE PROVIDED BY THE ELECTRICAL SUB-CONTRACTOR AND HAVE ALL ENTRIES FULLY COMPLETED AND BE PRESENTED FOR INSPECTION AT PRACTICAL COMPLETION. THE LOG BOOK IS TO BE RETAINED BY THE ELECTRICAL SUB-CONTRACTOR FOR THE DURATION OF THE MAINTENANCE PERIOD, AND THE SIX MONTHLY TEST AND MAINTENANCE RESULTS ENTERED. THE LOG BOOK IS TO BE PRESENTED FOR APPROVAL AT FINAL COMPLETION (EXPIRY OF THE MAINTENANCE PERIOD) AND WILL BE FORWARDED TO THE OPERATOR FOR THEIR USE.

PROVIDE MAINTENANCE OF THE EMERGENCY AND EXIT LIGHTING INSTALLATION INCLUDING RECORDS IN ACCORDANCE WITH THE LATEST ISSUE OF ALL PARTS AS2293 AND THE RELEVANT PARTS OF THE NCC BCA. PROVIDE THE EMERGENCY LIGHTING SYSTEM WITH A SUPPLY SENSING AND TESTING FACILITY MOUNTED IN DB-3 IN ACCORDANCE WITH AS 2293.1.

8. COMMUNICATIONS CABLING

THE COMMUNICATIONS CABLING COMPONENT OF THIS CONTRACT INCLUDES (TO BE CONFIRMED)

THE CAT 6 UTP COMMUNICATIONS CABLING, GAMING CABLING, CAT 6 A STP CABLING AND CCTV CAT 6 CABLING ARE TO BE PROVIDED AS UNIQUE COLOURED CABLING TERMINATED ONTO PATCH PANELS DEDICATED TO THE RESPECTIVE SERVICE. PROVIDE THE COMMUNICATIONS CABLING COMPONENT OF THIS CONTRACT AS A COMMSCOPE OR MOLEX CAT 6 INSTALLATION WITH A 15 YEAR MANUFACTURERS PERFORMANCE WARRANTY. THE COMMUNICATIONS CABLING COMPONENT OF THIS CONTRACT INCLUDES, BUT IS NOT LIMITED TO THE FOLLOWING EXTENT OF WORK:

- MODIFICATIONS TO THE EXISTING COMMUNICATIONS RACKS.
- PATCH PANELS.
- CAT 6 COMMUNICATIONS OUTLETS AND CABLING.
- CAT 6A STP COMMUNICATIONS OUTLETS AND CABLING.
- CAT 6 CCTV PLUGS AND CABLING.
- GAMING CAT 6 COMMUNICATIONS OUTLETS AND CABLING.
- FIBRE CABLING.
- FIBOTS.
- INSTALLATION OF THE GAMING FIBRE CABLING.
- CABLE ACCESS WAYS.
- TESTING AND COMMISSIONING.

9. FIRE ALARM SYSTEM.

THE FIRE ALARM SYSTEM COMPONENT OF THIS CONTRACT INCLUDES THE REPLACEMENT OF THE ENTIRE EXISTING FIRE ALARM SYSTEM THROUGHOUT THE RENOVATED AREAS AND THE EXISTING AREAS OUTSIDE OF THE RENOVATED AREAS. THE NEW FIRE ALARM SYSTEM IS TO BE PROVIDED AS AN AS1670.1 COMPLIANT ADDRESSABLE SYSTEM. THE FIRE ALARM SYSTEM COMPONENT OF THIS CONTRACT INCLUDES, BUT IS NOT LIMITED TO THE FOLLOWING EXTENT OF WORK:

- FIRE INDICATOR PANEL INCORPORATING AN FDCIE AND EWCIE.
- HORNS AND SPEAKERS.
- VISUAL ALARM DEVICE.
- LIFT SHAFT ASPIRATING SMOKE DETECTION.
- SMOKE DETECTORS.
- THERMAL DETECTORS.
- CONCEALED SPACE DETECTORS.
- CONCEALED SPACE DETECTOR ACCESS.
- CABLING.
- INTERFACE TO THE KITCHEN GAS CONTROL SYSTEMS.
- INTERFACE TO THE SECURITY SYSTEM.
- INTERFACE TO THE AUDIO SYSTEM.
- CABLE ACCESS WAYS.
- TESTING AND COMMISSIONING.

10. ABBREVIATIONS.

A - AMP CURRENT RATING  
AB - MOUNT ABOVE BENCH.  
AFFL - ABOVE FINISHED FLOOR LEVEL.  
BB - MOUNT BELOW BENCH.  
CEIL - MOUNT ON CEILING.  
C/W - COMPLETE WITH.  
HWS - HOT WATER SYSTEM.  
MCB - MINIATURE CIRCUIT BREAKER.  
MCCB - MOLDED CASE CIRCUIT BREAKER.  
MSB - MAIN SWITCHBOARD.  
N - NEON / LED INDICATOR WHEN ON.  
NBN - NATIONAL BROADBAND NETWORK.  
NTS - NOT TO SCALE.  
QDC - QUEENSLAND DEVELOPMENT CODE.  
RCBO - CIRCUIT BREAKER C/W AN INTEGRAL 30mA RESIDUAL CURRENT DEVICE.  
RCD - CIRCUIT PROTECTED VIA A 30mA RESIDUAL CURRENT DEVICE.  
RSD - ROLLER SHUTTER DOOR.  
UNO - UNLESS NOTED OTHERWISE.  
WAP - WIRELESS ACCESS POINT.  
WP - WEATHERPROOF TO IP56 UNO.  
500 - NUMBER DENOTES MOUNTING HEIGHT AFFL.

ELECTRICAL DESIGN GROUP BRISBANE PTY LTD ACN 092 710 793		THE COPYRIGHT OF THIS DRAWING REMAINS THE PROPERTY OF THE ELECTRICAL DESIGN GROUP.		PROJECT: BRACKEN RIDGE TAVERN		C	CONSTRUCTION	13/05/2025
TRADING AS: ELECTRICAL DESIGN GROUP		USE FIGURED DIMENSIONS IN PREFERENCE TO SCALE.		DRAWING: ELECTRICAL SERVICES NOTES		REV:	DESCRIPTION:	DATE:
		ALL DIMENSIONS TO BE VERIFIED ONSITE.		P.O.Box 15, Sherwood Q.4075 Phone: (07) 3278 4375 Email: brisbane@edg.net.au Web: www.edg.net.au		SCALE: NOT TO SCALE AT A1		PROJECT NO: C3358a
				154 BARRETT STREET, BRACKEN RIDGE		DRAWING NO: E02		REVISION: C





TEST - TEST PUSH BUTTON MOUNTED ON THE DISTRIBUTION BOARD ESCUTCHEON.

RESET - RESET PUSH BUTTON MOUNTED ON THE DISTRIBUTION BOARD ESCUTCHEON.

LAMP - AMBER TEST INDICATING LAMP MOUNTED ON THE DISTRIBUTION BOARD ESCUTCHEON.

Ta - ADJUSTABLE 0-3 HOUR TIMED RELAY.

Tb - 15 MINUTE RUN-ON TIMER TO OPERATE UPON THE RETURN OF MAINS POWER.

Cx - CONTACTOR x.

CRx - CONTROL RELAY x.

Rx - RELAY x.



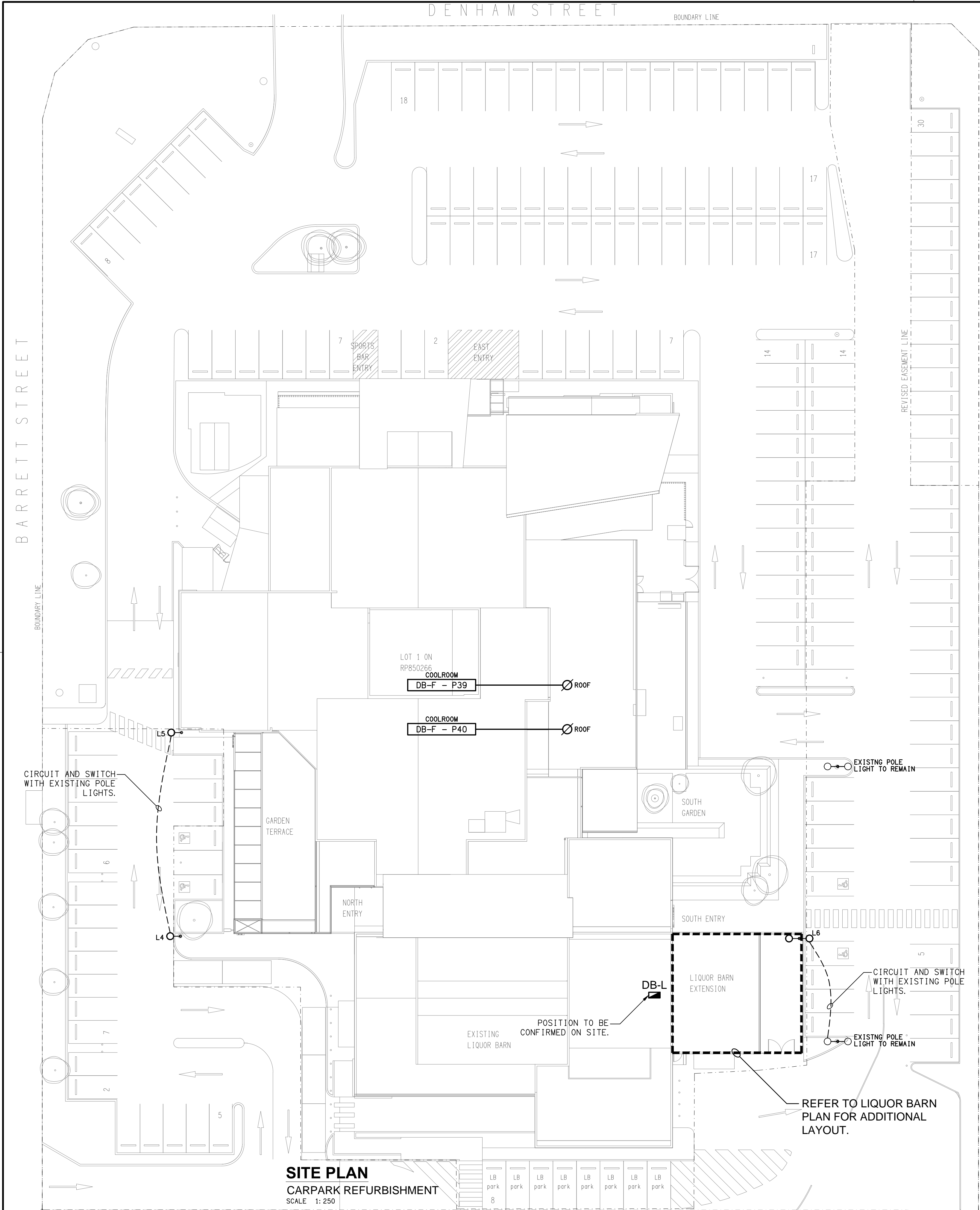
1. THE EMERGENCY LIGHT UNSWITCHED ACTIVE / GENERAL LIGHTING SWITCHED ACTIVE CIRCUIT ARRANGEMENT AND CONTROL IS TYPICAL FOR ALL CIRCUITS SUPPLYING EMERGENCY LIGHTS.
2. PROVIDE ADDITIONAL CONTROL RELAYS (CRx) CONFIGURED AS PER CRa AND CRb FOR ALL ADDITIONAL LIGHTING CIRCUITS THAT SUPPLY LIGHTS IN THE VICINITY OF THE EMERGENCY LIGHTS.



<p>ELECTRICAL DESIGN GROUP BRISBANE PTY LTD ACN 092 710 793</p>	<p>THE COPYRIGHT OF THIS DRAWING REMAINS THE PROPERTY OF THE ELECTRICAL DESIGN GROUP.</p>
<p>TRADING AS: ELECTRICAL DESIGN GROUP</p>	<p>USE FIGURED DIMENSIONS IN PREFERENCE TO SCALE.</p>
	<p>ALL DIMENSIONS TO BE VERIFIED ONSITE.</p>

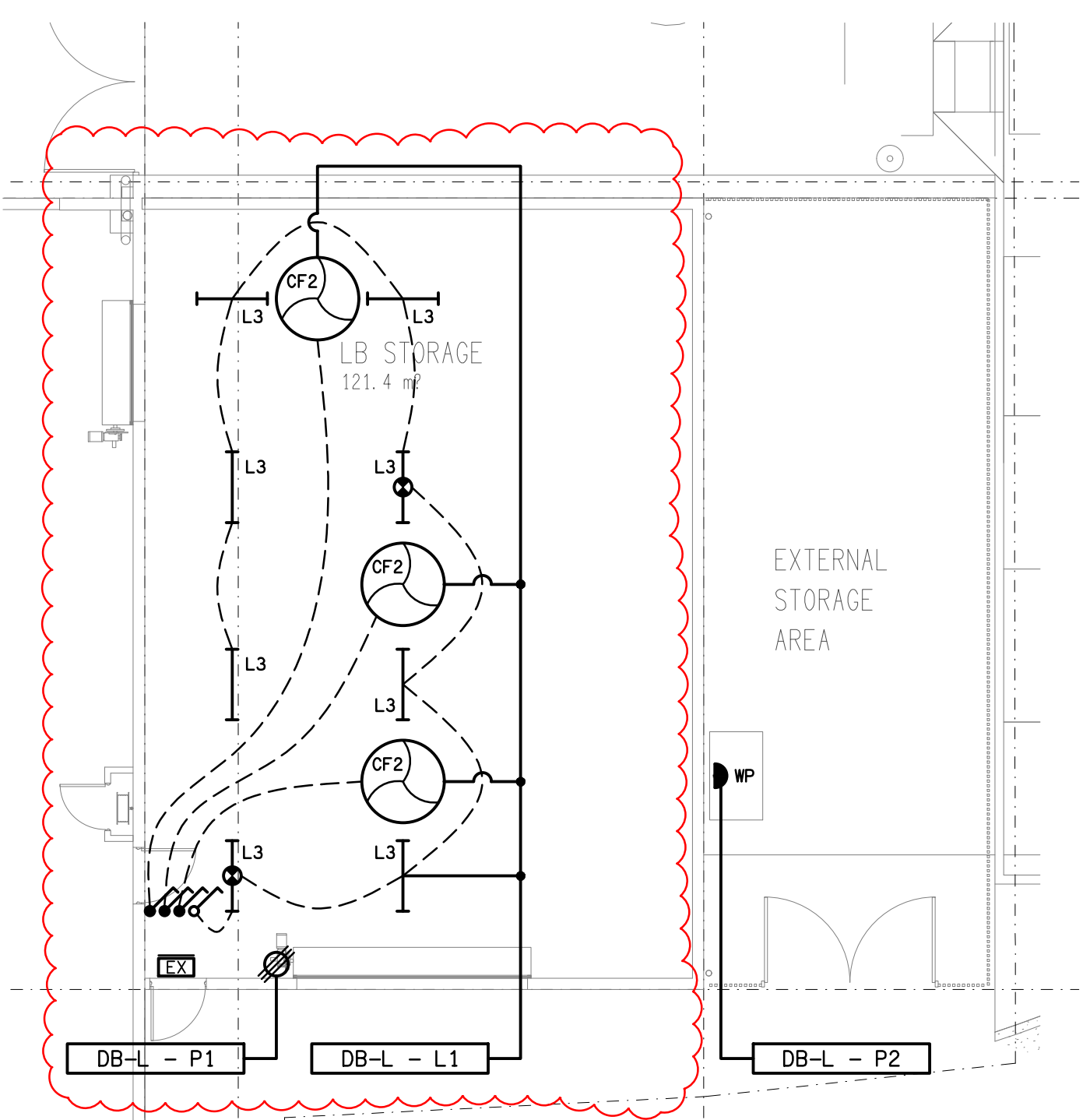
PROJECT: **BRACKEN RIDGE TAVERN**

154 BARRETT STREET, BRACKEN RIDGE



**SITE PLAN**  
CARPARK REFURBISHMENT  
SCALE 1: 250

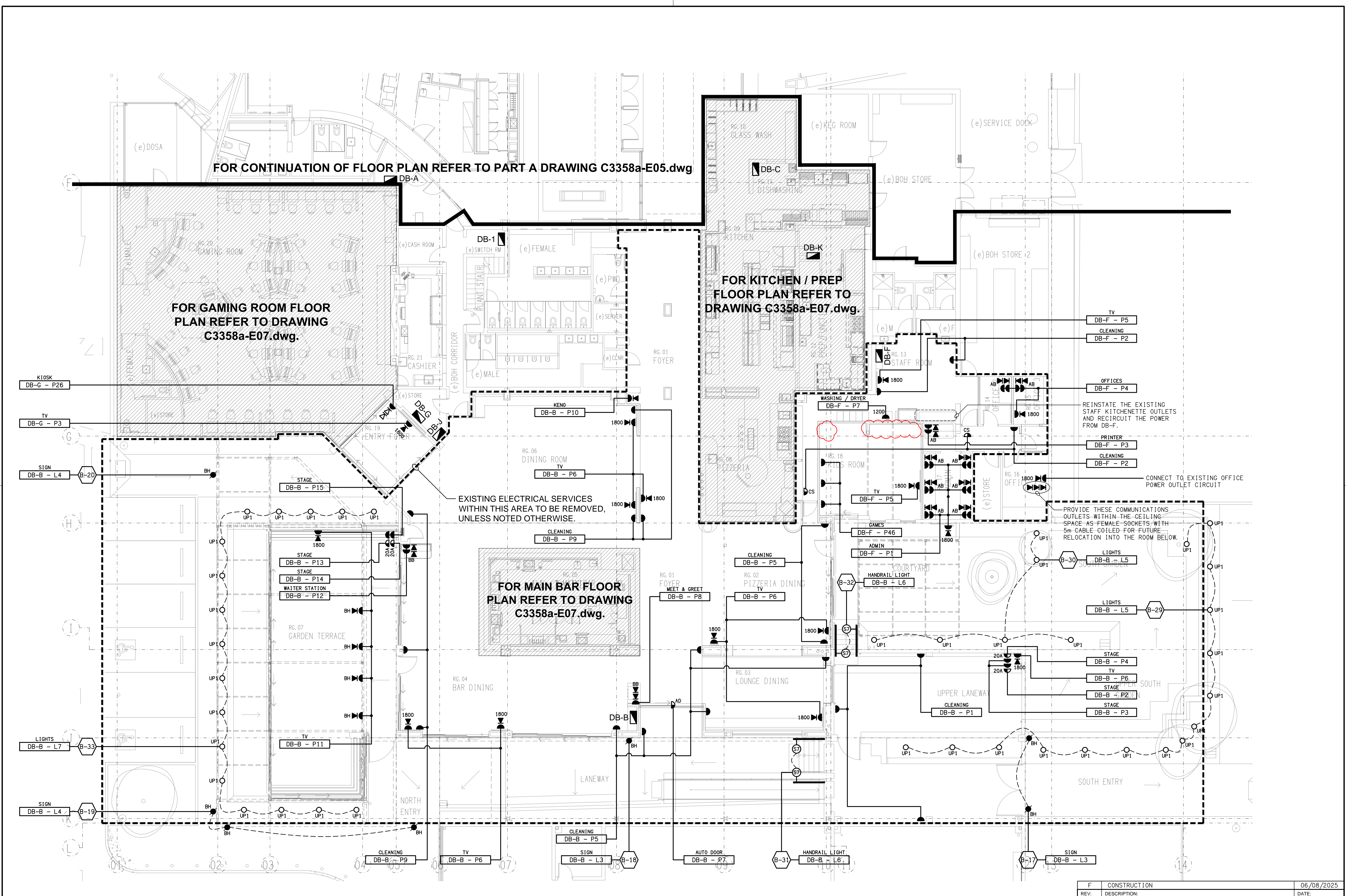
- NOTES:**
- PROVIDE CIRCUIT DB-L - P1 AS A 3-PHASE, 20A MCB / RCD PROTECTED 2.5mm<sup>2</sup> CIRCUIT FROM DB-L.
  - PROVIDE CIRCUIT DB-L - P2 AS A 1-PHASE, 20A RCBO PROTECTED 2.5mm<sup>2</sup> CIRCUIT FROM DB-L.
  - PROVIDE CIRCUIT DB-L - L1 AS A 1-PHASE, 20A RCBO PROTECTED 2.5mm<sup>2</sup> CIRCUIT FROM DB-L.



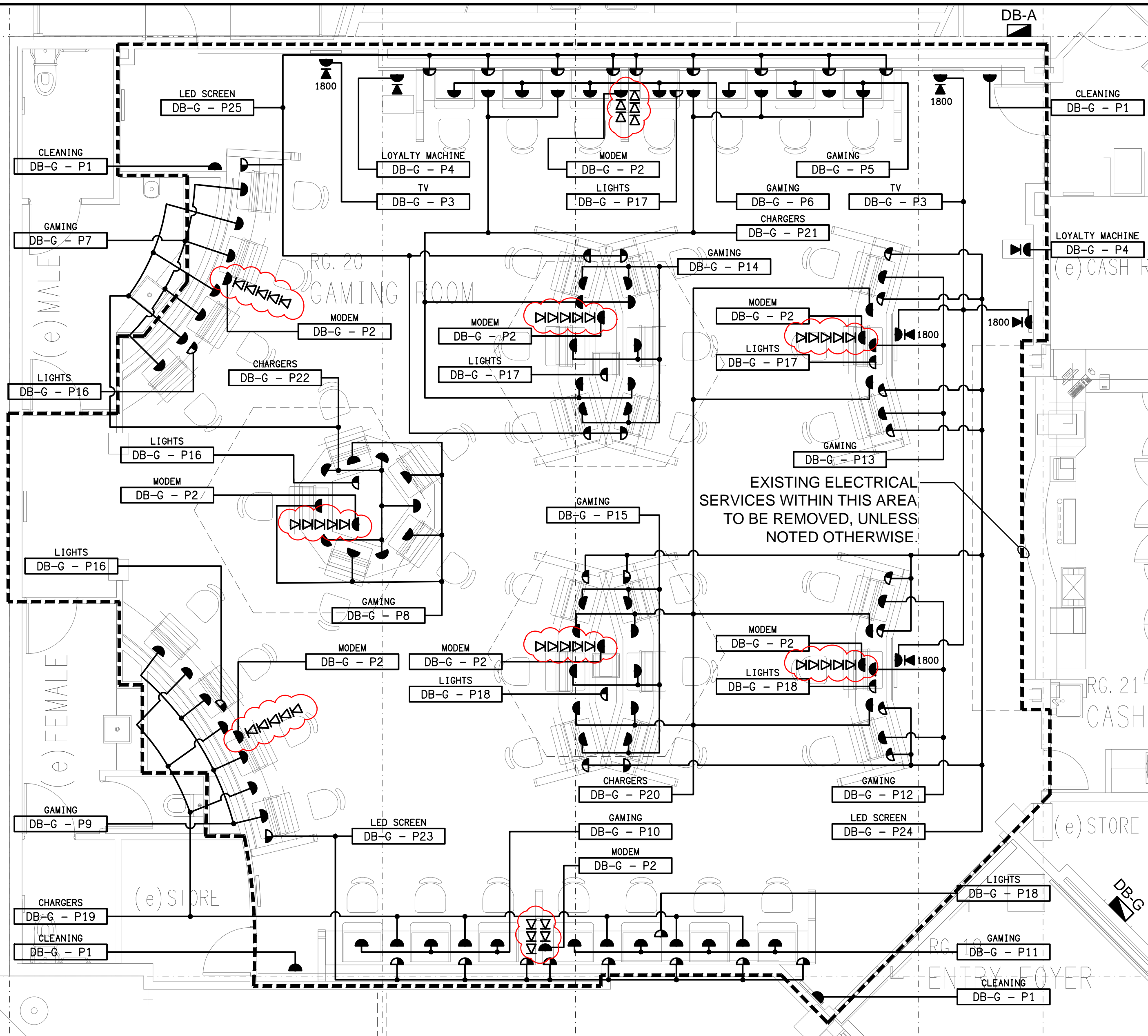
**LIQUOR BARN**  
FLOOR / REFLECTED CEILING PLAN  
SCALE 1: 100



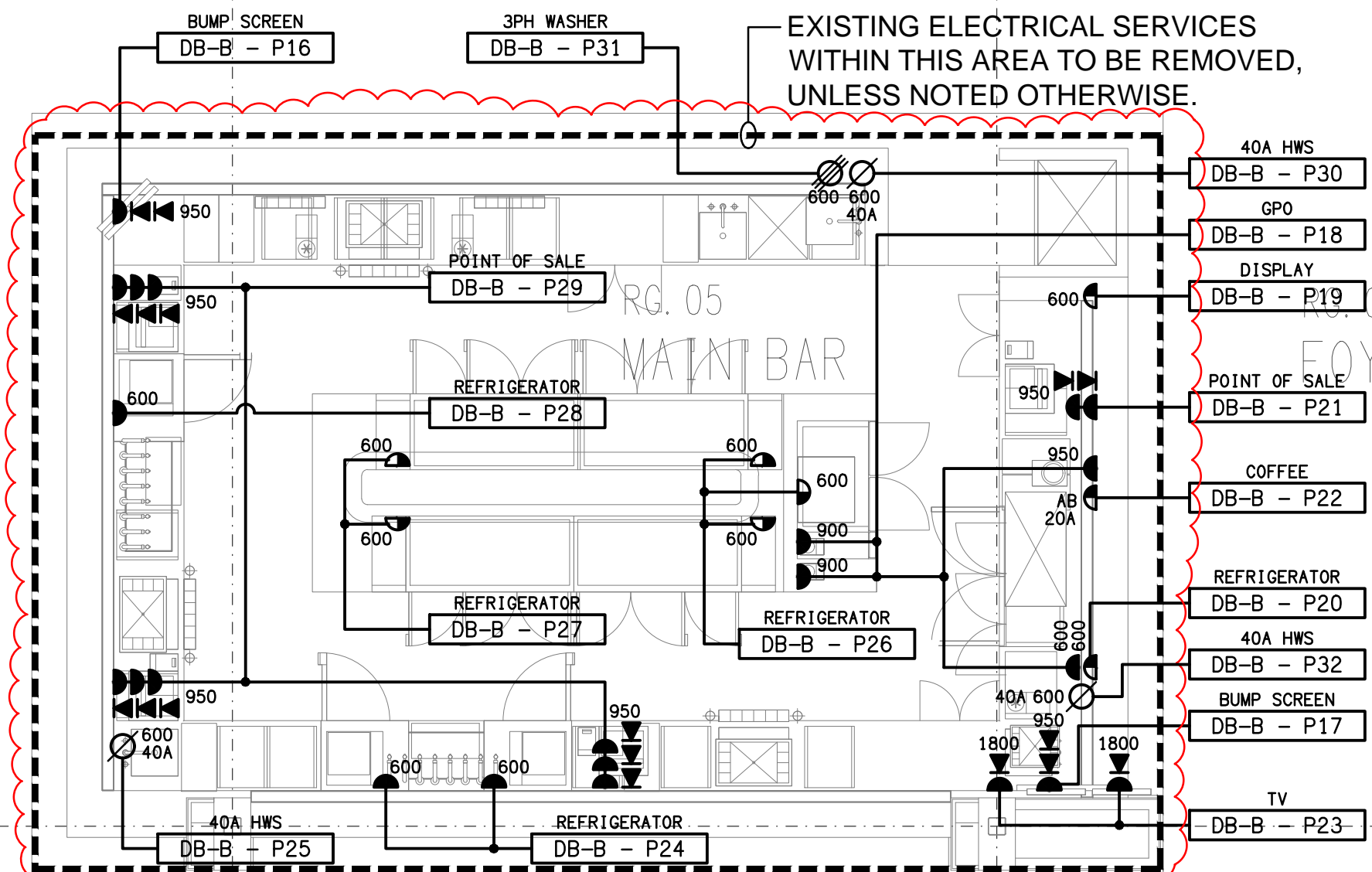




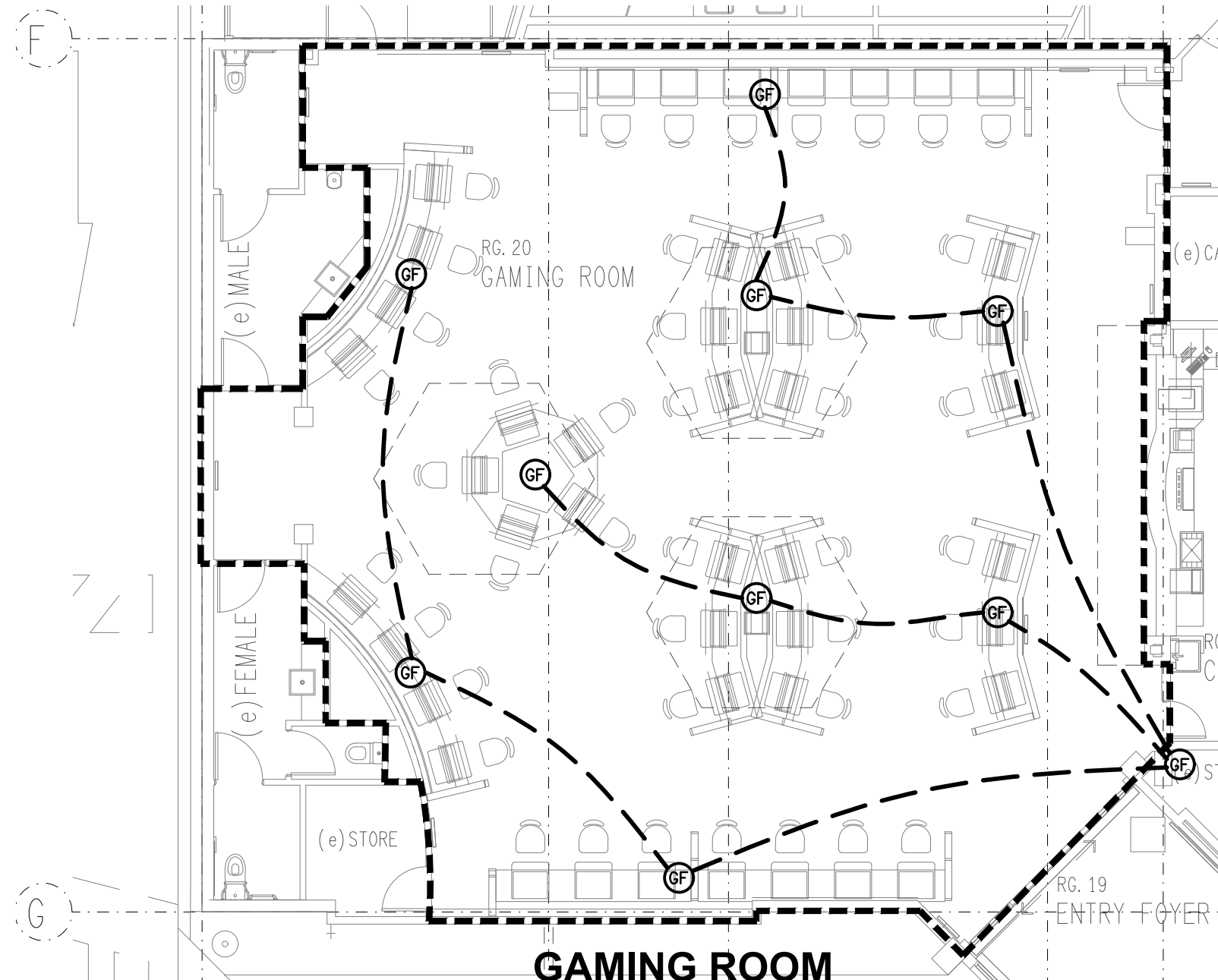




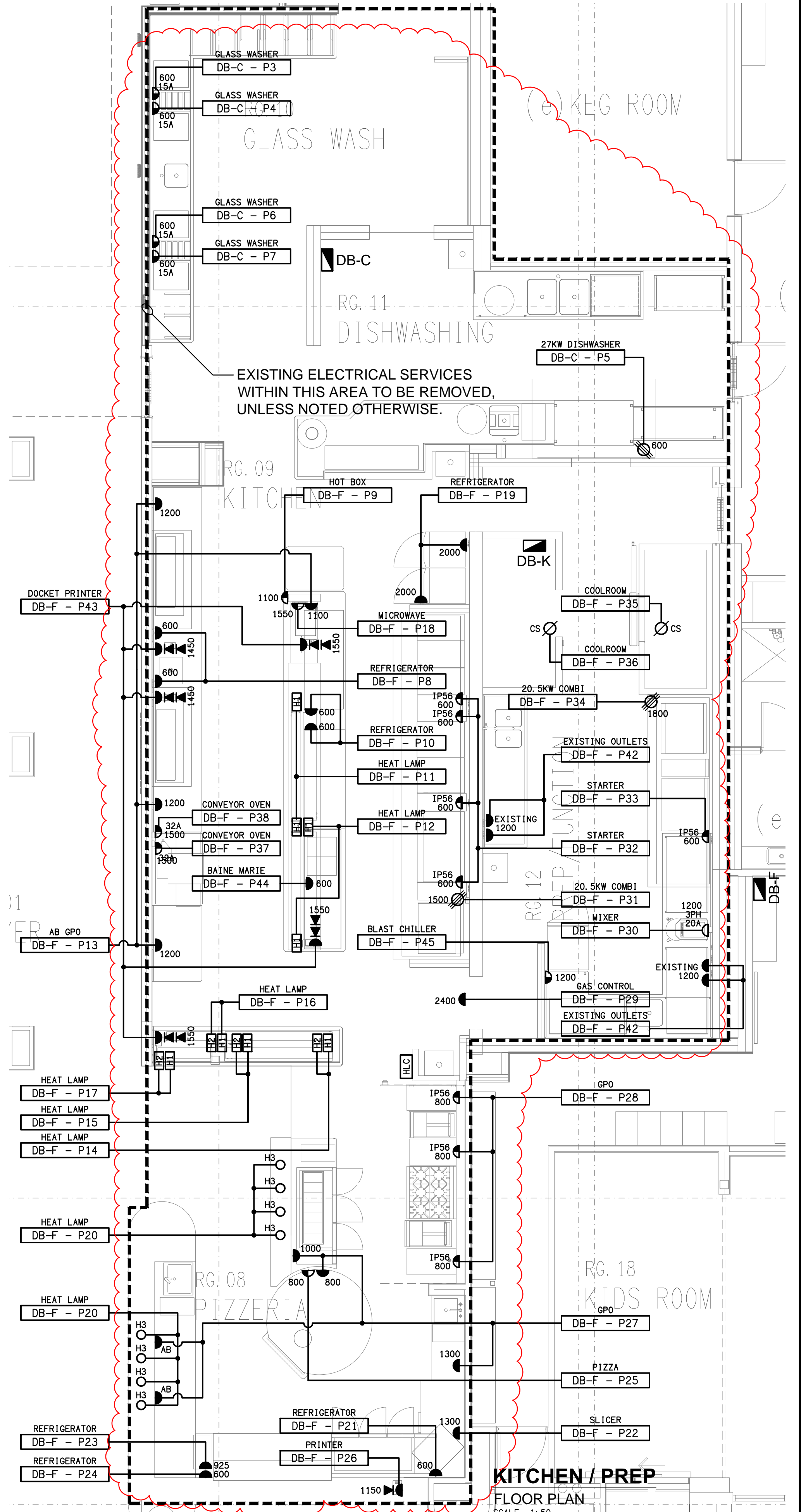
**GAMING ROOM**  
FLOOR PLAN  
SCALE 1:50



**MAIN BAR**  
FLOOR PLAN  
SCALE 1:50

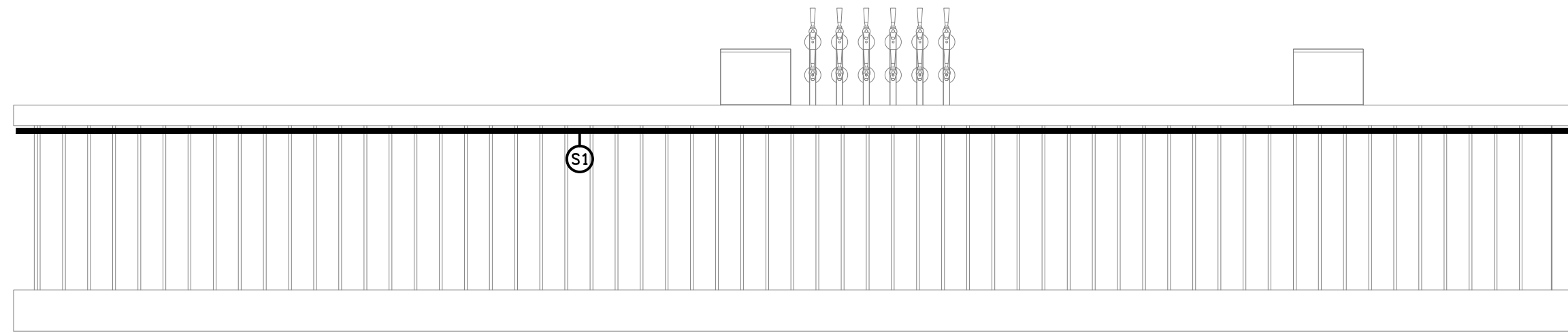


**GAMING ROOM**  
GAMING FIBRE PLAN  
SCALE 1:100

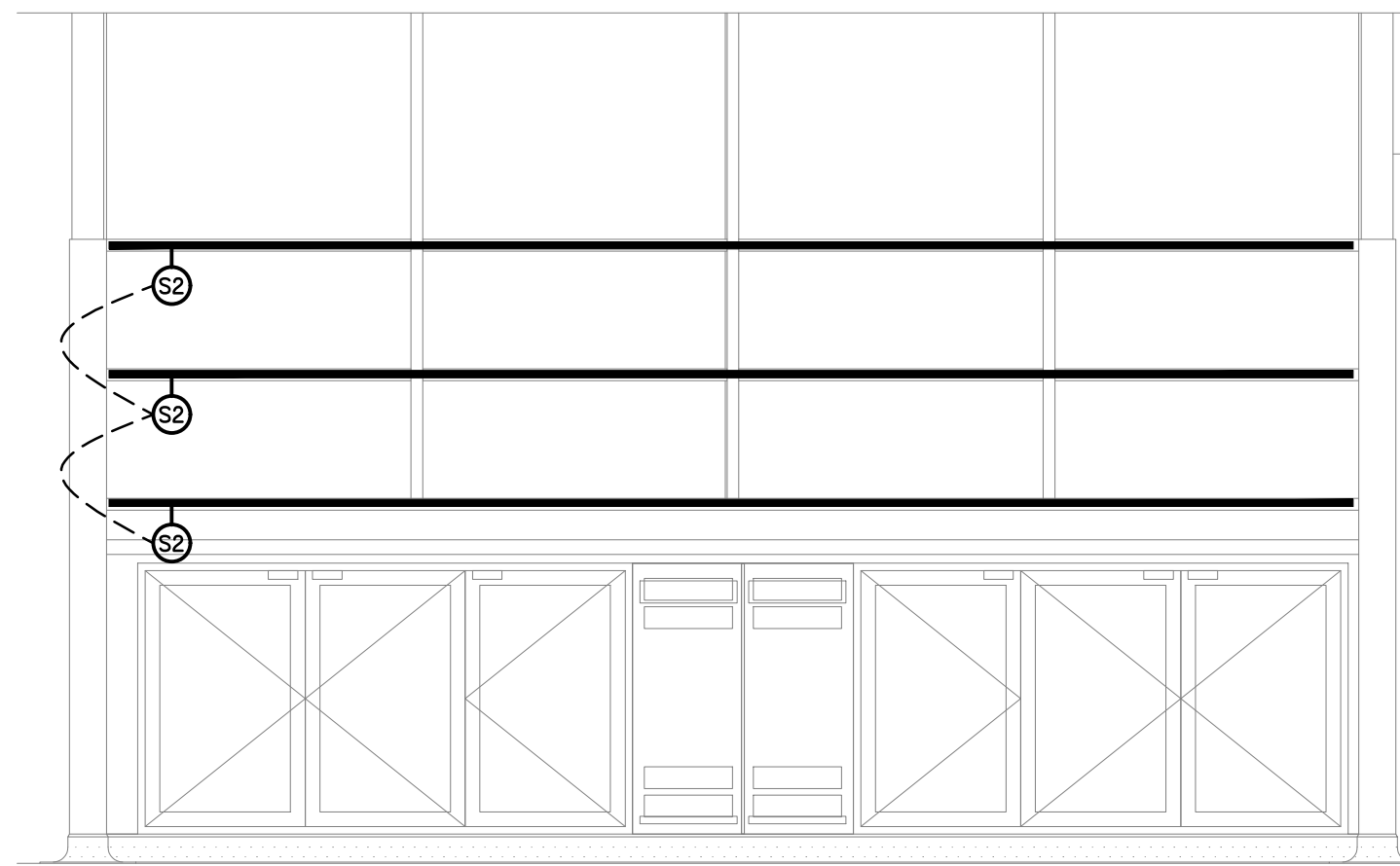


**KITCHEN / PREP**  
FLOOR PLAN  
SCALE 1:50

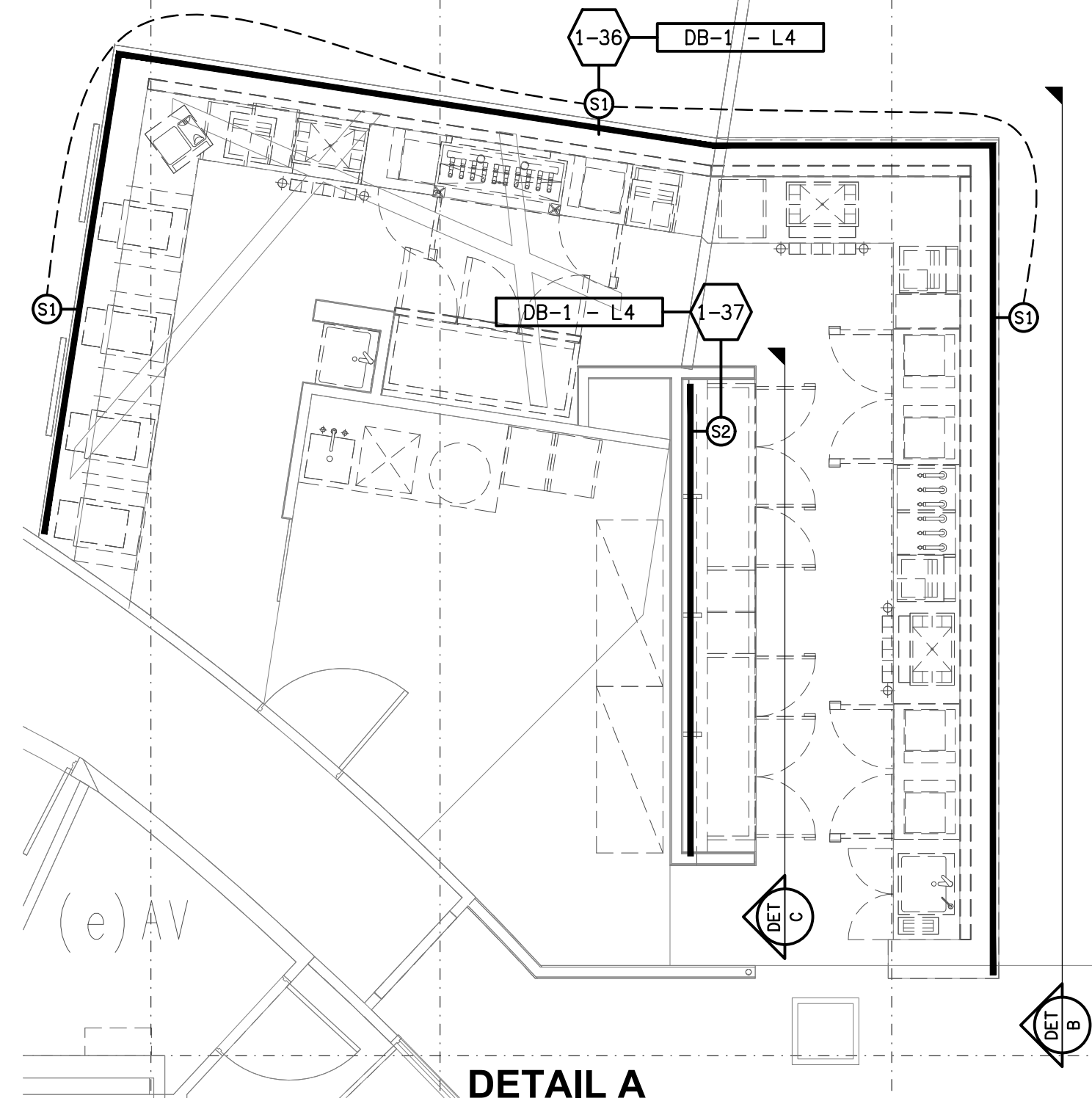




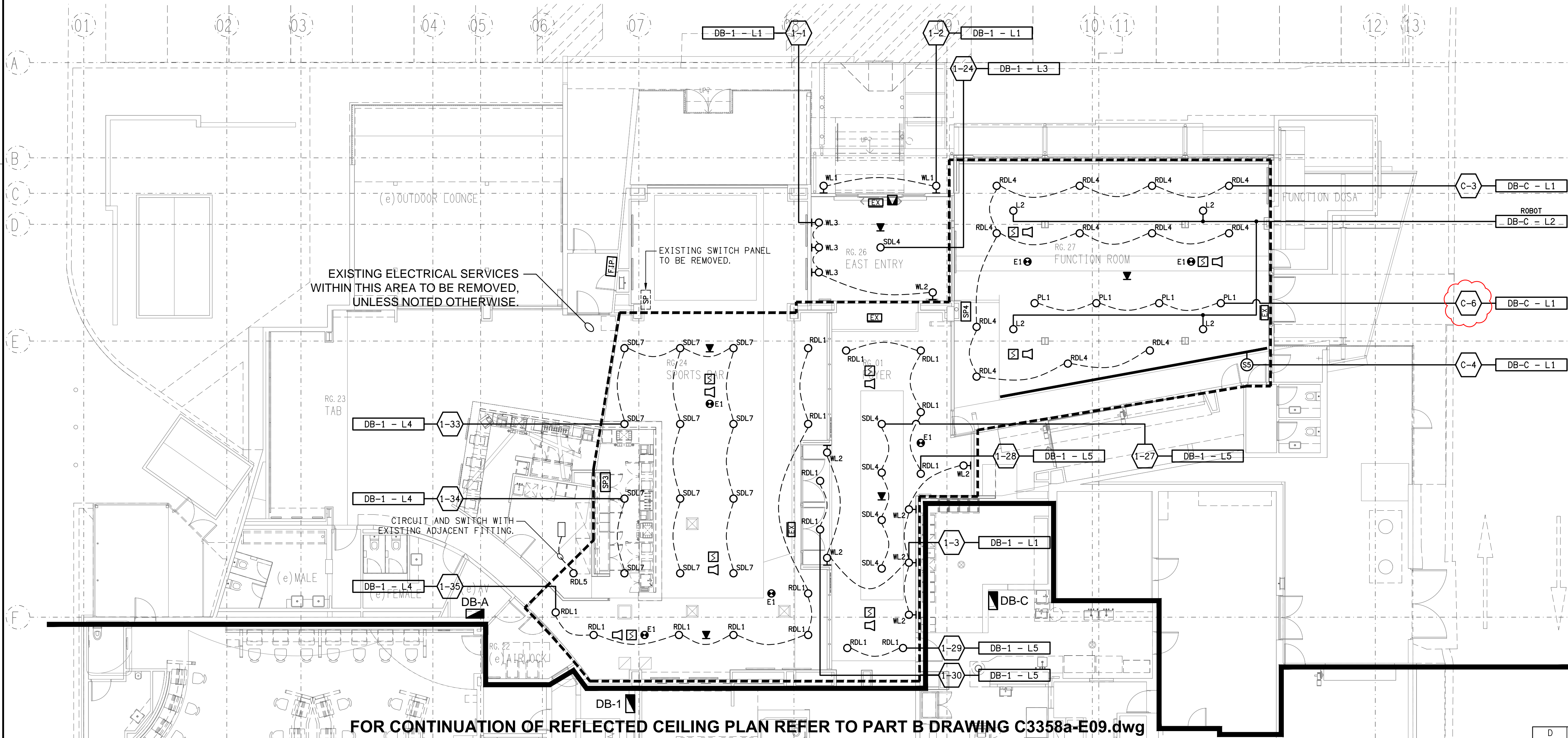
**DETAIL B**  
SPORTS BAR FRONT COUNTER ELEVATION  
SCALE 1:25



**DETAIL C**  
SPORTS BAR REAR WALL ELEVATION  
SCALE 1:25



**DETAIL A**  
SPORTS BAR LIGHTING PLAN  
SCALE 1:50



FOR CONTINUATION OF REFLECTED CEILING PLAN REFER TO PART B DRAWING C3358a-E09.dwg



FOR CONTINUATION OF REFLECTED CEILING PLAN REFER TO PART A DRAWING C3358a-E08.dwg

**NOTE:**  
REFER TO DRAWING C3358a-E10.dwg  
FOR ADDITIONAL JOINERY LIGHTING  
DETAILS.

EXISTING ELECTRICAL SERVICES  
WITHIN THIS AREA TO BE REMOVED,  
UNLESS NOTED OTHERWISE.

ELECTRICAL DESIGN GROUP BRISBANE  
PTY LTD  
ACN 092 710 793  
TRADING AS:  
ELECTRICAL DESIGN GROUP

THE COPYRIGHT OF THIS DRAWING  
REMAINS THE PROPERTY OF THE  
ELECTRICAL DESIGN GROUP.  
USE FIGURED DIMENSIONS  
IN PREFERENCE TO SCALE.  
ALL DIMENSIONS TO BE  
VERIFIED ON SITE.

**ELECTRICAL DESIGN GROUP**  
ELECTRICAL BUILDING SERVICES CONSULTANTS  
BRISBANE GOLD COAST

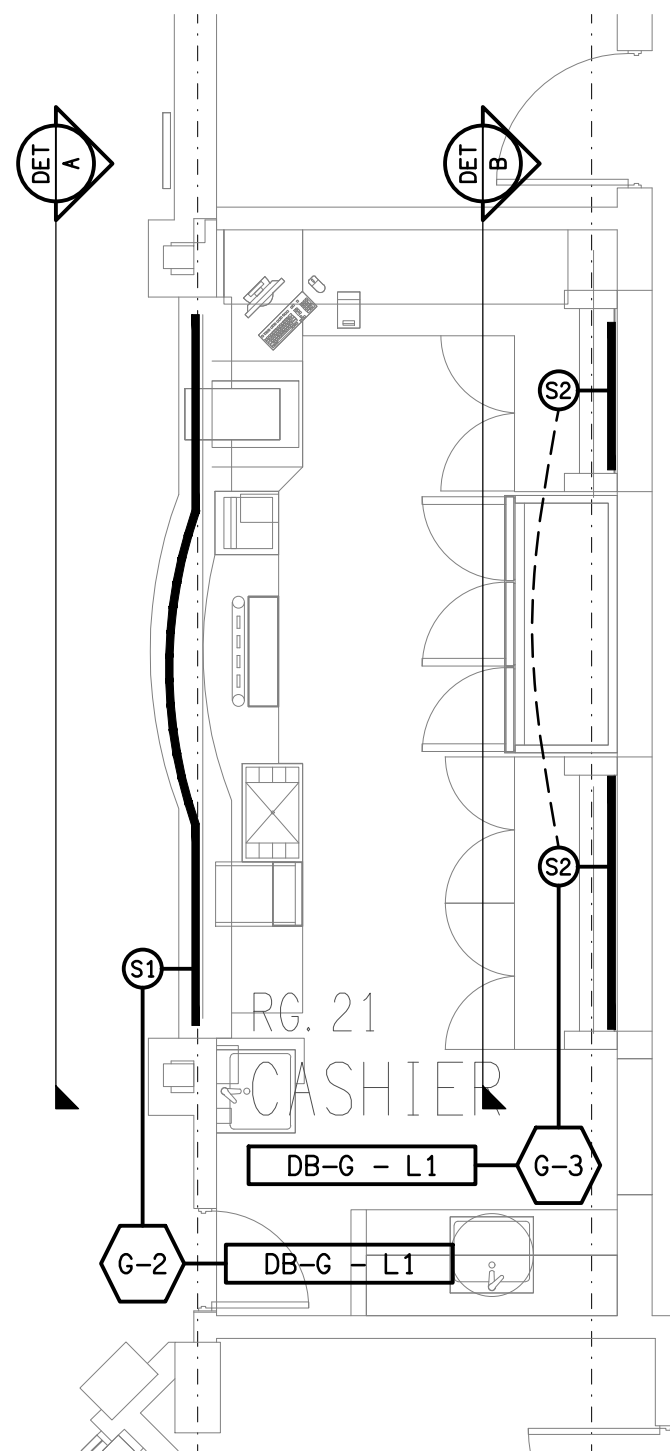
P.O. Box 15, Sherwood Q. 4075  
Phone: (07) 3278 4375  
Email: brisbane@edg.net.au  
Web: www.edg.net.au

PROJECT:  
**BRACKEN RIDGE TAVERN**

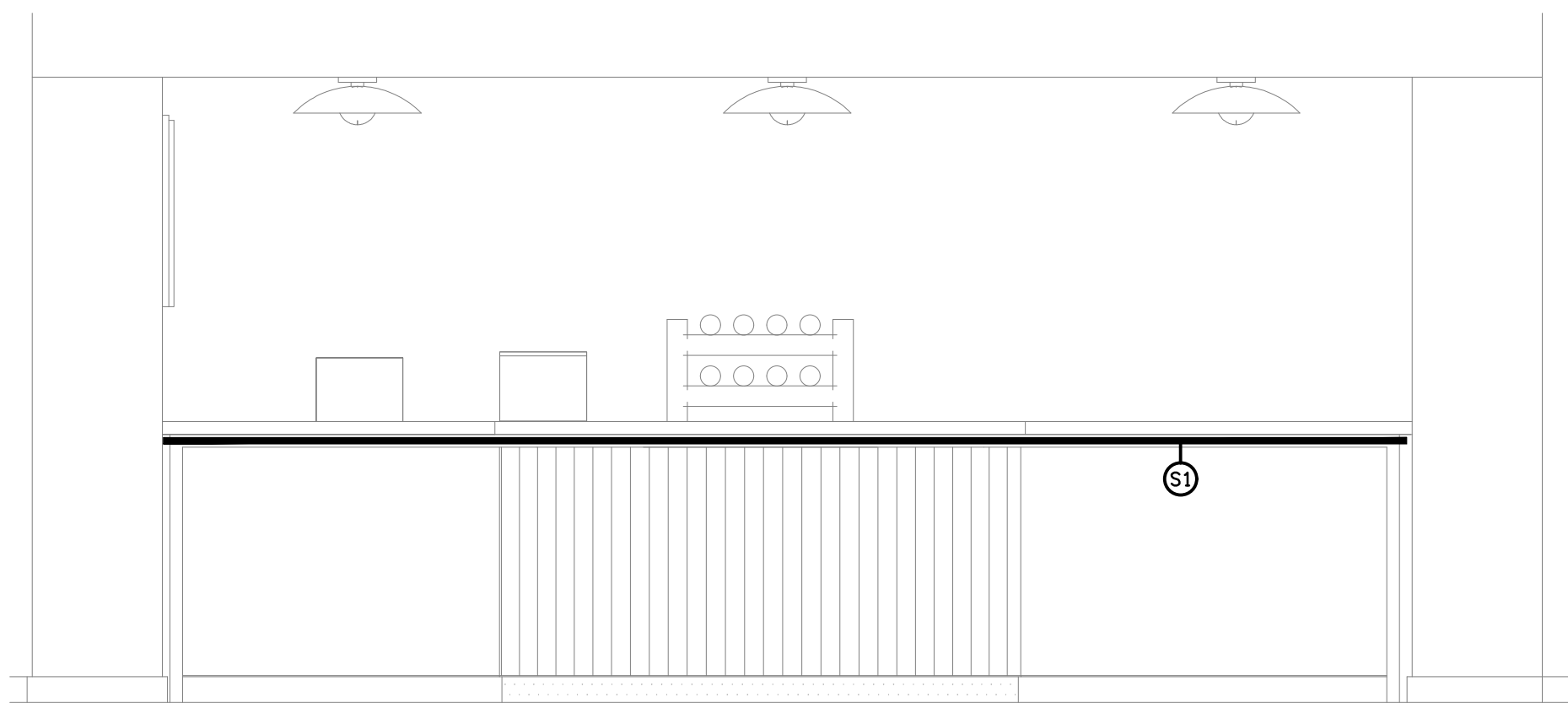
154 BARRETT STREET, BRACKEN RIDGE

G	CONSTRUCTION	14/08/2025
REV:	DESCRIPTION:	DATE:

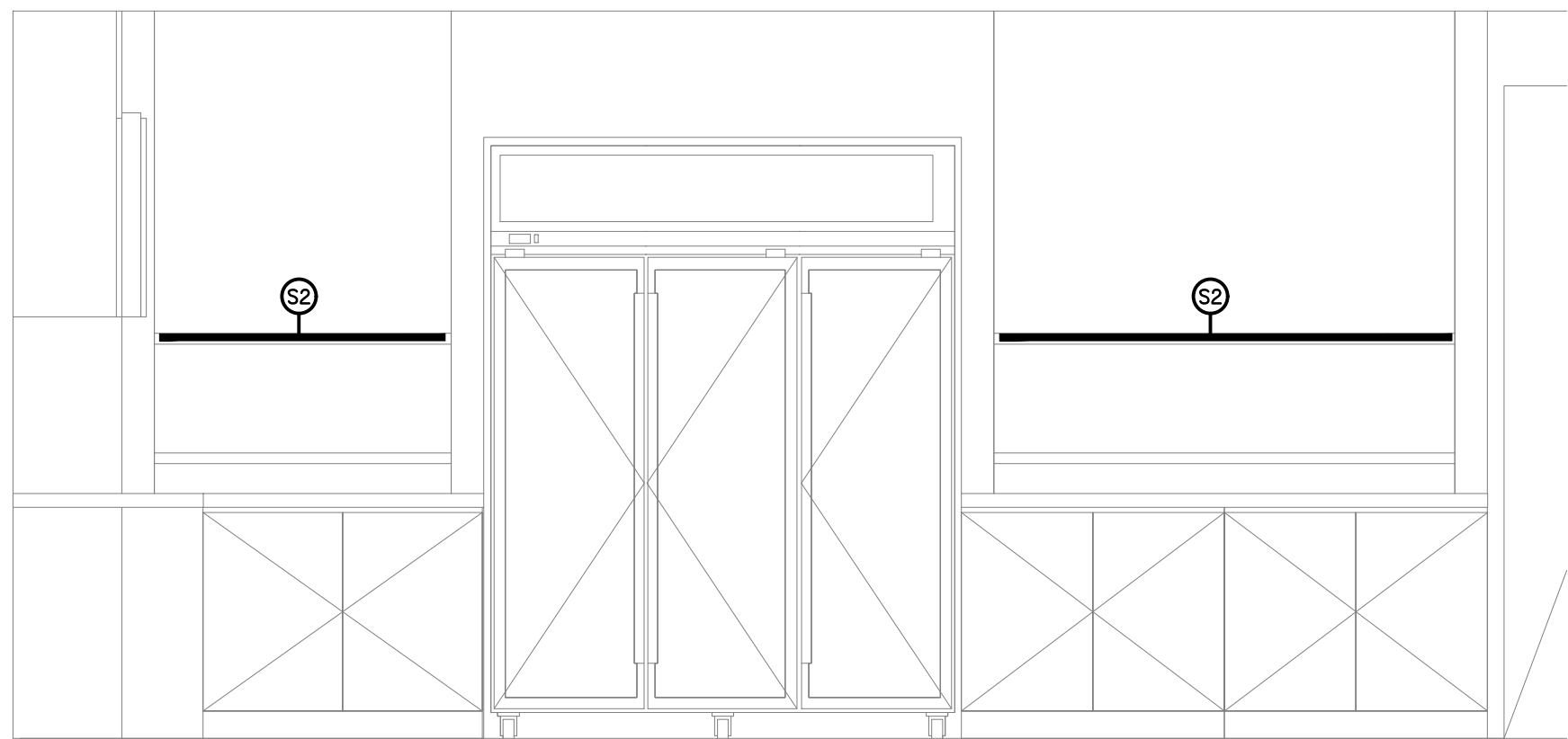
DRAWING: <b>ELECTRICAL SERVICES PART B REFLECTED CEILING PLAN</b>	PROJECT NO: <b>C3358a</b>	DRAWING NO: <b>E09</b>	REVISION: <b>G</b>
SCALE: 1:100 UNO	AT A1		



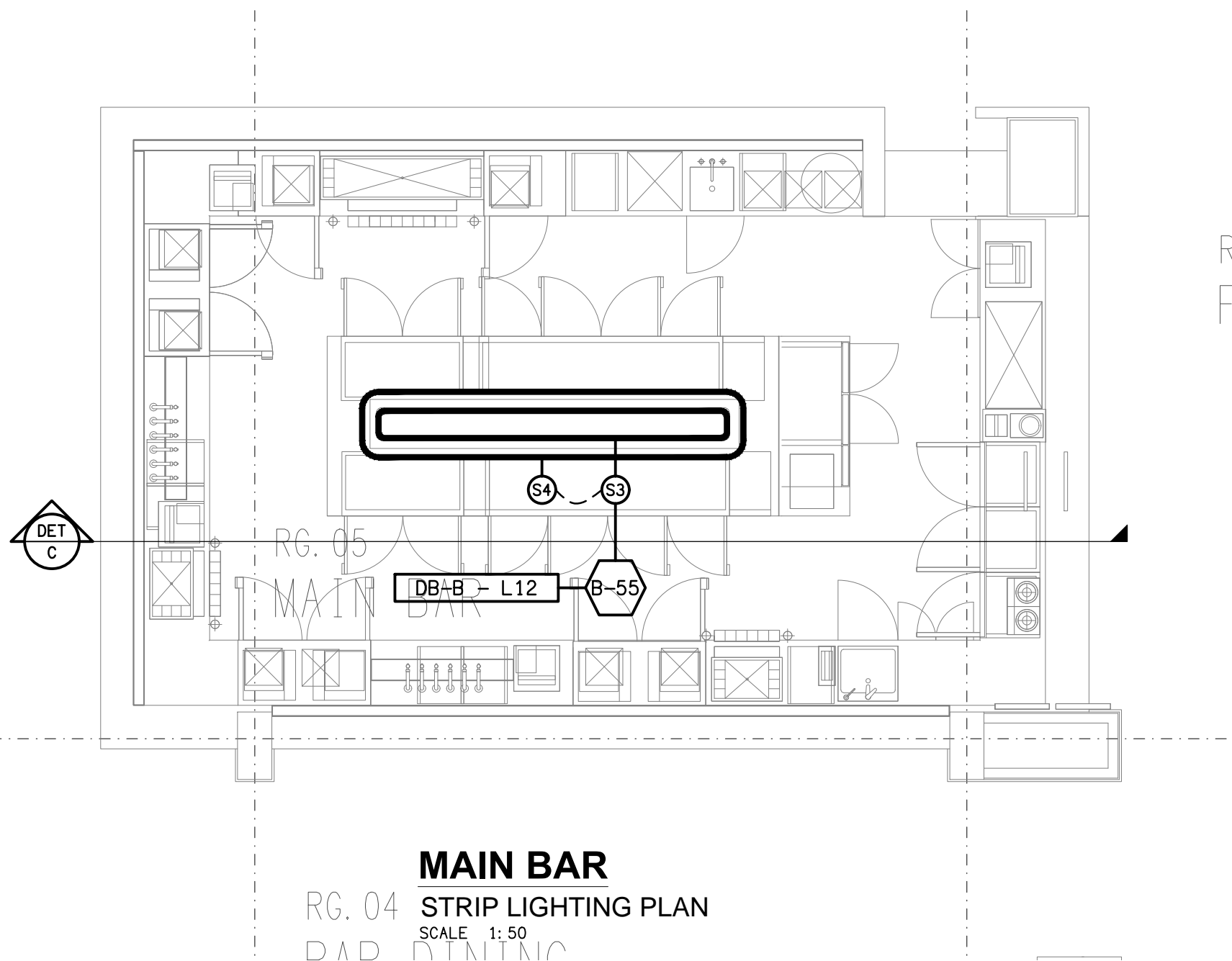
**CASHIER ROOM**  
STRIP LIGHTING PLAN  
SCALE 1: 50



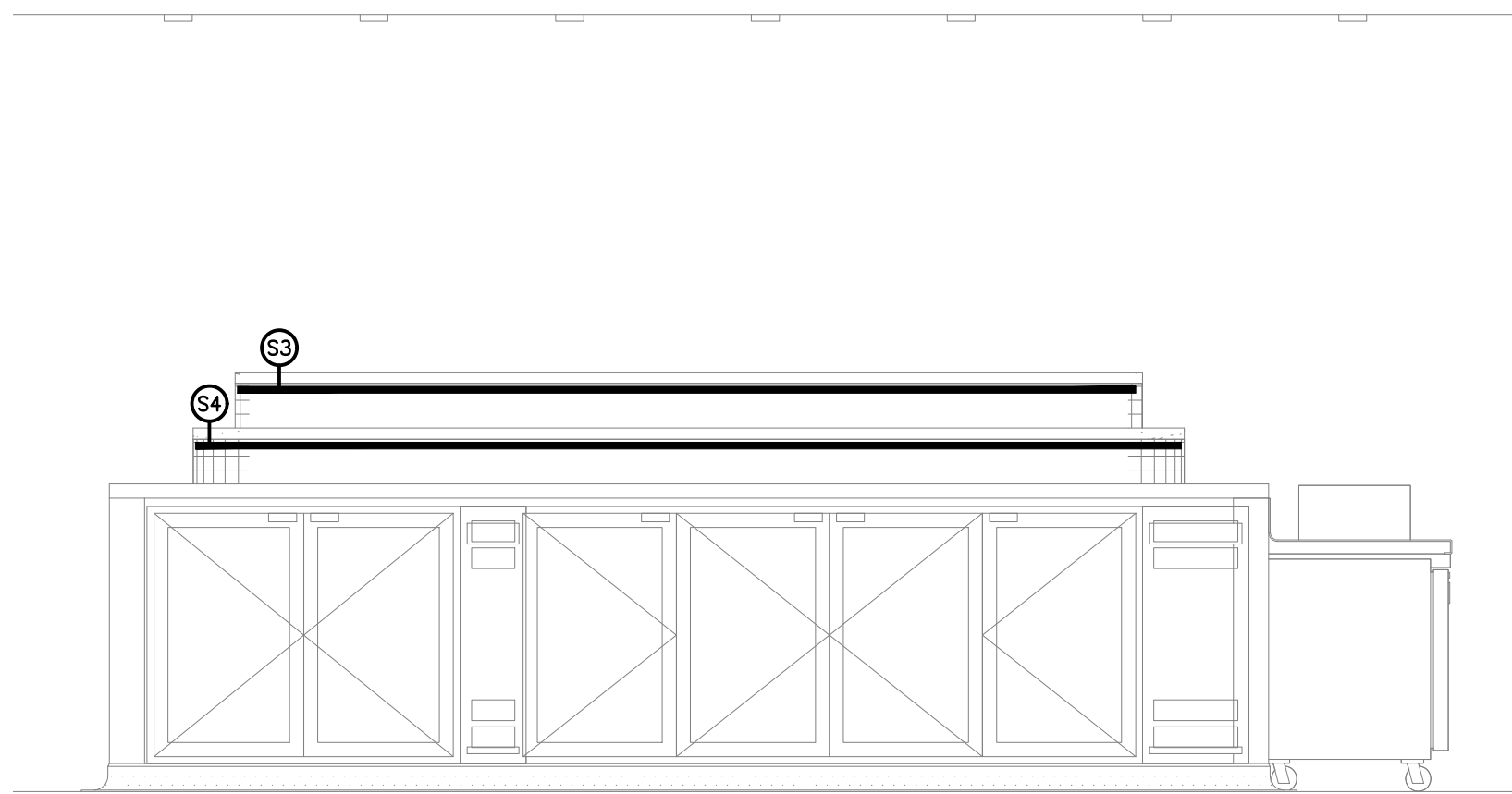
**DETAIL A**  
CASHIER FRONT COUNTER ELEVATION  
SCALE 1: 25



**DETAIL B**  
CASHIER REAR WALL ELEVATION  
SCALE 1: 25



**MAIN BAR**  
STRIP LIGHTING PLAN  
SCALE 1: 50



**DETAIL C**  
MAIN BAR DRINKS ISLAND ELEVATION  
SCALE 1: 25

ELECTRICAL DESIGN GROUP BRISBANE  
PTY LTD  
ACN 092 710 793  
TRADING AS:  
ELECTRICAL DESIGN GROUP

THE COPYRIGHT OF THIS DRAWING  
REMAINS THE PROPERTY OF THE  
ELECTRICAL DESIGN GROUP.  
USE FIGURED DIMENSIONS  
IN PREFERENCE TO SCALE.  
ALL DIMENSIONS TO BE  
VERIFIED ONSITE.

**ELECTRICAL DESIGN GROUP**  
ELECTRICAL BUILDING SERVICES CONSULTANTS  
BRISBANE GOLD COAST  
P.O.Box 15, Sherwood Q.4075  
Phone: (07) 3278 4375  
Email: brisbane@edg.net.au  
Web: www.edg.net.au

PROJECT:  
**BRACKEN RIDGE TAVERN**  
154 BARRETT STREET, BRACKEN RIDGE

C	CONSTRUCTION	13/05/2025
REV:	DESCRIPTION:	DATE:
DRAWING: <b>ELECTRICAL SERVICES</b> <b>PART B</b> <b>JOINERY LIGHTING DETAILS</b>		
SCALE: 1:50 UNO	AT A1	PROJECT NO: <b>C3358a</b> DRAWING NO: <b>E10</b> REVISION: <b>C</b>