



ELECTRICAL DESIGN GROUP

ELECTRICAL BUILDING SERVICES CONSULTANTS

P.O. Box 15, SHERWOOD Q. 4075

Phone: (07) 3278 4375

Website: www.edg.net.au Email: brisbane@edg.net.au

C3491a - ST PIUS PRIMARY SCHOOL, BANYO - HALL & GLA REFURBISHMENT

C3491a-0001(C).xls


ELECTRICAL SERVICES CONTRACT DOCUMENT SCHEDULE

REVISION C - 22 OCTOBER 2025

ISSUING INFORMATION				DATE OF ISSUE							
				DAY	19	01	22				
				MONTH	09	10	10				
				YEAR	25	25	25				
REASON FOR ISSUE				P	T						
A = APPROVAL C = CONSTRUCTION N = COORDINATION P = PRELIMINARY T = TENDER											

DISTRIBUTION				NUMBER OF COPIES							
WWW.EDG.NET.AU				1E	1E	1E					
CVN CONSULTANTS				1E	1E	1E					
P = PRINT T = TRACING D = DISC E = EMAIL F = FAX											

DOCUMENTS		REVISION									
C3491a-E01.dwg	LEGEND & SITE PLAN	A	B								
C3491a-E02.dwg	UNDERCROFT GLA PLANS	A	B	C							
C3491a-E03.dwg	HALL PLANS	A	B	C							
C3491a-E04.dwg	NOTES	A	B								
C3491a-0001.xls	CONTRACT DOCUMENT SCHEDULE	A	B	C							
C3491a-0002.xls	EQUIPMENT SCHEDULE		A	B							
C3491a-0004.xls	DISTRIBUTION BOARD DB-UCA SCHEDULE		A								



ELECTRICAL DESIGN GROUP

ELECTRICAL BUILDING SERVICES CONSULTANTS

P.O. Box 15, SHERWOOD Q. 4075

Phone: (07) 3278 4375 Fax: (07) 3716 0222

Web Site: www.edg.net.au Email: brisbane@edg.net.au


C3491a - ST PIUS PRIMARY SCHOOL, BANYO - HALL & GLA REFURBISHMENT

C3491a-0002(B).xls

ELECTRICAL EQUIPMENT SCHEDULE

REVISION B - 22 OCTOBER 2025

THE EQUIPMENT SUPPLIER CONTACT DETAILS MAY BE AVAILABLE ON THE EDG WEBSITE VIA THE FOLLOWING LINK www.edg.net.au/links.html					
TYPE	LAMPS	DESCRIPTION	COLOUR / ACCESSORY	CATALOGUE No	REV
L1	30W 3000K LED	300 x 1200 T-BAR LAY IN BACK LIT LED PANEL LIGHT C/W REMOTE DRIVER	WHITE	RAPID LED R3206-UGR19-30-CW	A
L2	30W 3000K LED	300 x 1200 LAY IN BACK LIT LED PANEL LIGHT C/W REMOTE DRIVER AND PLASTERBOARD RECESS KIT	WHITE	RAPID LED R3206-UGR19-30-CW + PB RECESS KIT	A
L3	24W LED 4000K	1200 LONG SURFACE MOUNTED IP65 DIFFUSED BATTEN C/W INTEGRAL ELECTRONIC CONTROL GEAR AND PRESENCE DETECTION SENSOR	LIGHT GREY	RAPID LED R3540-TRI	A
L4	25W/m 4620lm/m LED 4000K	SURFACE MOUNTED OPAL DIFFUSED EXTRUSION THE FITTING IS TO BE MOUNTED ON THE SIDE OF THE BULKHEAD AS PER THE L4 LIGHT MOUNTING DETAIL THE LENGTH OF EACH L4 SECTION IN NOTED ON THE DRAWING	WHITE	HAWCO 120 VANDAL 25W/M	A
L5	EXISTING SURFACE MOUNTED BATTEN LIGHTS TO BE REMOVED				A
L6	25W/m 4620lm/m LED 4000K	800 LONG VERTICALLY RECESSED OPAL DIFFUSED EXTRUSION C/W REMOTE DALI DIMMABLE DRIVER CONFIRM THE MOUNTING HEIGHT ON SITE WITH THE ARCHITECT	WHITE	HAWCO 120 VANDAL 25W/M C/W RECESS TRIM KIT	A
L7	18W 4000K LED	RECESSED DOWNLIGHT C/W REMOTE DRIVER	WHITE	RAPID LED R1354 18W	A
L8	15W 4000K LED	RECESSED ADJUSTABLE DOWNLIGHT C/W REMOTE DRIVER	WHITE	RAPID R1074 15W	A
L9	20W 4000K LED	EXTERNAL WALL MOUNTED DOWNLIGHT LIGHT C/W INTEGRAL DRIVER. CONFIRM THE MOUNTING HEIGHT ON SITE WITH EH ARCHITECT	BLACK	RAPID LED HENDRIX-20	A
E1	LED	EMERGENCY LIGHT: RECESSED NON-MAINTAINED EMERGENCY LIGHT. AS2293 CLASSIFICATION C0-D40 - C90-D40.	WHITE	CLEVERTRONICS CLIFE	A
E2	LED	EXIT LIGHT: MAINTAINED 24M VIEWING DISTANCE EXIT LIGHT C/W DIFFUSERS & DIRECTIONAL ARROWS AS SHOWN. WALL MOUNT BETWEEN 2100mm & 2700mm AFFL AS2293 CLASSIFICATION C0-D3.2- C90-E8	WHITE	CLEVERTRONICS LVELED-FM-HV	A
EX	LED	EXIT LIGHT: MAINTAINED 24M VIEWING DISTANCE EXIT LIGHT C/W DIFFUSERS & DIRECTIONAL ARROWS AS SHOWN. WALL MOUNT BETWEEN 2100mm & 2700mm AFFL AS2293 CLASSIFICATION C0-D3.2- C90-E8	WHITE	CLEVERTRONICS LSBLED	B
CHANNEL x		CONTROL CHANNEL WITH A NUMERICAL REFERENCE. REFER TO THE POWER AND LIGHTING CONTROL SCHEMATIC / SCHEDULE			A



ELECTRICAL DESIGN GROUP

ELECTRICAL BUILDING SERVICES CONSULTANTS

P.O. Box 15, SHERWOOD Q. 4075

Phone: (07) 3278 4375 Fax: (07) 3716 0222

Web Site: www.edg.net.au Email: brisbane@edg.net.au


C3491a - ST PIUS PRIMARY SCHOOL, BANYO - HALL & GLA REFURBISHMENT

C3491a-0002(B).xls

ELECTRICAL EQUIPMENT SCHEDULE

REVISION B - 22 OCTOBER 2025

THE EQUIPMENT SUPPLIER CONTACT DETAILS MAY BE AVAILABLE ON THE EDG WEBSITE VIA THE FOLLOWING LINK www.edg.net.au/links.html					
TYPE	LAMPS	DESCRIPTION	COLOUR / ACCESSORY	CATALOGUE No	REV
LIGHTING CONTROL SWITCH PANEL (SP1)		MULTI GANG SWITCH PANEL C/W BLACK ENGRAVED TEXT CONFIGURED AS PER THE SP1 SCHEMATIC AND ELEVATION. WALL MOUNTED AT 1000mm AFFL UNLESS NOTED OTHERWISE.	WHITE	CLIPSAL C2000 SERIES	A
ONE-WAY DALI LIGHT SWITCH		ONE-WAY DALI LIGHT SWITCH / DIMMER C/W CIRCUIT IDENTIFICATION ON THE FACEPLATE BEHIND THE SURROUND MOUNTED AT 1000mm AFFL UNLESS NOTED OTHERWISE.	WHITE	CLIPSAL C2000 SERIES FACEPLATE CDAL31M2PB	A
ONE-WAY SWITCH		ONE-WAY 20A SWITCH C/W CIRCUIT IDENTIFICATION ON THE FACEPLATE BEHIND THE SURROUND MOUNTED AT 1000mm AFFL UNLESS NOTED OTHERWISE.	WHITE	CLIPSAL C2000 SERIES FACEPLATE	A
TWO-WAY SWITCH		TWO-WAY LIGHT SWITCH C/W CIRCUIT IDENTIFICATION ON THE FACEPLATE BEHIND THE SURROUND MOUNTED AT 1000mm AFFL UNLESS NOTED OTHERWISE.	WHITE	CLIPSAL C2000 SERIES FACEPLATE	A
CLASSROOM CEILING FAN (F1)		1200 DIA 4 BLADE CEILING FAN C/W RIGID J HOOK SUSPENSION KIT. SUSPEND SUCH THAT THE BOTTOM OF THE FAN IS AT 2700mm AFFL.	WHITE FAN & SUSPENSIONS	CLIPSAL AIRFLOW 4HS1200-WH	A
CLASSROOM FAN SPEED CONTROLLER		WALL MOUNTED AT 1000 AFFL 3 SPEED + OFF ROTARY FAN CONTROLLER CONFIGURED TO CONTROL THE NOMINATED FANS PROVIDE WRITTEN CONFIRMATION FROM THE MANUFACTURER THE CONTROLLER IS CAPABLE OF CONTROLLING THE ASSOCIATED QUANTITY OF F2 FANS	WHITE	CLIPSAL C2000	A
HALL CEILING FAN (F2)		3700 DIA CEILING FAN C/W 23Ph MOTOR AND CEILING MOUNTING SYSTEM CONNECT THE FAN TO THE ASSOCIATED CONTROLLER VIA THE INTERLINKED CAT 6 CABLE	SILVER	BIG ASS FANS PFX4-12	A
HALL CEILING FAN CONTROLLER (FC)		FAN CONTROLLER MOUNTED AT 1000mm AFFL.	BLACK	BIG ASS FANS BAFCON CONTROLLER	A
SPECIAL POWER OUTLET		SPECIAL PURPOSE POWER OUTLET RATING AND CONFIGURATION AS NOTED MOUNT AT 300 AFFL UNLESS NOTED OTHER WISE			A
SINGLE POWER OUTLET		SINGLE POWER OUTLET C/W CIRCUIT IDENTIFICATION ON THE FACEPLATE BEHIND THE SURROUND MOUNT ABOVE BENCH U.N.O.	WHITE	CLIPSAL C2000 SERIES	A
DOUBLE POWER OUTLET		DOUBLE POWER OUTLET C/W CIRCUIT IDENTIFICATION ON THE FACEPLATE BEHIND THE SURROUND MOUNT ABOVE BENCH U.N.O	WHITE	CLIPSAL C2000 SERIES	A
SINGLE-PHASE ISOLATOR		SINGLE-PHASE WEATHERPROOF ISOLATOR. MOUNT AT 1350mm AFFL U.N.O. RATING 20A U.N.O. CONNECT TO EQUIPMENT VIA FLEXIBLE CONDUIT.	-	CLIPSAL WHT20	A



ELECTRICAL DESIGN GROUP

ELECTRICAL BUILDING SERVICES CONSULTANTS

P.O. Box 15, SHERWOOD Q. 4075

Phone: (07) 3278 4375 Fax: (07) 3716 0222

Web Site: www.edg.net.au Email: brisbane@edg.net.au


C3491a - ST PIUS PRIMARY SCHOOL, BANYO - HALL & GLA REFURBISHMENT

C3491a-0002(B).xls

ELECTRICAL EQUIPMENT SCHEDULE

REVISION B - 22 OCTOBER 2025

THE EQUIPMENT SUPPLIER CONTACT DETAILS MAY BE AVAILABLE ON THE EDG WEBSITE VIA THE FOLLOWING LINK www.edg.net.au/links.html					
TYPE	LAMPS	DESCRIPTION	COLOUR / ACCESSORY	CATALOGUE No	REV
THREE-PHASE ISOLATOR		THREE-PHASE WEATHERPROOF ISOLATOR. MOUNT AT 1350mm AFFL U.N.O. RATING 20A U.N.O. CONNECT TO EQUIPMENT VIA FLEXIBLE CONDUIT. "RSD" DENOTES ROLLER SHUTTER DOOR SUPPLY - COORDINATE LOCATION ONSITE WITH MOTOR.	-	CLIPSAL WHT35	A
COMMUNICATIONS RACK CR-UCA		UPDATE THE EXISTING WALL MOUNTED COMMUNICATIONS RACK WITH NEW PATCH PANELS TO MATCH THE EXISTING AS NECESSARY TO ACCOMMODATE THE NEW COMMUNICATIONS OUTLETS.			A
COMMUNICATIONS OUTLET		RJ45 CAT-6 COMMUNICATIONS OUTLET, CABLED BACK TO A PATCH PANEL IN CR-UCA VIA 4-PAIR CAT-6 UTP CABLE. MOUNT UP TO 3 RJ45 OUTLETS PER MULTI-GANG FACEPLATE WITH SEPARATE PERMANENT LABELLING FOR EACH OUTLET. MOUNT ABOVE BENCH UNLESS NOTED OTHERWISE	WHITE	CLIPSAL C2000 SERIES	A
RECESS KIT (RK)		VERTICALLY ORIENTATED WALL BOX TO ALLOW THE OUTLET TO BE RECESSED WITHIN THE WALL CAVITY	WHITE	REPELEC RECWP1WH	A
CAT 6 CONTROL CABLE		PROVIDE AN UNTERMINATED CAT-6 CABLE FROM EACH FAN TO A WALL BOX MOUNTED AT 1000 AFFL FOR THE FAN CONTROLS. PROVIDE 1M SLACK AT THE WALL BOX AND 3M SLACK AT THE FAN.			A
DB-UCA		EXISTING DISTRIBUTION BOARD DB-UCA TO BE REPLACED REFER TO THE NOTES AND DISTRIBUTION BOARD DB-A SCHEDULE FOR ADDITIONAL INFORMATION AND REQUIREMENTS.			A
PROJECTOR (P)		EXISTING PROJECTOR OUTLETS / SERVICES TO BE RELOCATED ONTO THE NEW LINING.			A
EXISTING SPEAKER TO BE REMOVED		EXISTING SCHOOL BELL / PA SPEAKER TO BE REMOVED.			A
EXISTING HORN SPEAKER TO BE REMOVED		EXISTING SCHOOL BELL / PA HORN SPEAKER TO BE REMOVED.			A
SCHOOL BELL PA SPEAKER		RECESSED 265 DIA DUAL CONE SPEAKER C/W 100V MULTI-TAP TRANSFORMER AND FLUSH GRILLE. EACH SPEAKER IS TO BE WIRED IN STAR CONFIGURATION TO THE EXISTING SCHOOL BELL PA SYSTEM AMPLIFIER	WHITE GRILLE	EQUAL TO BOSCH LBC 3099/41	A
EXISTING AUDIO SYSTEM SPEAKER		EXISTING HALL AUDIO SYSTEM SPEAKER TO BE RELOCATED ONTO THE NEW LINING.			A
HEARING AUGMENTATION (HA)		WALL MOUNTED REDCAT / UCONNECT HEARING AUGMENTATION SYSTEM BY ASV AUDIO VISUAL			A
EXISTING MOTORISED SCREEN (MS)		EXISTING MOTORISED SCREEN OUTLETS / SERVICES TO BE RELOCATED ONTO THE NEW LINING.			A
EXISTING HOOP SERVICES (H)		EXISTING BASKET BALL HOOP SERVICES TO REMAIN AS IS.			A



ELECTRICAL DESIGN GROUP

ELECTRICAL BUILDING SERVICES CONSULTANTS

P.O. Box 15, SHERWOOD Q. 4075

Phone: (07) 3278 4375 Fax: (07) 3716 0222

Web Site: www.edg.net.au Email: brisbane@edg.net.au


C3491a - ST PIUS PRIMARY SCHOOL, BANYO - HALL & GLA REFURBISHMENT

C3491a-0002(B).xls

ELECTRICAL EQUIPMENT SCHEDULE

REVISION B - 22 OCTOBER 2025

THE EQUIPMENT SUPPLIER CONTACT DETAILS MAY BE AVAILABLE ON THE EDG WEBSITE VIA THE FOLLOWING LINK www.edg.net.au/links.html					
TYPE	LAMPS	DESCRIPTION	COLOUR / ACCESSORY	CATALOGUE No	REV
EXISTING HOOP CONTROL SERVICES (HC)		EXISTING BASKET BALL HOOP CONTROL SERVICES TO REMAIN AS IS.			A
SECURITY DATA GATHERING PANEL (DGP)		SECURITY SYSTEM PANELS AS NECESSARY TO ACCOMMODATE THE ADDITIONAL DETECTORS			A
SECURITY DUAL TECH INTRUDER DETECTOR		DUAL-TECHNOLOGY MOVEMENT DETECTORS WALL MOUNTED AS PER THE MANUFACTURER'S SPECIFICATION. CONNECT TO THE LOCAL SECURITY EQUIPMENT WITH ONE DETECTOR PER ZONE. PROGRAM THE SECURITY SYSTEM AS REQUIRED TO ACCOMMODATE THE NEW DETECTORS AND CHANGES TO THE SATISFACTION OF THE SCHOOL. SUBMIT DETAILS OF THE DETECTORS INCLUDING THE MOUNTING ARRANGEMENTS FOR APPROVAL PRIOR TO ORDERING.			A
SECURITY PIEZO		EXISTING SECURITY PIEZO SIREN TO BE RELOCATED / REPLACED WITH A NEW FLUSH RECESSED PIEZO SIREN.			A
CCTV CAMERA		EXISTING CCTV CAMERA AND CABLE TO BE RELOCATED ONTO THE NEW LINING.			A



ELECTRICAL DESIGN GROUP

ELECTRICAL BUILDING SERVICES CONSULTANTS

P.O. Box 15, SHERWOOD Q. 4075

Phone: (07) 3278 4375 Fax: (07) 3716 0222

Web Site: www.edg.net.au Email: brisbane@edg.net.au

C3491a - ST PIUS PRIMARY SCHOOL, BANYO - HALL & GLA REFURBISHMENT





































C3491a-0004(A).xls

DISTRIBUTION BOARD DB-UCA

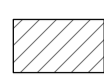
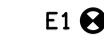
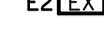



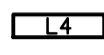



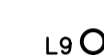


REVISION A - 01 OCTOBER 2025

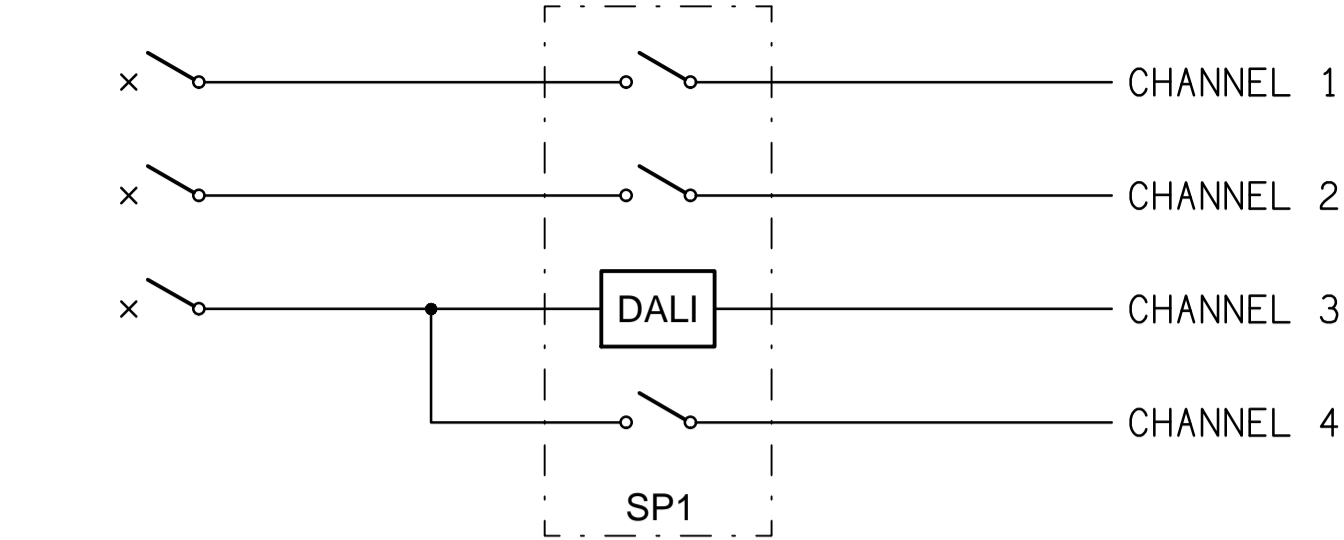
FAULT CURRENT: 6KA CHASSIS SIZE: 84 POLE CHASSIS RATING: 250A PHASES: 3 MAIN SWITCH: 250 NON AUTO LOAD BREAK SUPPLY CABLE: EXISTING SOURCE: MDB							REV
							A
							A
							A
REPLACE TEH EXISTING DISTRIBUTION BOARD WITH A LARGER BOARD RECONNECTING ALL OF THE EXISTING REMAIN INF CIRCUITS AND SUBMAINS. REFER TO THE EQUIPMENT SCHEDULE AND NOTES FOR ADDITIONAL REQUIREMENTS. PROVIDE THE DB WITH A FULL WIDTH EMPTY DIN RAIL TO ACCOMMODATE FUTURE CONTACTORS AND CONTROLS IN ADDITION TO THE CONTROLS INCLUDING THE DYNALITE EQUIPMENT PROVIDED AS PART OF THE INITIAL WORKS. PROVIDE THE DB WITH AN AS2293 EMERGENCY LIGHTING CONTROL SYSTEM TO CONTROL THE ASSOCIATED EMERGENCY LIGHTS. PROVIDE THE DB WITH SURGE PROTECTION. ENSURE THE SCHEDULE INCLUDES THE CIRCUIT USE AND LOCATION.							A
CIRC	PH	CIRCUIT BREAKER (amps)	CONTROL EQUIPMENT	CABLE SIZE (mm2)	LOCATION	CIRCUIT USE	
P1	1	20	RCBO	2.5	MPR 1	GPO	A
P2	3	20	RCBO	2.5	MPR 1	AC	A
P3	1	20	RCBO	2.5	MPR 2	GPO	A
P4	3	20	RCBO	2.5	MPR 2	AC	A
P5	1	20	RCBO	2.5	HALL	GPO	A
P6	1	20	RCBO	2.5	HALL	GPO	A
P7	3	20	RCBO	2.5	HALL	FAN	A
P8	3	20	RCBO	2.5	HALL	FAN	A
P9	3	20	RCBO	2.5	HALL	FAN	A
L1	1	20	RCBO	2.5	MPR 1	LIGHTS	A
L2	1	20	RCBO	2.5	MPR 2	LIGHTS	A
L3	1	20	RCBO	2.5	LOWER LEVEL	LIGHTS	A
L4	1	20	RCBO	2.5	HALL	LIGHTS	A
L5	1	20	RCBO	2.5	HALL	LIGHTS	A
L6	1	20	RCBO	2.5	HALL	LIGHTS	A
L7	1	20	RCBO PE CELL ON DUSK OFF DAWN	2.5	EXTERNAL	SECURITY	A

LEGEND

-  ELECTRICAL SERVICES SWITCHBOARD.
-  SWITCHBOARD / CONTROL PANEL NOT PROVIDED AS PART OF THE ELECTRICAL SUBCONTRACT.
-  SINGLE POWER OUTLET.
-  DOUBLE POWER OUTLET.
-  SPECIAL PURPOSE POWER OUTLET.
-  SINGLE PHASE ISOLATOR.
-  THREE PHASE ISOLATOR.
-  DALI MANUAL POT SWITCH DIMMER.
-  LIGHTING CONTROL SWITCH PANEL.
-  ONE-WAY LIGHT SWITCH.
-  TWO-WAY LIGHT SWITCH.
-  CIRCUIT LINE.
-  SWITCH LINE.
-  POWER CIRCUIT DESIGNATION. DENOTES DB AND CIRCUIT.
-  LIGHTING CONTROL CHANNEL REFERENCE.
-  ELECTRICAL EQUIPMENT AS NOTED.
-  RECESS KIT OUTLET.
-  RJ45 COMMUNICATIONS OUTLET.
-  CAT-6 LINK CABLE.
-  CCTV CAMERA TO BE RELOCATED.
-  SECURITY DATA GATHERING PANEL.
-  SECURITY DIRECTIONAL MOTION DETECTOR.
-  SECURITY PIEZO SIREN TO BE RELOCATED.
-  EXISTING SCHOOL BELL PA HORN TO BE REMOVED.
-  EXISTING SCHOOL BELL PA SPEAKER TO BE REMOVED.
-  RECESSED SCHOOL BELL PA CEILING SPEAKER.
-  EXISTING AUDIO SYSTEM SPEAKER TO BE RELOCATED.
-  EXISTING PROJECTOR OUTLETS TO BE RELOCATED.
-  EXISTING MOTORISED SCREEN OUTLETS TO BE RELOCATED.
-  EXISTING HOOP SERVICES TO REMAIN AS IS.
-  EXISTING HOOP CONTROL SERVICES TO REMAIN AS IS.
-  REDCAT HEARING AUGMENTATION SPEAKER.
-  CLASS ROOM FAN CONTROLLER.
-  BIG ASS FAN CONTROLLER.
-  F1: CLASS ROOM FAN.
-  F2: BIG ASS FAN.

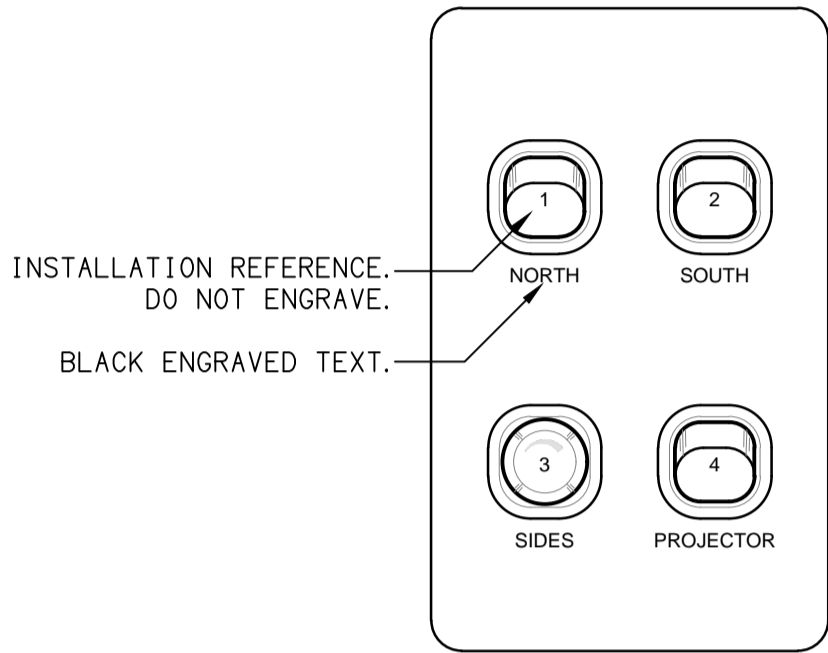
LEGEND

-  REFER TO DETAIL NOTED FOR THE AREA SHOWN HATCHED. ADDITIONAL OUTLETS & FITTINGS MAY BE SHOWN ON DETAIL.
-  E1: GENERAL LED EMERGENCY LIGHT.
-  E2: BALL PROOF IMPACT RESISTANT EMERGENCY EXIT LIGHT.
-  EX: EMERGENCY LED EXIT LIGHT.
-  L1: 300 x 1200 LAY-IN LED TROFFER.
-  L2: 300 x 1200 PLASTERBOARD LED TROFFER.
-  L3: 1200 LONG LED BATTEN.
-  L4: SIDE MOUNTED EXTRUSION LIGHT. LENGTH AS NOTED.
-  L5: EXISTING BATTEN TO BE REMOVED.
-  L6: VERTICAL RECESSED DIMMABLE EXTRUSION LIGHT.
-  L7: RECESSED DOWNLIGHT.
-  L8: ADJUSTABLE RECESSED DOWNLIGHT.
-  L9: WALL MOUNTED AREA LIGHT.



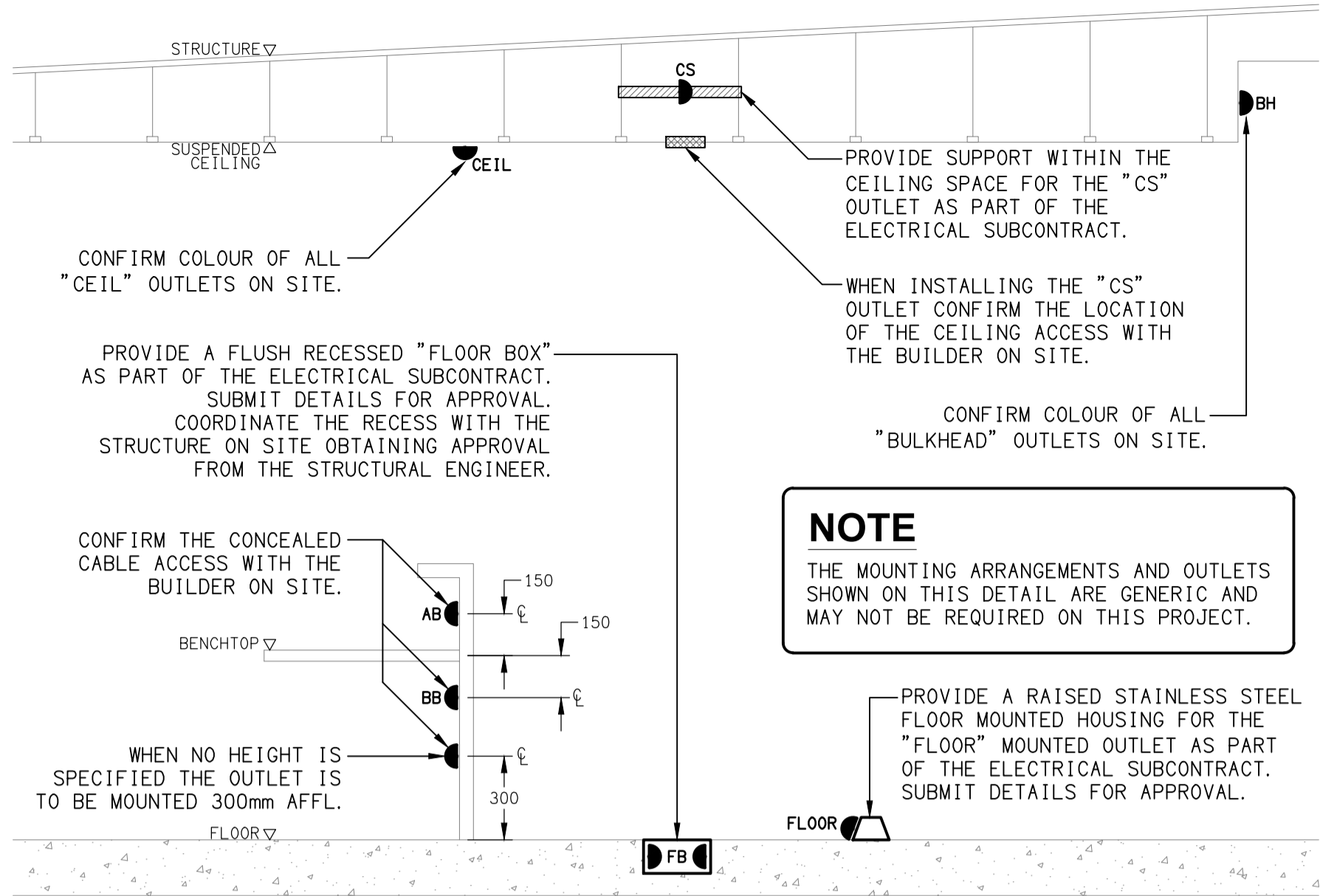
SCHEMATIC

SWITCH PANEL SP1 CONFIGURATION
NOT TO SCALE



DETAIL

SWITCH PANEL SP1 ELEVATION
NOT TO SCALE



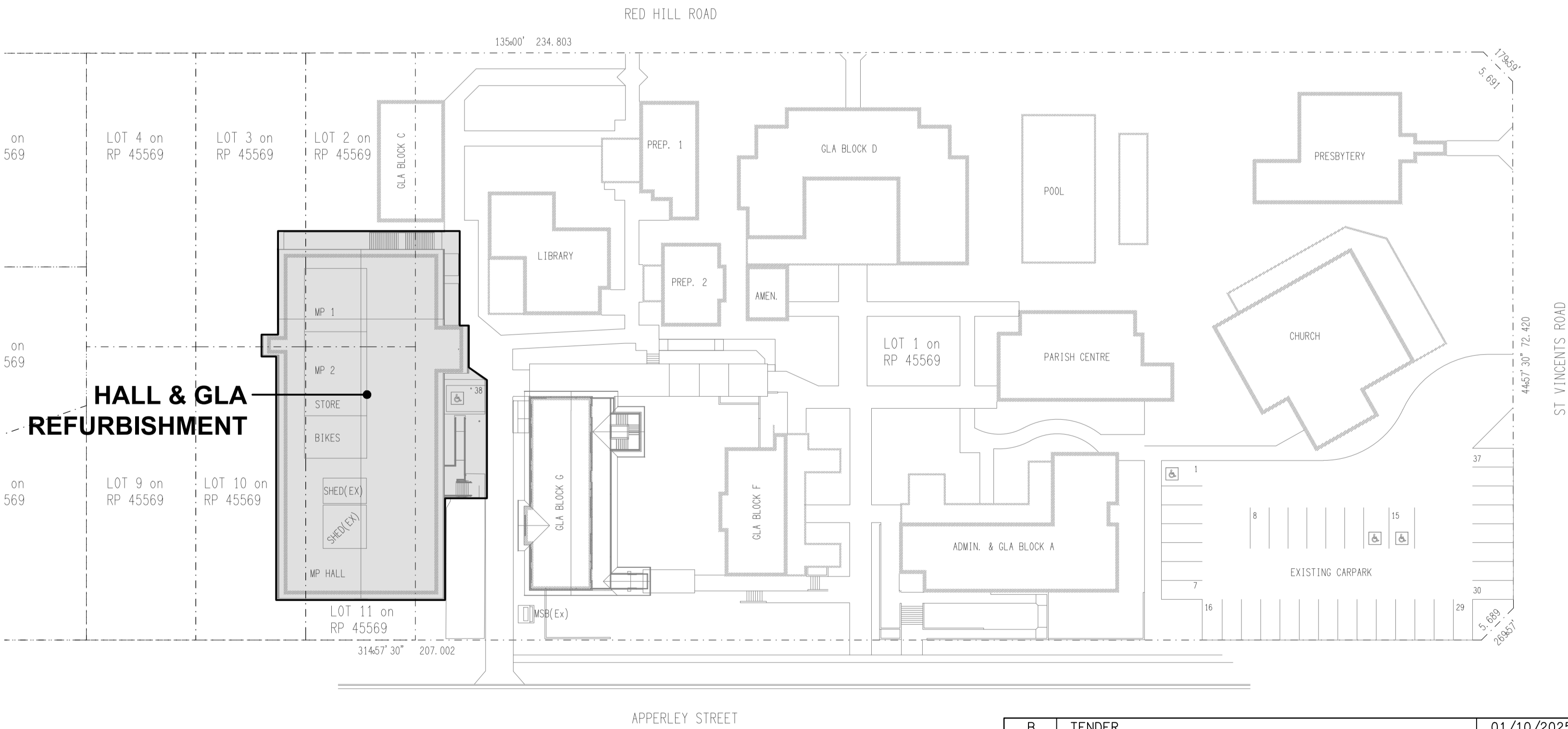
DETAIL

TYPICAL OUTLET MOUNTINGS
NOT TO SCALE

NOTE

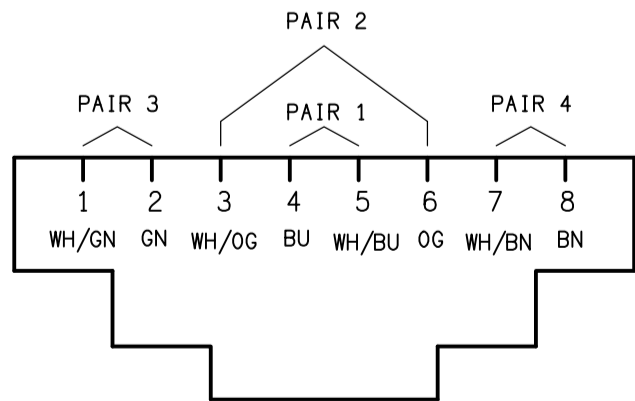
THE MOUNTING ARRANGEMENTS AND OUTLETS SHOWN ON THIS DETAIL ARE GENERIC AND MAY NOT BE REQUIRED ON THIS PROJECT.

PROVIDE A RAISED STAINLESS STEEL FLOOR MOUNTED HOUSING FOR THE "FLOOR" MOUNTED OUTLET AS PART OF THE ELECTRICAL SUBCONTRACT. SUBMIT DETAILS FOR APPROVAL.



SCHEMATIC

RJ45 PINOUT CONFIGURATION
NOT TO SCALE



ELECTRICAL DESIGN GROUP BRISBANE
PTY LTD
ACN 092 710 793
TRADING AS:
ELECTRICAL DESIGN GROUP

THE COPYRIGHT OF THIS DRAWING
REMAINS THE PROPERTY OF THE
ELECTRICAL DESIGN GROUP.
USE FIGURED DIMENSIONS
IN PREFERENCE TO SCALE.
ALL DIMENSIONS TO BE
VERIFIED ONSITE.

ELECTRICAL DESIGN GROUP
ELECTRICAL BUILDING SERVICES CONSULTANTS
BRISBANE GOLD COAST

P.O.Box 15, Sherwood Q.4075
Phone: (07) 3278 4375
Email: brisbane@edg.net.au
Web: www.edg.net.au

PROJECT:
**ST PIUS PRIMARY SCHOOL, BANYO
HALL & GLA REFURBISHMENT**

APPERLEY STREET, BANYO, QUEENSLAND

B	TENDER	01/10/2025
REV.	DESCRIPTION:	DATE:

DRAWING:
**ELECTRICAL SERVICES
LEGEND & SITE PLAN**

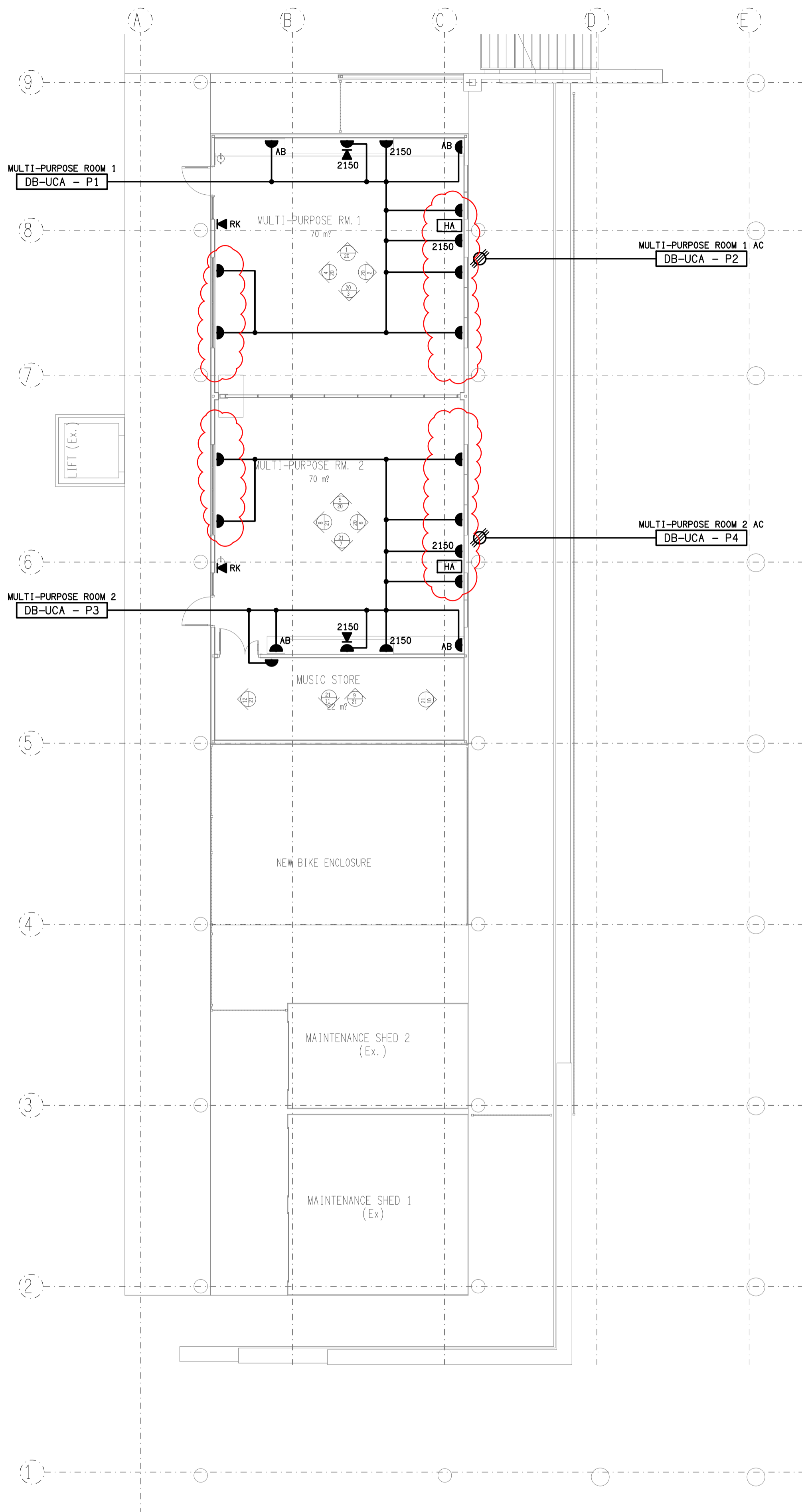
SCALE:
1:500

AT A1

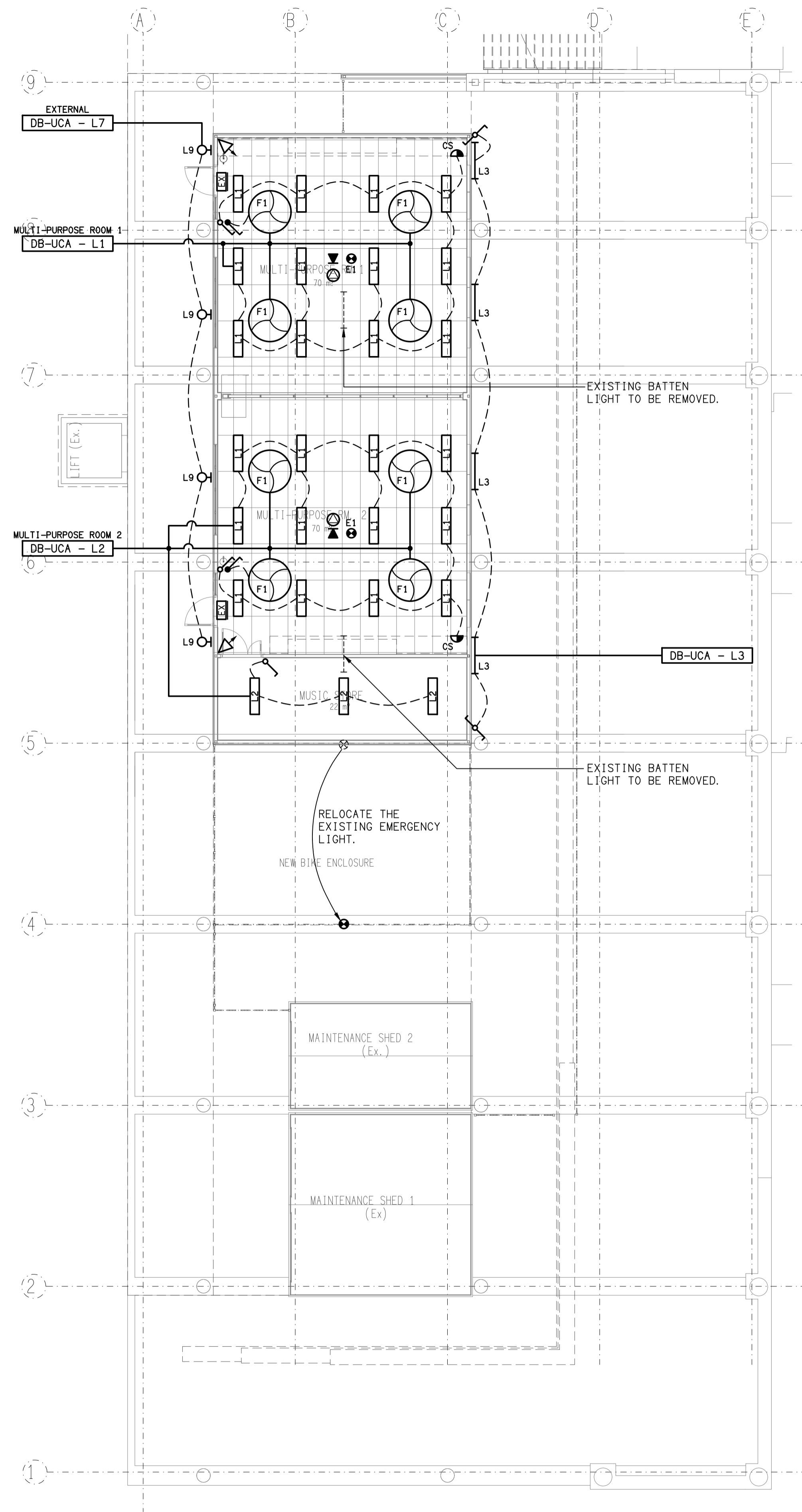
PROJECT NO:
C3491a

DRAWING NO:
E01

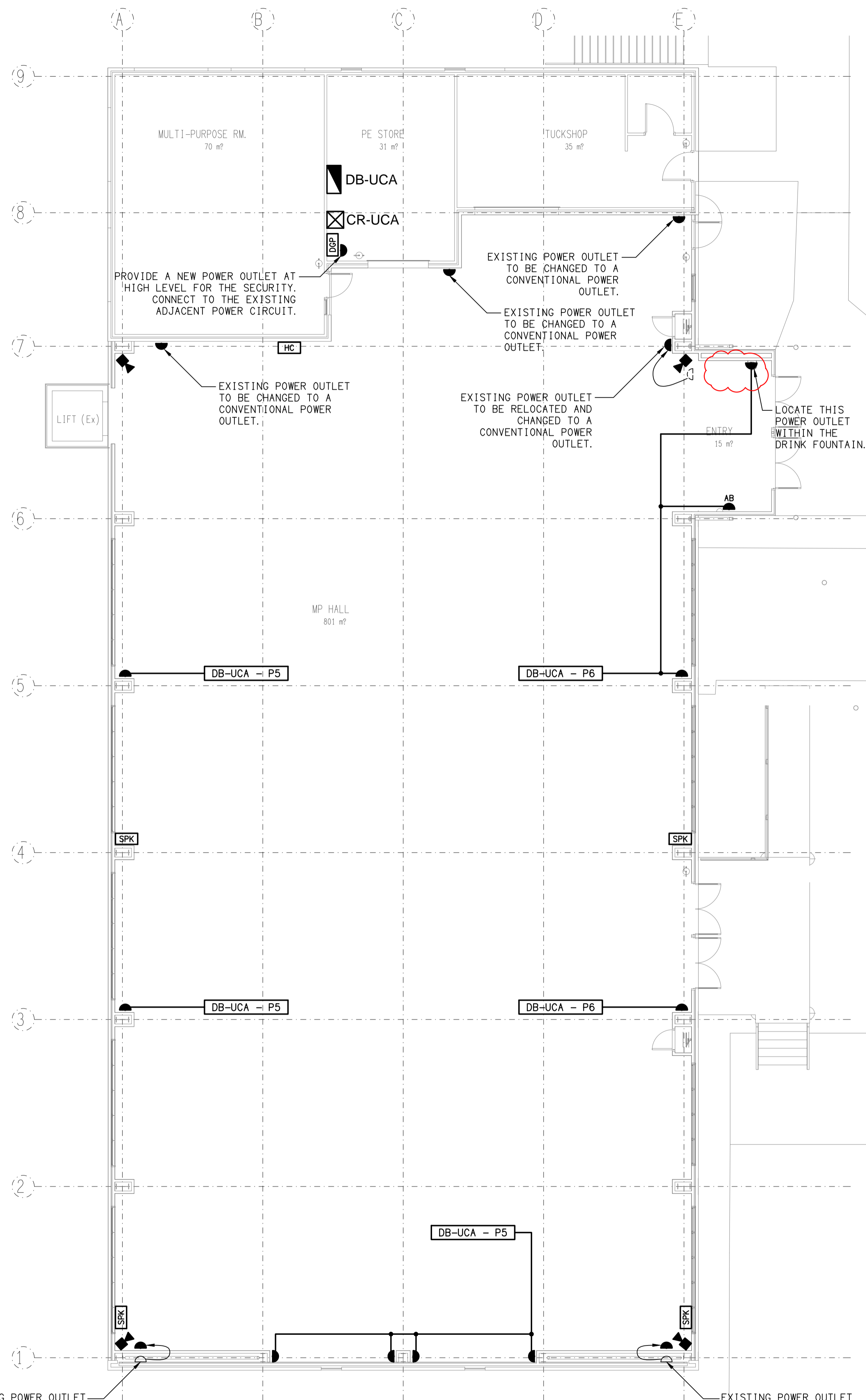
REVISION:
B



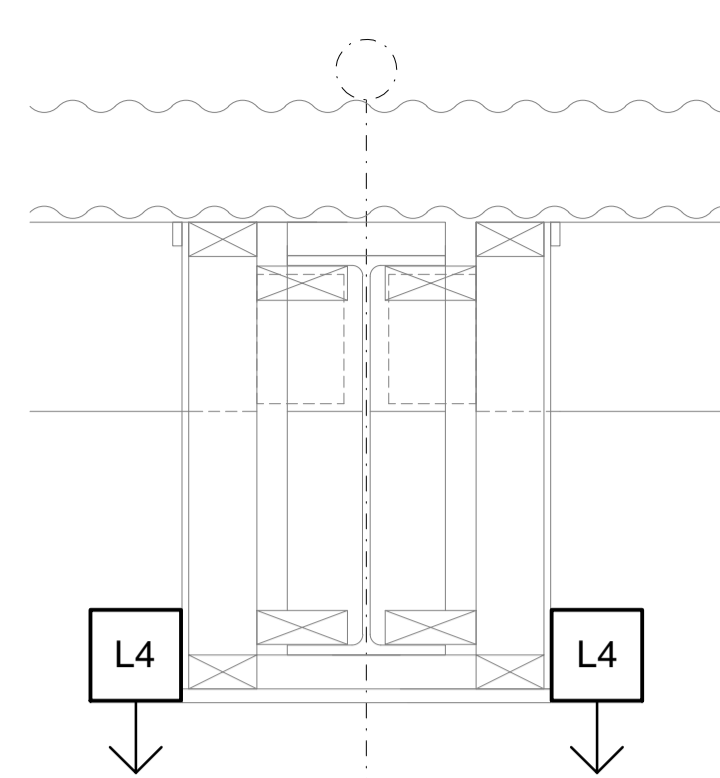
FLOOR PLAN
UNDERCROFT REFURBISHMENT
SCALE 1:100



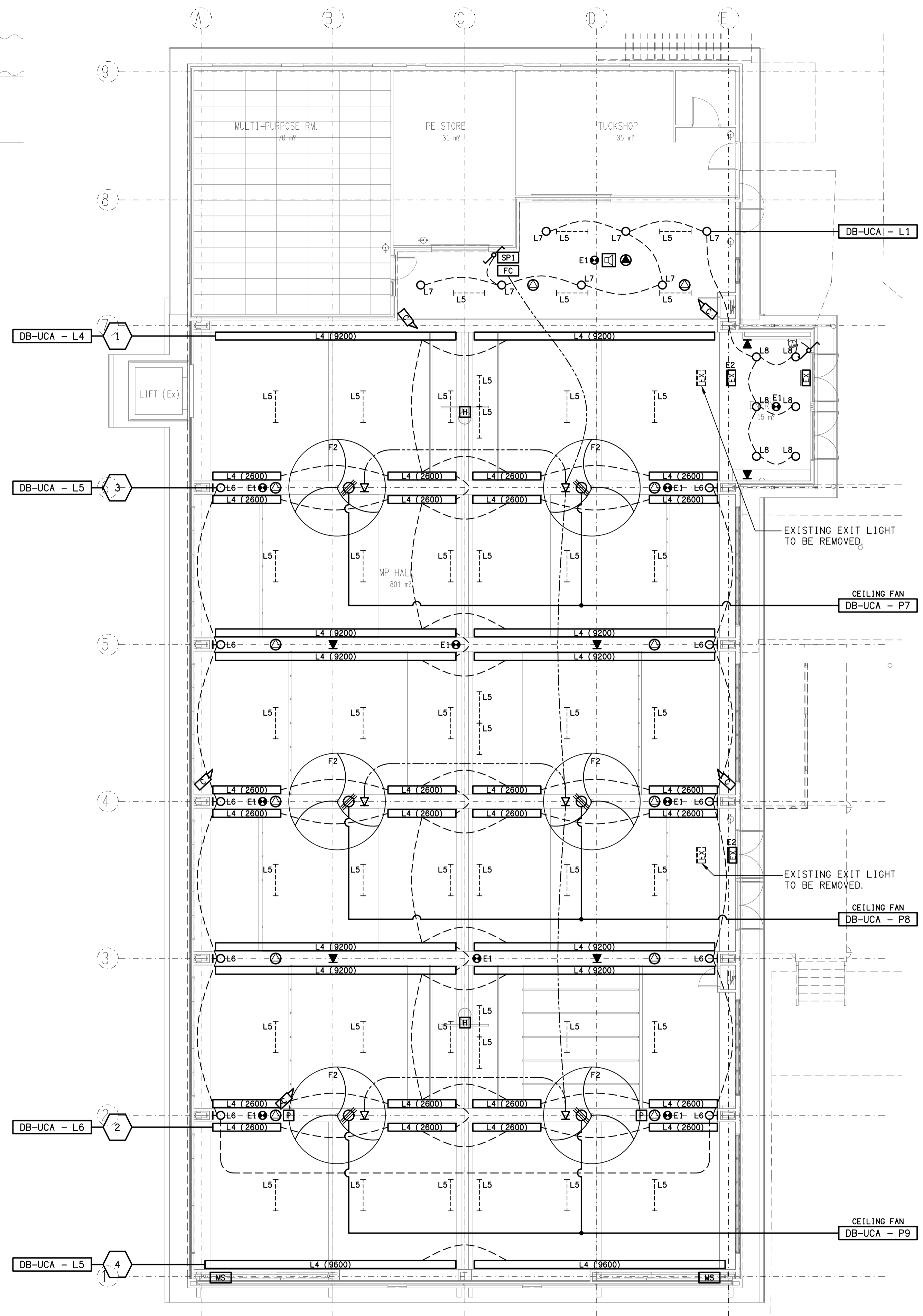
REFLECTED CEILING PLAN
UNDERCROFT REFURBISHMENT
SCALE 1:100



FLOOR PLAN
HALL REFURBISHMENT
SCALE 1:100



DETAIL A
L4 LIGHT MOUNTING
NOT TO SCALE



REFLECTED CEILING PLAN
HALL REFURBISHMENT
SCALE 1:100

ELECTRICAL DESIGN GROUP BRISBANE
PTY LTD
ACN 092 710 793
TRADING AS:
ELECTRICAL DESIGN GROUP

THE COPYRIGHT OF THIS DRAWING
REMAINS THE PROPERTY OF THE
ELECTRICAL DESIGN GROUP.
USE FIGURED DIMENSIONS
IN PREFERENCE TO SCALE.
ALL DIMENSIONS TO BE
VERIFIED ONSITE.

ELECTRICAL DESIGN GROUP
ELECTRICAL BUILDING SERVICES CONSULTANTS
BRISBANE GOLD COAST

P.O. Box 15, Sherwood Q.4075
Phone: (07) 3278 4375
Email: brisbane@edg.net.au
Web: www.edg.net.au

PROJECT:
**ST PIUS PRIMARY SCHOOL, BANYO
HALL & GLA REFURBISHMENT**

APPERLEY STREET, BANYO, QUEENSLAND

C	TENDER	22/10/2025
REV:	DESCRIPTION:	DATE:

DRAWING:
**ELECTRICAL SERVICES
HALL PLANS**

SCALE:
1:100

AT A1

PROJECT NO:
C3491a

DRAWING NO:
E03

REVISION:
C

NOTES

1. EXTENT OF WORKS

THE ELECTRICAL SERVICES SUB-CONTRACT INCLUDES BUT IS NOT LIMITED TO THE FOLLOWING:

- SUPPLY AND INSTALLATION OF ALL COMPONENTS FORMING PART OF THE ELECTRICAL SERVICES.
- CO-ORDINATION.
- INSPECTIONS.
- TESTING AND COMMISSIONING.
- MAINTENANCE.
- CABLING, CABLE SUPPORT SYSTEMS AND ACCESS.
- POWER DISTRIBUTION.
- LIGHTING.
- COMMUNICATIONS CABLING.
- AV CABLING.
- INTRUDER DETECTION.
- SCHOOL BELL.
- ALL MINOR COMPONENTS AND INCIDENTAL WORKS NOT SPECIFICALLY REFERRED TO, HOWEVER NECESSARY TO COMPLETE THE ELECTRICAL SERVICES INSTALLATION SUCH THAT IT IS HANDED OVER COMPLETE, OPERATIONAL AND FIT FOR THE INTENDED USE.

PRIOR TO COMMENCING WORK CONSULT SITE MANAGEMENT FOR ANY HAZARDOUS MATERIAL AND OR ASBESTOS REGISTERS AS WELL AS UNDERTAKE A THOROUGH INSPECTION OF THE SITE TO IDENTIFY ANY POTENTIAL HAZARDOUS MATERIALS, ASBESTOS AND HEALTH OR SAFETY RISKS. ADVISE THE CONTRACTOR OF ANY POTENTIAL HAZARDOUS MATERIALS, ASBESTOS AND HEALTH OR SAFETY RISKS IF IDENTIFIED AND DO NOT COMMENCE WORK UNTIL AN APPROPRIATE MANAGEMENT PLAN HAS BEEN DEVELOPED AND AGREED TO BY ALL PARTIES.

SUPPLY ALL LABOUR, MATERIALS, EQUIPMENT, AND ALL OTHER ITEMS, WHETHER MENTIONED IN DETAIL OR NOT, REQUIRED FOR THE SATISFACTORY COMPLETION OF THE ELECTRICAL SERVICES INSTALLATION, LEAVING IN FULL WORKING ORDER TO THE SATISFACTION OF THE PROJECT MANAGER.

ACCEPT FULL RESPONSIBILITY FOR LIASING, ARRANGING AND CO-ORDINATION ALL WORKS THAT HAVE AN EFFECT ON OR WILL BE AFFECTED BY THE ELECTRICAL SERVICES.

REMOVE ALL OF THE EXISTING ELECTRICAL SERVICES THAT BECOME REDUNDANT DUE TO THE WORKS.

2. WORKMANSHIP

ENSURE THAT THE WORK IS PERFORMED BY THE HOLDER OF A CURRENT ELECTRICAL SUB CONTRACTOR LICENSE. ENSURE THE INSTALLATION AND ALL COMPONENTS, FIXTURES, FITTINGS, OUTLETS AND CABLES ARE SUPPLIED AND INSTALLED TO A HIGH STANDARD THROUGHOUT, AND INSTALLED IN A NEAT AND TRADESMAN LIKE MANNER, TO THE CURRENT INDUSTRY STANDARDS. ENSURE ALL MATERIALS AND COMPONENTS OF A SIMILAR TYPE ARE OF THE SAME MANUFACTURER AND INSTALLED IN A UNIFORM MANNER.

IT IS THE ELECTRICAL SUB CONTRACTOR’S RESPONSIBILITY TO ENSURE THAT THE INSTALLATION IS FIT FOR PURPOSE AND IS PROVIDED AS A COMPLETE WORKING INSTALLATION. IT IS THE ELECTRICAL SUB CONTRACTOR’S RESPONSIBILITY TO PROVIDE ALL COMPONENTS, FITTINGS, FIXTURES, SYSTEMS, PROGRAMMING ETC IRRESPECTIVE OF THE LEVEL DETAILED IN THE DOCUMENTS SUCH THAT THE INSTALLATION IS PROVIDED AS A COMPLETE WORKING INSTALLATION.

CONCEAL ALL WIRING AND CONDUITS. EXPOSED CABLING OR CONDUITS ARE GENERALLY NOT ACCEPTABLE. IT IS NOTED THAT CHASING AND REINSTATEMENT WILL BE REQUIRED. ENSURE ALL COMPONENTS, EQUIPMENT AND MATERIALS SUPPLIED ARE NEW, UNUSED, DESIGNED AND SELECTED TO ENSURE SATISFACTORY OPERATION UNDER VARYING ATMOSPHERIC, CLIMATIC, HUMID TROPICAL CONDITIONS WITHOUT DISTORTION AND DETERIORATION IN ANY PART AFFECTING EFFICIENCY AND RELIABILITY OF THE SYSTEMS. DESIGN AND SELECT ALL EQUIPMENT TO PROVIDE THE NECESSARY SAFETY TO HUMAN LIFE AND PROPERTY DURING OPERATION AND MAINTENANCE WITH PARTICULAR ATTENTION GIVEN TO ELECTRICAL SAFETY AND SEGREGATION PRECAUTIONS.

CHECK THE FINISHED PAINTWORK AROUND THE AREA OF EACH INSTALLATION AND TOUCH UP ALL DAMAGED PARTS AND FINISHES AFTER THE INSTALLATION OF THE ELECTRICAL SERVICES.

ALL WORKS ARE TO BE CARRIED OUT IN ACCORDANCE WITH THE BUILDER’S PROGRAM. ENSURE ALL FINAL LOCATIONS OF OUTLETS AND FITTINGS ARE CO-ORDINATED ONSITE WITH THE ARCHITECT AND ALL OTHER SERVICES, TO THE APPROVAL OF THE PROJECT MANAGER. ALLOW TO CO-ORDINATE THE FINAL LOCATION OF ALL EQUIPMENT, FITTINGS, & OUTLETS, SUCH THAT THEY ARE INSTALLED IN ACCORDANCE WITH THE AS3000 RESTRICTED ZONES, AND ARE NOT COVERED INAPPROPRIATELY.

ENSURE THAT ALL METAL SURFACES ARE SUITABLY PROTECTED AGAINST CORROSION, AND THAT ALL PLASTIC MATERIALS ARE UV STABILISED.

PROVIDE ALL MATERIALS AS NEW, AND OF THE HIGHEST CLASS AVAILABLE FOR THEIR RESPECTIVE TYPES. ENSURE ALL ASPECTS OF THE WORK ARE OF A HIGH STANDARD THROUGHOUT, AND INSTALLED IN A NEAT AND TRADESMAN LIKE MANNER, TO THE CURRENT INDUSTRY STANDARDS.

3. STANDARDS

IRRESPECTIVE OF INFORMATION CONTAINED IN THE ELECTRICAL SERVICES DOCUMENTS OR IN INSTRUCTIONS, IT IS THE ELECTRICAL SUB CONTRACTOR’S RESPONSIBILITY TO ENSURE ALL ELECTRICAL SERVICES WORKS ARE INSTALLED IN ACCORDANCE WITH THE REQUIREMENTS OF THE FOLLOWING. REFER ANY DISCREPANCIES BETWEEN THE REQUIREMENTS OF THE FOLLOWING AND/OR THE ELECTRICAL SERVICES DOCUMENTS AND INSTRUCTIONS TO THE ARCHITECT FOR CLARIFICATION PRIOR TO THE PLACING OF ORDERS, FABRICATION OR INSTALLATION OF THE ITEMS/METHODS IN DISCREPANCY.

- NCC BUILDING CODE OF AUSTRALIA.
- ELECTRICITY ACT.
- ELECTRICAL SAFETY ACT.
- AS/NZS3000.
- AS3008.
- AS1670.
- WORKPLACE HEALTH AND SAFETY ACT.
- TELECOMMUNICATIONS ACT.
- ACMA REQUIREMENTS.

4. AUTHORITIES

ENSURE ALL OF THE ELECTRICAL SERVICES COMPLY WITH THE REQUIREMENTS OF ALL REGULATORY AUTHORITIES HAVING JURISDICTION OVER THE SITE INCLUDING BUT NOT LIMITED TO THE FOLLOWING:

- ACMA.
- LOCAL COUNCIL.
- LOCAL SUPPLY AUTHORITY.
- STATE GOVERNMENT DEPARTMENT OF ENVIRONMENT AND HERITAGE.
- QLD GOVERNMENT, DIVISION OF WORKPLACE, HEALTH AND SAFETY.
- QLD FIRE AND RESCUE AUTHORITY.

5. CABLES

UNLESS OTHERWISE SPECIFIED, INSTALL AND TERMINATE CABLES IN ACCORDANCE WITH THE MANUFACTURERS’ RECOMMENDATIONS. DETERMINE THE FINAL ROUTES TO SUIT THE BUILDING STRUCTURE AND SITE CONDITIONS. UNLESS NOTED OTHERWISE, PROVIDE ALL 240 VOLT POWER AND LIGHTING WIRING AS 2.5mm² TWIN & EARTH STRANDED COPPER CONDUCTORS, PVC INSULATED 0.6/1kV V75 GRADE TO AS3174, PROTECTED BY A 20 AMP CIRCUIT BREAKER. ALL CONDUIT AND FITTINGS TO BE RIGID UPVC TO AS2053, UNLESS NOTED OTHERWISE.

NOTES

6. POWER DISTRIBUTION

THE POWER DISTRIBUTION COMPONENT OF THIS CONTRACT INCLUDES REPLACING THE EXISTING DISTRIBUTION BOARD DB-UCA WITH A 84 POLE VERSION OF THE EXISTING BOARD. ALL EXISTING CIRCUITS MADE REDUNDANT BY THE WORKS ARE TO BE REMOVED. ALL OF THE EXISTING REMAINING CIRCUITS AND CONTROLS ARE TO BE REINSTATED. IT IS ACCEPTABLE TO UTILISE THE EXISTING SWITCHGEAR. NEW SWITCHGEAR IS TO BE PROVIDED AS REQUIRED TO ACCOMMODATE THE NEW CIRCUITS. THE POWER DISTRIBUTION COMPONENT OF THIS CONTRACT INCLUDES, BUT IS NOT LIMITED TO THE FOLLOWING EXTENT OF WORK:

- POWER DISTRIBUTION.
- REPLACEMENT OF DB-UCA.
- EARTHING.
- REMOVAL OF EXISTING REDUNDANT CIRCUITS.
- CIRCUITS.
- ISOLATORS AND OUTLETS.
- TESTING AND COMMISSIONING.

ENSURE THAT POWER IS MAINTAINED TO THE REMAINING PARTS OF THE SCHOOL AT ALL TIMES.

7. LIGHTING

ALL OF THE LIGHT FITTINGS, LAMPS AND ACCESSORIES ARE TO BE PROVIDED AS PART OF THIS CONTRACT. THE LIGHTING COMPONENT OF THIS CONTRACT INCLUDES, BUT IS NOT LIMITED TO THE FOLLOWING EXTENT OF WORK:

- LIGHTING.
- LIGHT FITTINGS AND ACCESSORIES.
- REMOVAL OF ALL EXISTING LIGHTS MADE REDUNDANT BY THE WORKS.
- EMERGENCY AND EXIT LIGHTING.
- EARTHING OF THE LIGHTING INSTALLATION.
- LIGHTING CONTROL.
- LIGHTING SUBCIRCUITS.
- TESTING AND COMMISSIONING.

8. COMMUNICATIONS

PROVIDE CAT 6 UTP COMMUNICATIONS OUTLETS CABLED TO CR-UCA WITH NEW PATCH PANELS AS REQUIRED. THE COMMUNICATIONS CABLING COMPONENT OF THIS CONTRACT INCLUDES, BUT IS NOT LIMITED TO THE FOLLOWING EXTENT OF WORK:

- REMOVAL OF EXISTING REDUNDANT CABLING.
- NEW COMMUNICATIONS OUTLETS.
- MODIFICATION TO THE ARRANGEMENT OF THE EXISTING PATCH PANELS WITHIN CR-A AS REQUIRED.
- UPDATE THE PORT AND OUTLET LABELLING TO REFLECT THE FINAL AS CONSTRUCTED ARRANGEMENT AT PRACTICAL COMPLETION.
- TESTING AND COMMISSIONING.

9. INTRUDER DETECTION

A.B.C. ALARMS PTY. LTD. ANDRE CAFUN andrec@abcalarms.com.au PH (07) 3849 1939 MOB: 0408 917 505 IS TO BE ENGAGED AS A NOMINATED SUBCONTRACTOR TO THE ELECTRICAL SUB CONTRACTOR TO UNDERTAKE ALL WORKS ASSOCIATED WITH THE INTRUDER DETECTION. THE EXISTING SECURITY PANELS ARE TO BE RETAINED AND EXPANDED AS NECESSARY TO ACCOMMODATE THE NEW INTRUDER DETECTION SERVICES.

THE SECURITY COMPONENT OF THIS CONTRACT INCLUDES, BUT IS NOT LIMITED TO THE FOLLOWING EXTENT OF WORK:

- EXPANDER PANELS.
- REMOVAL OF EXISTING REDUNDANT CABLING AND EXISTING COMPONENTS WITHIN THE SCOPE OF WORK.
- MODIFICATION OF ALL EXISTING EXPOSED SECURITY SERVICES WITHIN THE SCOPE OF THE WORKS SUCH THAT THEY ARE CONCEALED UNLESS SPECIFICALLY REQUIRED TO BE EXPOSED FOR THE OPERATION OF THE COMPONENT.
- TESTING AND COMMISSIONING.
- INTRUDER DETECTORS.

THE EXISTING CABLING CAN BE REUSED IF IT IS IN APPROPRIATE CONDITION AND THE CONTRACTOR ASSUMES FULL WARRANTY OVER IT AS IF THEY HAVE INSTALLED IT AS PART OF THESE WORKS.

10. SCHOOL BELL

THE SCHOOL BELL COMPONENT OF THIS CONTRACT IS TO INCLUDE THE REPLACEMENT OF THE HORN SPEAKERS WITHIN THE MAIN HALL WITH RECESSED CONE SPEAKERS AND NEW RECESSED CONE SPEAKERS IN THE NEW GLASS. THE SCHOOL BELL COMPONENT OF THIS CONTRACT IS TO INCLUDE BUT IS NOT LIMITED TO THE FOLLOWING EXTENT OF WORK:

- REMOVAL OF THE SPEAKERS AS NOTED.
- NEW SPEAKERS.
- UPGRADING THE EXISTING SCHOOL BELL AMPLIFIER TO ACCOMMODATE THE NEW SPEAKERS.
- BALANCING.
- TESTING AND COMMISSIONING.

NOTES

11. AUDIO VISUAL

ASV AUDIO VISUAL ARE TO BE REENGAGED AS A NOMINATED SUBCONTRACTOR TO THE ELECTRICAL SUB CONTRACT TO PROVIDE THE AUDIO VISUAL COMPONENT OF THIS CONTRACT WHICH INCLUDES, BUT IS NOT LIMITED TO THE FOLLOWING EXTENT OF WORK:


- RE-LOCATE EXISTING PROJECTORS, SCREENS AND SPEAKER EQUIPMENT IN HALL.
- SUPPLY AND INSTALL NEW PROJECTORS, GREY BOARDS REDCAT’S TO THE LOWER LEVEL MULTI PURPOSE ROOMS.
- EPSON EB-760WI, INTERACTIVE ULTRA SHORT THROW LASER DATA PROJECTOR.
- 2 EPSON ELPMB62 UST PROJECTOR WALL MOUNT.
- 2 KRAMER TAYOR 5-0 POWERED SPEAKERS (WHITE).
- 2 FINELINE GREYBOARD 2100MM X 1217MM BLACK FRAME NO P/TRAY 2 UCONNECT MINI SYSTEM.
- 2 REDCAT NG 1 F/MIKE, CHARGING ADAPTOR AND CABLE.
- WALL PLATES AND IN WALL CABLING BY OTHERS.
- HALL AV REINSTALLATION.
- 1 UCONNECT MINI SYSTEM.
- SUPPLY UCONNECT HEARING AUGMENTATION TO BOTH MP ROOMS AND HALL.

THE IN BUILDING AV CABLING IS TO BE INSTALLED BY THE ELECTRICAL SUB CONTRACTOR IN ACCORDANCE WITH THE ASV AUDIO VISUAL DESIGN AND SPECIFICATION.

THE UCONNECT WALL RECESSED UNITS SUPPLIED BY ASV AUDIO VISUAL AND INSTALLED BY THE CONTRACTOR.

12. ABBREVIATIONS

A - AMP CURRENT RATING
AB - MOUNT ABOVE BENCH.
AFFL - ABOVE FINISHED FLOOR LEVEL.
BB - MOUNT BELOW BENCH.
BH - MOUNT ON BULKHEAD.
CEIL - MOUNT ON CEILING.
CS - MOUNT WITHIN CEILING SPACE.
MCB - MINIATURE CIRCUIT BREAKER.
MSB - MAIN SWITCHBOARD.
MSSB - MECHANICAL SERVICES SWITCHBOARD.
MW - MICROWAVE.
N - NEON / LED INDICATOR WHEN ON.
NTS - NOT TO SCALE.
RCBO - CIRCUIT PROTECTED VIA A 30ma RESIDUAL CURRENT DEVICE
INTEGRAL TO THE CIRCUIT BREAKER. 3-PHASE RCBO TO BE 4-POLE.
REF - REFRIGERATOR.
SUS - MOUNT SUSPENDED FROM CEILING.
UNO - UNLESS NOTED OTHERWISE.
WP - WEATHERPROOF TO IP56 UNO.
500 - NUMBER DENOTES MOUNTING HEIGHT AFFL.

ELECTRICAL DESIGN GROUP BRISBANE PTY LTD ACN 092 710 793		THE COPYRIGHT OF THIS DRAWING REMAINS THE PROPERTY OF THE ELECTRICAL DESIGN GROUP.		 ELECTRICAL DESIGN GROUP ELECTRICAL BUILDING SERVICES CONSULTANTS BRISBANE GOLD COAST		PROJECT: ST PIUS PRIMARY SCHOOL, BANYO HALL & GLA REFURBISHMENT		DRAWING: ELECTRICAL SERVICES NOTES	
TRADING AS: ELECTRICAL DESIGN GROUP		USE FIGURED DIMENSIONS IN PREFERENCE TO SCALE.		P.O.Box 15, Sherwood Q.4075 Phone: (07) 3278 4375 Email: brisbane@edg.net.au Web: www.edg.net.au		APPERLEY STREET, BANYO, QUEENSLAND		SCALE: NOT TO SCALE AT A1	
		ALL DIMENSIONS TO BE VERIFIED ONSITE.						01/10/2025	
								DATE:	
								DRAWING NO: C3491a	
								DRAWING NO: E04	
								REVISION: B	