



ELECTRICAL DESIGN GROUP

ELECTRICAL BUILDING SERVICES CONSULTANTS

P.O. Box 15, SHERWOOD Q. 4075

Phone: (07) 3278 4375

Website: www.edg.net.au Email: brisbane@edg.net.au

C3583a - FOREST LAKE TAVERN

C3583a-0001(C).xls

ELECTRICAL SERVICES CONTRACT DOCUMENT SCHEDULE

REVISION C - 20 NOVEMBER 2025

ISSUING INFORMATION				DATE OF ISSUE							
	DAY	15	22	20							
	MONTH	08	08	11							
	YEAR	25	25	25							
REASON FOR ISSUE				P	T	C					
A = APPROVAL				C = CONSTRUCTION				N = COORDINATION			
				P = PRELIMINARY				T = TENDER			

DISTRIBUTION				NUMBER OF COPIES							
WWW.EDG.NET.AU				1E	1E	1E					
CAYAS & WARD ARCHITECTS				1E	1E	1E					
P = PRINT				T = TRACING				D = DISC			
				E = EMAIL				F = FAX			

DOCUMENTS		REVISION									
C3583a-E01.dwg	LEGEND & DETAILS	A	B	C							
C3583a-E02.dwg	NOTES	A	B	C							
C3583a-E03.dwg	FLOOR PLAN	A	B	C							
C3583a-E04.dwg	GAMING ROOM & BAR FLOOR PLANS	A	B	C							
C3583a-E05.dwg	REFLECTED CEILING PLAN	A	B	C							
C3583a-E06.dwg	JOINERY LIGHTING PLAN	A	B	C							
C3583a-E07.dwg	JOINERY & WALL LIGHTING ELEVATIONS	A	B	C							
C3583a-0001.xls	CONTRACT DOCUMENT SCHEDULE	A	B	C							
C3583a-0002.xls	EQUIPMENT SCHEDULE	A	B	C							
C3583a-0004.xls	LIGHTING CONTROL SCHEDULE	A	B								
C3583a-0005.xls	DISTRIBUTION BOARD DB-1 SCHEDULE	A	B								
C3583a-0006.xls	DISTRIBUTION BOARD DB-A SCHEDULE	A	B								
C3583a-0007.xls	DISTRIBUTION BOARD DB-G SCHEDULE	A	B								
C3583a-0001.zip	FITTING & OUTLET DATASHEETS			A							



ELECTRICAL DESIGN GROUP

ELECTRICAL BUILDING SERVICES CONSULTANTS

P.O. Box 15, SHERWOOD Q. 4075

Phone: (07) 3278 4375 Fax: (07) 3716 0222

Web Site: www.edg.net.au Email: brisbane@edg.net.au

C3583a - FOREST LAKE TAVERN					
ELECTRICAL EQUIPMENT SCHEDULE					
REVISION C - 20 NOVEMBER 2025					
THE LIGHT FITTING SUPPLIER CONTACT DETAILS MAY BE AVAILABLE ON THE EDG WEBSITE VIA THE FOLLOWING LINK www.edg.net.au/Links/Lighting.htm					
TYPE	LAMPS	DESCRIPTION	COLOUR / ACCESSORY	CATALOGUE No	REV
S1	12W/M 2700K LED	FLEXIBLE LED ROPE FLEX SCREW FIXED RECESSED INTO THE BAR COUNTER PELMET AS PER THE ARCHITECTURAL DETAIL. PROVIDE THE STRIP WITH REMOTE DALI DIMMABLE POWER SUPPLIES AS REQUIRED LOCATE THE POWER SUPPLIES IN A CONCEALED ACCESSIBLE POSITION NOTED ON THE AS CONSTRUCTED DOCUMENTS.	WHITE	NPA L-NF-GLOW-VWW + POWER SUPPLY & DALI CONTROLLER	A
S2	12W/M 2700K LED	FLEXIBLE LED ROPE FLEX SCREW FIXED RECESSED INTO THE BAR COUNTER PELMET AS PER THE ARCHITECTURAL DETAIL. PROVIDE THE STRIP WITH REMOTE DALI DIMMABLE POWER SUPPLIES AS REQUIRED LOCATE THE POWER SUPPLIES IN A CONCEALED ACCESSIBLE POSITION NOTED ON THE AS CONSTRUCTED DOCUMENTS.	WHITE	NPA L-NF-GLOW-VWW + POWER SUPPLY & DALI CONTROLLER	A
S3	14.4W/M 3000K LED	LED STRIP WITHIN A SCREW FIXED EXTRUSION C/W DIFFUSER MOUNTED BEHIND THE TV AS PER THE ARCHITECTURAL DETAIL. PROVIDE THE STRIP WITH REMOTE DALI DIMMABLE POWER SUPPLIES AS REQUIRED LOCATE THE POWER SUPPLIES IN A CONCEALED ACCESSIBLE POSITION NOTED ON THE AS CONSTRUCTED DOCUMENTS.	WHITE	RAPID LED R2334 PLUS ALUMINIUM EXTRUSION AND POWER SUPPLY & DALI CONTROLLER	C
S4	14.4W/M 3000K LED	LED STRIP SCREW FIXED RECESSED INTO THE JOINERY SHELVES AS PER THE ARCHITECTURAL DETAIL. REFER TO THE ELEVATIONS FOR THE EXTENT AND QUANTITY OF STRIP. PROVIDE THE STRIP WITH REMOTE DALI DIMMABLE POWER SUPPLIES AS REQUIRED LOCATE THE POWER SUPPLIES IN A CONCEALED ACCESSIBLE POSITION NOTED ON THE AS CONSTRUCTED DOCUMENTS.	WHITE	RAPID LED R2334 PLUS ALUMINIUM EXTRUSION AND POWER SUPPLY & DALI CONTROLLER	C
S5	12W/M 2700K LED	FLEXIBLE LED ROPE FLEX SCREW FIXED RECESSED INTO THE WALL FEATURE AS PER THE ARCHITECTURAL DETAIL. REFER TO THE ELEVATIONS FOR THE EXTENT AND QUANTITY OF STRIP. PROVIDE THE STRIP WITH REMOTE DALI DIMMABLE POWER SUPPLIES AS REQUIRED LOCATE THE POWER SUPPLIES IN A CONCEALED ACCESSIBLE POSITION NOTED ON THE AS CONSTRUCTED DOCUMENTS.	WHITE	NPA L-NF-GLOW-VWW + POWER SUPPLY & DALI CONTROLLER	A
S6	14.4W/M 3000K LED	LED STRIP WITHIN A SCREW FIXED EXTRUSION C/W DIFFUSER RECESSED INTO THE WALL ON EACH SIDE AND ACROSS OF THE CEILING OF THE GAMING ENTRY AS PER THE ARCHITECTURAL DETAIL. PROVIDE THE STRIP WITH REMOTE DALI DIMMABLE POWER SUPPLIES AS REQUIRED LOCATE THE POWER SUPPLIES IN A CONCEALED ACCESSIBLE POSITION NOTED ON THE AS CONSTRUCTED DOCUMENTS.	WHITE	RAPID LED R2334 PLUS ALUMINIUM EXTRUSION AND POWER SUPPLY & DALI CONTROLLER	C



ELECTRICAL DESIGN GROUP

ELECTRICAL BUILDING SERVICES CONSULTANTS

P.O. Box 15, SHERWOOD Q. 4075

Phone: (07) 3278 4375 Fax: (07) 3716 0222

Web Site: www.edg.net.au Email: brisbane@edg.net.au

C3583a - FOREST LAKE TAVERN			C3583a-0002(C).xls		
ELECTRICAL EQUIPMENT SCHEDULE					
REVISION C - 20 NOVEMBER 2025					
THE LIGHT FITTING SUPPLIER CONTACT DETAILS MAY BE AVAILABLE ON THE EDG WEBSITE VIA THE FOLLOWING LINK www.edg.net.au/Links/Lighting.htm					
TYPE	LAMPS	DESCRIPTION	COLOUR / ACCESSORY	CATALOGUE No	REV
S7	20W/M 3000K LED	LED STRIP WITHIN A SCREW FIXED EXTRUSION C/W DIFFUSER MOUNTED IN THE SEAT PELMET AS PER THE ARCHITECTURAL DETAIL. PROVIDE THE STRIP WITH REMOTE DALI DIMMABLE POWER SUPPLIES AS REQUIRED LOCATE THE POWER SUPPLIES IN A CONCEALED ACCESSIBLE POSITION NOTED ON THE AS CONSTRUCTED DOCUMENTS.	WHITE	RAPID LED 7W/M 3,000K 24VOLT DC IP20 R2338 PLUS R2384 17 X 9 ALUMINIUM EXTRUSION AND OPAL DIFFUSER + POWER SUPPLY & DALI CONTROLLER	A
S8	12W/M 2700K LED	FLEXIBLE LED ROPE FLEX SCREW FIXED RECESSED INTO THE PELMET BEHIND THE MIRROR AS PER THE S8 DETAIL AND THE ARCHITECTURAL DETAIL. PROVIDE THE STRIP WITH REMOTE DALI DIMMABLE POWER SUPPLIES AS REQUIRED LOCATE THE POWER SUPPLIES IN A CONCEALED ACCESSIBLE POSITION NOTED ON THE AS CONSTRUCTED DOCUMENTS.	WHITE	NPA L-NF-GLOW-VWW + POWER SUPPLY & DALI CONTROLLER	A
S9	14.4W/M 3000K LED	LED STRIP WITHIN A SCREW FIXED EXTRUSION C/W DIFFUSER MOUNTED IN THE SEAT PELMET AS PER THE ARCHITECTURAL DETAIL. PROVIDE THE STRIP WITH REMOTE DALI DIMMABLE POWER SUPPLIES AS REQUIRED LOCATE THE POWER SUPPLIES IN A CONCEALED ACCESSIBLE POSITION NOTED ON THE AS CONSTRUCTED DOCUMENTS.	WHITE	RAPID LED R2334 PLUS ALUMINIUM EXTRUSION AND POWER SUPPLY & DALI CONTROLLER	C
S10	12W/M 2700K LED	FLEXIBLE LED ROPE FLEX SCREW FIXED RECESSED INTO THE WALL ON EACH SIDE AND ACROSS OF THE CEILING OF THE ENTRY AS PER THE ARCHITECTURAL DETAIL. PROVIDE THE STRIP WITH REMOTE DALI DIMMABLE POWER SUPPLIES AS REQUIRED LOCATE THE POWER SUPPLIES IN A CONCEALED ACCESSIBLE POSITION NOTED ON THE AS CONSTRUCTED DOCUMENTS.	WHITE	NPA L-NF-GLOW-VWW + POWER SUPPLY & DALI CONTROLLER	A
S11	14.4W/M 3000K LED	LED STRIP WITHIN A SCREW FIXED EXTRUSION C/W DIFFUSER MOUNTED WITHIN THE CEILING PELMET AS PER THE ARCHITECTURAL DETAIL. PROVIDE THE STRIP WITH REMOTE DALI DIMMABLE POWER SUPPLIES AS REQUIRED LOCATE THE POWER SUPPLIES IN A CONCEALED ACCESSIBLE POSITION NOTED ON THE AS CONSTRUCTED DOCUMENTS.	WHITE	RAPID LED R2334 PLUS ALUMINIUM EXTRUSION AND POWER SUPPLY & DALI CONTROLLER	C



ELECTRICAL DESIGN GROUP

ELECTRICAL BUILDING SERVICES CONSULTANTS

P.O. Box 15, SHERWOOD Q. 4075

Phone: (07) 3278 4375 Fax: (07) 3716 0222

Web Site: www.edg.net.au Email: brisbane@edg.net.au

C3583a - FOREST LAKE TAVERN					C3583a-0002(C).xls
ELECTRICAL EQUIPMENT SCHEDULE					
REVISION C - 20 NOVEMBER 2025					
THE LIGHT FITTING SUPPLIER CONTACT DETAILS MAY BE AVAILABLE ON THE EDG WEBSITE VIA THE FOLLOWING LINK www.edg.net.au/Links/Lighting.htm					
TYPE	LAMPS	DESCRIPTION	COLOUR / ACCESSORY	CATALOGUE No	REV
S12	14.4W/M 3000K LED	LED STRIP WITHIN A SCREW FIXED EXTRUSION C/W DIFFUSER MOUNTED WITHIN THE CURTIN PELMET AS PER THE ARCHITECTURAL DETAIL. PROVIDE THE STRIP WITH REMOTE DALI DIMMABLE POWER SUPPLIES AS REQUIRED LOCATE THE POWER SUPPLIES IN A CONCEALED ACCESSIBLE POSITION NOTED ON THE AS CONSTRUCTED DOCUMENTS.	WHITE	RAPID LED R2334 PLUS ALUMINIUM EXTRUSION AND POWER SUPPLY & DALI CONTROLLER	C
S13	14.4W/M 3000K LED	LED STRIP WITHIN A SCREW FIXED EXTRUSION C/W DIFFUSER RECESSED INTO THE CEILING OF THE GAMING ENTRY AS PER THE ARCHITECTURAL DETAIL. PROVIDE THE STRIP WITH REMOTE DALI DIMMABLE POWER SUPPLIES AS REQUIRED LOCATE THE POWER SUPPLIES IN A CONCEALED ACCESSIBLE POSITION NOTED ON THE AS CONSTRUCTED DOCUMENTS.	WHITE	RAPID LED R2334 PLUS ALUMINIUM EXTRUSION AND POWER SUPPLY & DALI CONTROLLER	C
S14	14.4W/M 3000K LED	LED STRIP WITHIN A SCREW FIXED EXTRUSION C/W DIFFUSER MOUNTED TO THE CEILING STRUCTURE AS PER THE ARCHITECTURAL DETAIL. PROVIDE THE STRIP WITH REMOTE DALI DIMMABLE POWER SUPPLIES AS REQUIRED LOCATE THE POWER SUPPLIES IN A CONCEALED ACCESSIBLE POSITION NOTED ON THE AS CONSTRUCTED DOCUMENTS.	WHITE	RAPID LED R2334 PLUS ALUMINIUM EXTRUSION AND POWER SUPPLY & DALI CONTROLLER	C
S15	12W/M 2700K LED	FLEXIBLE LED ROPE FLEX SCREW FIXED ONTO THE CEILING AS PER THE ARCHITECTURAL DETAIL. PROVIDE THE STRIP WITH REMOTE DALI DIMMABLE POWER SUPPLIES AS REQUIRED LOCATE THE POWER SUPPLIES IN A CONCEALED ACCESSIBLE POSITION NOTED ON THE AS CONSTRUCTED DOCUMENTS.	WHITE	NPA L-NF-GLOW-VWW + POWER SUPPLY & DALI CONTROLLER	A
S16	12W/M 2700K LED	FLEXIBLE LED ROPE FLEX SCREW FIXED ONTO THE EXTERNAL WALL AS PER THE ARCHITECTURAL DETAIL. REFER TO THE ELEVATIONS FOR THE EXTENT AND QUANTITY OF STRIP. PROVIDE THE STRIP WITH REMOTE DALI DIMMABLE POWER SUPPLIES AS REQUIRED LOCATE THE POWER SUPPLIES IN A CONCEALED ACCESSIBLE POSITION NOTED ON THE AS CONSTRUCTED DOCUMENTS.	WHITE	NPA L-NF-GLOW-VWW + POWER SUPPLY & DALI CONTROLLER	A
S17	20W/M 3000K LED	LED STRIP WITHIN A SCREW FIXED EXTRUSION C/W DIFFUSER MOUNTED WITHIN THE CEILING PELMET AS PER THE ARCHITECTURAL DETAIL. PROVIDE THE STRIP WITH REMOTE DALI DIMMABLE POWER SUPPLIES AS REQUIRED LOCATE THE POWER SUPPLIES IN A CONCEALED ACCESSIBLE POSITION NOTED ON THE AS CONSTRUCTED DOCUMENTS.	WHITE	RAPID LED 7W/M 3,000K 24VOLT DC IP20 R2338 PLUS R2384 17 X 9 ALUMINIUM EXTRUSION AND OPAL DIFFUSER + POWER SUPPLY & DALI CONTROLLER	A



ELECTRICAL DESIGN GROUP

ELECTRICAL BUILDING SERVICES CONSULTANTS

P.O. Box 15, SHERWOOD Q. 4075

Phone: (07) 3278 4375 Fax: (07) 3716 0222

Web Site: www.edg.net.au Email: brisbane@edg.net.au

C3583a - FOREST LAKE TAVERN


C3583a-0002(C).xls

ELECTRICAL EQUIPMENT SCHEDULE

REVISION C - 20 NOVEMBER 2025

THE LIGHT FITTING SUPPLIER CONTACT DETAILS MAY BE AVAILABLE ON THE EDG WEBSITE VIA THE FOLLOWING LINK
www.edg.net.au/Links/Lighting.htm

TYPE	LAMPS	DESCRIPTION	COLOUR / ACCESSORY	CATALOGUE No	REV
S18	12W/M 2700K LED	FLEXIBLE LED ROPE FLEX SCREW FIXED RECESSED INTO THE WALL AS PER THE ARCHITECTURAL DETAIL. PROVIDE THE STRIP WITH REMOTE DALI DIMMABLE POWER SUPPLIES AS REQUIRED LOCATE THE POWER SUPPLIES IN A CONCEALED ACCESSIBLE POSITION NOTED ON THE AS CONSTRUCTED DOCUMENTS.	WHITE	NPA L-NF-GLOW-VWW + POWER SUPPLY & DALI CONTROLLER	C
S19	12W/M 2700K LED	FLEXIBLE LED ROPE FLEX SCREW FIXED RECESSED INTO THE CEILING FEATURE AS PER THE ARCHITECTURAL DETAIL. PROVIDE THE STRIP WITH REMOTE DALI DIMMABLE POWER SUPPLIES AS REQUIRED LOCATE THE POWER SUPPLIES IN A CONCEALED ACCESSIBLE POSITION NOTED ON THE AS CONSTRUCTED DOCUMENTS.	WHITE	NPA L-NF-GLOW-VWW + POWER SUPPLY & DALI CONTROLLER	B
S20	14.4W/M 3000K LED	LED STRIP WITHIN A SCREW FIXED EXTRUSION C/W DIFFUSER MOUNTED UNDER THE OVERHEAD CUPBOARD AGAINST THE SPLASH BACK AS PER THE ARCHITECTURAL DETAIL. PROVIDE THE STRIP WITH A REMOTE POWER SUPPLY LOCATED IN A CONCEALED ACCESSIBLE POSITION NOTED ON THE AS CONSTRUCTED DOCUMENTS. SUPPLY AND SWITCH THE S18 WITH THE EXISTING ROOM LIGHTS.	WHITE	RAPID LED R2334 PLUS ALUMINIUM EXTRUSION AND DRIVER	C
L1	30W 4000K LED	300 X 1200 BACKLIT LED PANEL C/W REMOTE DRIVER AND A PB RECESS KIT	WHITE	RAPID LED R3206 + RECESS KIT	C
PD01	TRAILING EDGE DIMMABLE 240 VOLT 2700K E27 LED 250 LUMENS +/- 10% 15,000 HOUR LIFE	175DIA DECORATIVE PENDANT ALLOW TO ASSEMBLE AND INSTALL CONFIRM THE SUSPENSION HEIGHT ONSITE WITH THE ARCHITECT	BLACK GREY GLASS	FAT SHACK VINTAGE NORTHERN ORB GLASS PENDANT P1275 SMALL	A
PD02	TRAILING EDGE DIMMABLE 240 VOLT 2700K E27 LED 250 LUMENS +/- 10% 15,000 HOUR LIFE	2805DIA DECORATIVE PENDANT ALLOW TO ASSEMBLE AND INSTALL CONFIRM THE SUSPENSION HEIGHT ONSITE WITH THE ARCHITECT	BLACK GREY GLASS	FAT SHACK VINTAGE NORTHERN ORB GLASS PENDANT P1275 MEDIUM	A
PD03	3000K LED	2805DIA DECORATIVE PENDANT ALLOW TO ASSEMBLE AND INSTALL CONFIRM THE SUSPENSION HEIGHT ONSITE WITH THE ARCHITECT	GOLD / WHITE	ZEST LIGHTING TWIST GOLD KNOT LED MODERN PENDANT LIGHT	B



ELECTRICAL DESIGN GROUP

ELECTRICAL BUILDING SERVICES CONSULTANTS

P.O. Box 15, SHERWOOD Q. 4075

Phone: (07) 3278 4375 Fax: (07) 3716 0222

Web Site: www.edg.net.au Email: brisbane@edg.net.au

C3583a - FOREST LAKE TAVERN					C3583a-0002(C).xls
ELECTRICAL EQUIPMENT SCHEDULE					
REVISION C - 20 NOVEMBER 2025					
THE LIGHT FITTING SUPPLIER CONTACT DETAILS MAY BE AVAILABLE ON THE EDG WEBSITE VIA THE FOLLOWING LINK www.edg.net.au/Links/Lighting.htm					
TYPE	LAMPS	DESCRIPTION	COLOUR / ACCESSORY	CATALOGUE No	REV
WL01	TRAILING EDGE DIMMABLE 240 VOLT G9 2700K LED 250 LUMENS +/- 10% 15,000 HOUR LIFE	DECORATIVE WALL LIGHT MOUNTED LIGHT AS PER THE ARCHITECTURAL ELEVATION	GOLD BRASS	FAT SHACK VINTAGE BROOKLYN WALL LIGHT W695	A
WL02	TRAILING EDGE DIMMABLE 240 VOLT 2700K B26 LED 250 LUMENS +/- 10% 15,000 HOUR LIFE	150 X 210 X 150 DECORATIVE WALL LIGHT MOUNTED LIGHT AS PER THE ARCHITECTURAL ELEVATION	GOLD BRASS	FAT SHACK VINTAGE BUNKER GLOBE WALL LIGHT C034	A
WL03	TRAILING EDGE DIMMABLE 240 VOLT 2700K E27 LED 250 LUMENS +/- 10% 15,000 HOUR LIFE	345 X 430 X 250 DECORATIVE WALL LIGHT MOUNTED LIGHT AS PER THE ARCHITECTURAL ELEVATION	BLACK	FAT SHACK VINTAGE RAILWAY WALL LIGHT W1033-BLK	A
WL04	7W 2700K LED	137 X 88 DECORATIVE IP65 WALL LIGHT MOUNTED LIGHT AS PER THE ARCHITECTURAL ELEVATION	BRASS	ZEST LIGHTING CIRQ ROUND SATIN BRASS CCT LED	B
WL05	24W 3000K LED	ROOF MOUNTED ADJUSTABLE 36 DEG FLOOD LIGHT C/W INTEGRAL DRIVER	BLACK	GAMMA ILLUMINATION VIXO 1115-FL-3K-22W-SM	A
WL06	2 No 7W 3000K GU10 240 VOLT LED TE DIMMABLE LAMPS	137 X 88 DECORATIVE IP65 WALL MOUNTED UP / DOWN LIGHT AS PER THE ARCHITECTURAL ELEVATION REMOTE DALI DIMMABLE DRIVER.	BRASS	FATSHACK VINTAGE KINGSFORD UPDOWN SKU W511- BRS	B
WL07	2 No 7W 3000K GU10 240 VOLT LED TE DIMMABLE LAMPS	175 X 100 DECORATIVE IP65 WALL MOUNTED ADJUSTABLE TWIN HEAD LIGHT AS PER THE ARCHITECTURAL ELEVATION REMOTE DALI DIMMABLE DRIVER.	BLACK	FATCHACK VINTAGE SEABROOK OUTDOOR TWIN LIGHT SKU C193- BLK-GU10	B
WL08	12W 4000K LED	DECORATIVE WALL LIGHT C/W INTEGRAL DRIVER MOUNTED ABOVE THE MIRROR AS PER THE ARCHITECTURAL DETAILS	BLACK	FATSHACK VINTAGE ORMSBY LED BATHROOM LIGHT	B
WL09	EXISTING RECESSED BRICK LIGHT TO BE RE-LAMPED WITH A 3000K LAMP AND RESUPPLIED AS INDICATED				A
TL01	9W 3000K LED PER FITTING	SURFACE TRACK C/W FITTINGS AS INDICATED PROVIDE EACH TRACK WITH A REMOTE DALI DIMMABLE DRIVER LOCATED IN A CONCEALED ACCESSIBLE POSITION NOTED ON THE AS CONSTRUCTED DOCUMENTS.	BLACK	LUMEN 8 NIX 45 TRACK AND SOLIS SON145TK09930 FITTINGS DALI DIMMABLE	B



ELECTRICAL DESIGN GROUP

ELECTRICAL BUILDING SERVICES CONSULTANTS

P.O. Box 15, SHERWOOD Q. 4075

Phone: (07) 3278 4375 Fax: (07) 3716 0222

Web Site: www.edg.net.au Email: brisbane@edg.net.au

C3583a - FOREST LAKE TAVERN					C3583a-0002(C).xls
ELECTRICAL EQUIPMENT SCHEDULE					
REVISION C - 20 NOVEMBER 2025					
THE LIGHT FITTING SUPPLIER CONTACT DETAILS MAY BE AVAILABLE ON THE EDG WEBSITE VIA THE FOLLOWING LINK www.edg.net.au/Links/Lighting.htm					
TYPE	LAMPS	DESCRIPTION	COLOUR / ACCESSORY	CATALOGUE No	REV
HL01		PENDANT HEAT LAMP C/W IR LAMP SUSPENDED AS PER THE ARCHITECTURAL DETAIL.	ANTIQUE NICKEL	HATCO DL-600(L) C/W LOWER SWITCH	A
RD01	15W 3000K LED	RECESSED DOWNLIGHT C/W REMOTE DALI DIMMABLE DRIVER	WHITE TRIM	RAPID R1075-WH-15W-WW-60 DALI	A
RD02	15W 3000K LED	RECESSED DOWNLIGHT C/W REMOTE DALI DIMMABLE DRIVER	WHITE TRIM	RAPID R1074-WH-15W-WW-60 DALI	A
RD03	15W 3000K LED	RECESSED ADJUSTABLE DOWNLIGHT C/W REMOTE DALI DIMMABLE DRIVER	BLACK TRIM	RAPID R1074-BK-15W-WW-60 DALI	A
RD04	15W 3000K LED	RECESSED DOWNLIGHT C/W REMOTE DALI DIMMABLE DRIVER	BLACK TRIM	RAPID R1075-BK-15W-WW-60 DALI	A
GL01	3W 2700K LED	GARDEN ELV SPIKE DOWNLIGHT LIGHT. PROVIDE EACH GROUP OF GL01 FITTINGS WITH A REMOTE COMMON DALI DIMMABLE DRIVER. LOCATE DRIVER /POWER SUPPLY IN A CONCEALED ACCESSIBLE POSITION NOTED ON THE AS CONSTRUCTED DOCUMENTS.	AGED BRASS	NOCTURNAL LIGHTING BUNIP NL-0069 DALI	B
GL02	5W 3000K LED	GARDEN ELV SPIKE SPOT LIGHT. PROVIDE EACH GROUP OF GL01 FITTINGS WITH A REMOTE COMMON DALI DIMMABLE DRIVER. LOCATE DRIVER /POWER SUPPLY IN A CONCEALED ACCESSIBLE POSITION NOTED ON THE AS CONSTRUCTED DOCUMENTS.	BLACK	EQUAL TO GAMMA ILLUMINATION RULOJ 885102	A
G1	GAMING BASE KICK LED STRIP LIGHTS TO BE PROVIDED AS PART OF THE GAMING BASE AND CONNECTED BY THE GAMING ELECTRICIAN.				A
BD01	TBA	TREE BUD LIGHTS. ALLOW A PC SUM FOR THE SUPPLY AND INSTALLATION OF EACH BD01 FITTING.	WHITE	ALLOW A PC SUM OF \$10,000.00 PLUS GST FOR THE SUPPLY OF EACH BD01 FITTING	A
FL01	120W 4000K LED	REPLACE THE EXISTING BOLLARD LIGHT WITH A 7M POLE C/W AREA LIGHT.	BLACK POLE AND FITTING	RAPID LED R3240-LRG R17604	C



ELECTRICAL DESIGN GROUP


ELECTRICAL BUILDING SERVICES CONSULTANTS

P.O. Box 15, SHERWOOD Q. 4075

Phone: (07) 3278 4375 Fax: (07) 3716 0222

Web Site: www.edg.net.au Email: brisbane@edg.net.au

C3583a - FOREST LAKE TAVERN					C3583a-0002(C).xls
ELECTRICAL EQUIPMENT SCHEDULE					
REVISION C - 20 NOVEMBER 2025					
THE LIGHT FITTING SUPPLIER CONTACT DETAILS MAY BE AVAILABLE ON THE EDG WEBSITE VIA THE FOLLOWING LINK www.edg.net.au/Links/Lighting.htm					
TYPE	LAMPS	DESCRIPTION	COLOUR / ACCESSORY	CATALOGUE No	REV
FS01	1W LED AT 500 CENTRES	REPLACE THE EXISTING FESTOON LIGHTS WITH NEW 24V DC IP65 FESTOON LIGHTING TO BE FIXED TO A 316 STAINLESS STEEL WIRE SUPPORT SYSTEM. SUPPLY THE NEW FESTOON LIGHTS VIA REMOTE DALI DIMMABLE DRIVERS IN A CONCEALED ACCESSIBLE POSITIONS NOTED ON THE AS CONSTRUCTED DOCUMENTS. CONFIRM THE LENGTH AND POSITION ON SITE	BLACK CABLE AND FIXINGS 316 STAINLESS STEEL SUPPORT AND FIXINGS	FIRE FLY FFC-LS-50-24VE27-BK	B
SL01	13W 3000K LED	SURFACE MOUNTED DOWNLIGHT C/W INTEGRAL DALI DIMMABLE DRIVER	BLACK	EQUAL TO GAMMA ILLUMINATION SOLO 1412-3K-13W	B
DF1	NO LONGER USED				B
DF2	NO LONGER USED				B
E1	LED	EMERGENCY LIGHT: RECESSED NON-MAINTAINED EMERGENCY LIGHT. AS2293 CLASSIFICATION C0-D40 - C90-D40.	WHITE	CLEVERTRONICS LLIFE	A
E2	LED	EMERGENCY LIGHT: SURFACE MOUNTED NON-MAINTAINED EMERGENCY LIGHT. AS2293 CLASSIFICATION C0-D40 - C90-D40.	BLACK	CLEVERTRONICS LLIFEBLK	A
EX	LED	EXIT LIGHT: MAINTAINED 24M VIEWING DISTANCE EXIT LIGHT C/W DIFFUSERS & DIRECTIONAL ARROWS AS SHOWN. CEILING SURFACE MOUNT OR WALL MOUNT BETWEEN 2100mm & 2700mm AFFL IF THERE IS NO VERTICAL SURFACE TO MOUNT THE FITTING ON WITHIN THIS RANGE CONFIRM THE MOUNTING HEIGHT WITH THE ENGINEER. AS2293 CLASSIFICATION C0-D1.25- C90-D2	WHITE UNLESS NOTED AS BK THEN BLACK BODY	CLEVERTRONICS LUBPRO-SM	A
F1	EXISTING FAN TO BE RETAINED AS IS				A
HR01	EXISTING HEATER TO BE RETAINED AS IS				A
HR02	EXISTING HEATER TO BE RETAINED AS IS				A
CHANNEL x		CONTROL CHANNEL WITH A NUMERICAL REFERENCE. REFER TO THE POWER AND LIGHTING CONTROL SCHEMATIC / SCHEDULE			A
LIGHTING CONTROL SWITCH PANEL (SPx)		6-BUTTON PROGRAMMABLE SWITCH PANEL C/W CENTRAL LCD DISPLAY MOUNTED AT 1000mm AFFL UNLESS NOTED OTHERWISE.	ALUMINIUM	DYNALITE ANTUMBRA DISPLAY	A



ELECTRICAL DESIGN GROUP

ELECTRICAL BUILDING SERVICES CONSULTANTS

P.O. Box 15, SHERWOOD Q. 4075

Phone: (07) 3278 4375 Fax: (07) 3716 0222

Web Site: www.edg.net.au Email: brisbane@edg.net.au

C3583a - FOREST LAKE TAVERN					C3583a-0002(C).xls
ELECTRICAL EQUIPMENT SCHEDULE					
REVISION C - 20 NOVEMBER 2025					
THE LIGHT FITTING SUPPLIER CONTACT DETAILS MAY BE AVAILABLE ON THE EDG WEBSITE VIA THE FOLLOWING LINK www.edg.net.au/Links/Lighting.htm					
TYPE	LAMPS	DESCRIPTION	COLOUR / ACCESSORY	CATALOGUE No	REV
SINGLE POWER OUTLET		SINGLE POWER OUTLET C/W CIRCUIT IDENTIFICATION ON THE FACEPLATE BEHIND THE SURROUND MOUNT AT 300mm AFFL U.N.O. RATING 10A U.N.O.	WHITE UNLESS NOTED AS BLACK (BK)	CLIPSAL C2000 SERIES	A
DOUBLE POWER OUTLET		DOUBLE POWER OUTLET C/W CIRCUIT IDENTIFICATION ON THE FACEPLATE BEHIND THE SURROUND MOUNT AT 300mm AFFL U.N.O. RATING 10A U.N.O.	WHITE UNLESS NOTED AS BLACK (BK)	CLIPSAL C2000 SERIES	A
DOUBLE POWER OUTLET WITH USB		DOUBLE POWER OUTLET C/W USB A AND USB C CHARGER , CIRCUIT IDENTIFICATION ON THE FACEPLATE BEHIND THE SURROUND MOUNT ABOVE BENCH	WHITE	CLIPSAL C2000 SERIES	B
WEATHERPROOF POWER OUTLET (WP)		IP54 WEATHERPROOF SINGLE / DOUBLE POWER OUTLET AS NOTED ON DRAWING C/W COVER FLAP OVER SOCKET. MOUNT AT MINIMUM 1100mm AFFL U.N.O. RATING 10A U.N.O.	-	CLIPSAL WSCF227F	A
GAMING TAB OUTLET		GAMING / TAB OUTLETS PROVIDED BY THE GAMING ELECTRICIAN. REFER TO THE NOTES FOR ADDITIONAL DETAILS ON THE SCOPE.			A
SIGN CONNECTION		COORDINATE THE LOCATION AND CONNECTION WITH THE SIGN CONTRACTOR ENSURING THE GPO / ISOLATORS ARE PROVIDED WITH APPROPRIATE WEATHER PROTECTION AND ARE CONCEALED FROM VIEW.			A
HAND DRYER CONNECTION (HD)		15A ISOLATING SWITCH WALL MOUNTED AT 2400mm AFFL AND CONNECTED TO THE HAND DRYER UNIT AS PER DETAIL.	WHITE	CLIPSAL C2000 SERIES 30USM	B
SINGLE-PHASE ISOLATOR		SINGLE-PHASE WEATHERPROOF ISOLATOR. MOUNT AT 1350mm AFFL U.N.O. RATING 20A U.N.O. CONNECT TO EQUIPMENT VIA FLEXIBLE CONDUIT.	-	CLIPSAL WHT20	A
THREE-PHASE ISOLATOR		THREE-PHASE WEATHERPROOF ISOLATOR. MOUNT AT 1350mm AFFL U.N.O. RATING 20A U.N.O. CONNECT TO EQUIPMENT VIA FLEXIBLE CONDUIT.	-	CLIPSAL WHT35	A
DB-A		NEW DISTRIBUTION BOARD DB-A. REFER TO THE NOTES AND DB-A SCHEDULE FOR ADDITIONAL REQUIREMENTS.			A
DB-1		EXISTING DISTRIBUTION BOARD DB-1 TO BE REPLACED WITH A NEW DISTRIBUTION BOARD ON THE ADJACENT WALL. REFER TO THE NOTES AND DB-1 SCHEDULE FOR ADDITIONAL REQUIREMENTS.			A
DB-2		EXISTING DISTRIBUTION BOARD DB-2 TO BE REMOVED. REFER TO THE NOTES, FOR ADDITIONAL REQUIREMENTS.			A
DB-G		EXISTING DISTRIBUTION BOARD DB-G. REFER TO THE NOTES AND DB-G SCHEDULE FOR ADDITIONAL REQUIREMENTS.			A



ELECTRICAL DESIGN GROUP


ELECTRICAL BUILDING SERVICES CONSULTANTS

P.O. Box 15, SHERWOOD Q. 4075

Phone: (07) 3278 4375 Fax: (07) 3716 0222

Web Site: www.edg.net.au Email: brisbane@edg.net.au

C3583a - FOREST LAKE TAVERN					C3583a-0002(C).xls
ELECTRICAL EQUIPMENT SCHEDULE					
REVISION C - 20 NOVEMBER 2025					
THE LIGHT FITTING SUPPLIER CONTACT DETAILS MAY BE AVAILABLE ON THE EDG WEBSITE VIA THE FOLLOWING LINK www.edg.net.au/Links/Lighting.htm					
TYPE	LAMPS	DESCRIPTION	COLOUR / ACCESSORY	CATALOGUE No	REV
DB-R		EXISTING DISTRIBUTION BOARD DB-R TO REMAIN AS IS.			A
MSB		EXISTING MAIN SWITCHBOARD TO REMAIN AS IS.			A



ELECTRICAL DESIGN GROUP

ELECTRICAL BUILDING SERVICES CONSULTANTS

P.O. Box 15, SHERWOOD Q. 4075

Phone: (07) 3278 4375 Fax: (07) 3716 0222

Web Site: www.edg.net.au Email: brisbane@edg.net.au


C3583a - FOREST LAKE TAVERN

C3583a-0004(B).xls

LIGHTING CONTROL SCHEDULE

REVISION B - 22 AUGUST 2025

MISCELLANEOUS EQUIPMENT					REV
ITEM	DESCRIPTION				A
SP1	AS DETAILED IN THE EQUIPMENT SCHEDULE 6-BUTTON PROGRAMMABLE SWITCH PANEL C/W CENTRAL LCD DISPLAY DYNALITE ANTUMBRA DISPLAY ALUMINIUM				A
SP2	AS DETAILED IN THE EQUIPMENT SCHEDULE 6-BUTTON PROGRAMMABLE SWITCH PANEL C/W CENTRAL LCD DISPLAY DYNALITE ANTUMBRA DISPLAY ALUMINIUM				A
SP3	AS DETAILED IN THE EQUIPMENT SCHEDULE 6-BUTTON PROGRAMMABLE SWITCH PANEL C/W CENTRAL LCD DISPLAY DYNALITE ANTUMBRA DISPLAY ALUMINIUM				A
SP4	AS DETAILED IN THE EQUIPMENT SCHEDULE 6-BUTTON PROGRAMMABLE SWITCH PANEL C/W CENTRAL LCD DISPLAY DYNALITE ANTUMBRA DISPLAY ALUMINIUM				A
PE CELL	PROGRAMMABLE PE CELL DUS 90CS CONFIRM THE LOCATION ON SITE WITH THE ARCHITECT				A
TIME CLOCK	PROGRAMMABLE TIME CLOCK ENVISION GATEWAY PDEG LOCATED IN DB-2				A
CONTROL MODULE 1					A
TYPE:		DYNALITE DDBC1200			A
DESCRIPTION		12CH BOARD CAST DALI CONTROLLER			A
LOCATION		DIN RAIL MOUNTED WITHIN DB-1			A
BUS:		A			A
CHANNEL	CONTROL	DESCRIPTION			A
		LOCATION	CIRCUITS	USE	A
1-1	DALI DIM		DB-1 - L2	S13	A
1-2	DALI DIM		DB-1 - L2	RD01	A
1-3	DALI DIM		DB-1 - L2	RD01	A
1-4	DALI DIM		DB-1 - L3	RD01	A
1-5	DALI DIM		DB-1 - L4	S8	B
1-6	DALI DIM		DB-1 - L3	RD01	A
1-7	DALI DIM		DB-1 - L4	RD01	A
1-8	DALI DIM		DB-1 - L5	RD01	A
1-9	DALI DIM		DB-1 - L5	RD01	A
1-10	DALI DIM		DB-1 - L6	S4	A
1-11	DALI DIM		DB-1 - L6	S1-S2	A
1-12					A
CONTROL MODULE 2					A
TYPE:		DYNALITE DDMC802			A
DESCRIPTION		8CH MODULAR CONTROLLER			A
LOCATION		DIN RAIL MOUNTED WITHIN DB-1			A
BUS:		A			A
CHANNEL	CONTROL	DESCRIPTION			A
		LOCATION	CIRCUIT	USE	A
1-13	DGTM202		DB-1 -L1	WL08	A
1-14					A
1-15	DGRM204			BD01	A
1-16				WL04	B
1-17					A
1-18					A
1-19					A
1-20					A



ELECTRICAL DESIGN GROUP

ELECTRICAL BUILDING SERVICES CONSULTANTS

P.O. Box 15, SHERWOOD Q. 4075

Phone: (07) 3278 4375 Fax: (07) 3716 0222

Web Site: www.edg.net.au Email: brisbane@edg.net.au


C3583a - FOREST LAKE TAVERN

C3583a-0004(B).xls

LIGHTING CONTROL SCHEDULE

REVISION B - 22 AUGUST 2025

CONTROL MODULE 3					B
TYPE:		DYNALITE DDMC802			A
DESCRIPTION		8CH MODULAR CONTROLLER			A
LOCATION		DIN RAIL MOUNTED WITHIN DB-A			A
BUS:		A			A
CHANNEL	CONTROL	DESCRIPTION			A
		LOCATION	CIRCUIT	USE	A
A-1	DGTM202		DB-A -L1	PD02 PD01	B
A-2				WL08	A
A-3	DGTM202			WL08	A
A-4				WL07	B
A-5					A
A-6					A
A-7					A
A-8					A
CONTROL MODULE 4					B
TYPE:		DYNALITE DDRC1220FR-GL			A
DESCRIPTION		12CH 20 A FEEDTHROUGH RELAY CONTROLLER			A
LOCATION		DIN RAIL MOUNTED WITHIN DB-A			A
BUS:		A			A
CHANNEL	CONTROL	DESCRIPTION			A
		LOCATION	CIRCUIT	USE	A
A-9					B
A-10	SWITCHED		DB-A- L2	FS01	A
A-11	SWITCHED		DB-A- L2	FS01	A
A-12					B
A-13	SWITCHED		DB-A- L2	B01	A
A-14	SWITCHED		DB-A- L3	SIGN	A
A-15	SWITCHED		DB-A- L3	WL09	A
A-16	SWITCHED		DB-A- L3	SIGN	A
A-17	SWITCHED		DB-A- L3	WL04	A
A-18	SWITCHED		DB-A- L4	SIGN	A
A-19	SWITCHED		DB-A- L3	SIGN	A
A-20	SWITCHED		DB-A -L18	PD03	B
CONTROL MODULE 5					B
TYPE:		DYNALITE DDBC1200			A
DESCRIPTION		12CH BOARD CAST DALI CONTROLLER			A
LOCATION		DIN RAIL MOUNTED WITHIN DB-A			A
BUS:		A			A
CHANNEL	CONTROL	DESCRIPTION			A
		LOCATION	CIRCUITS	USE	A
A-22	DALI DIM		DB-A- L5	RD01	A
A-23	DALI DIM		DB-A- L5	RD01	B
A-24	DALI DIM		DB-A- L5	RD01	A
A-25	DALI DIM		DB-A- L6	RD01	A
A-26	DALI DIM		DB-A- L7	S17	A
A-27	DALI DIM		DB-A- L8	S7 & S9	B
A-28	DALI DIM		DB-A- L8	S8	A
A-29	DALI DIM		DB-A- L8	S3	A
A-30	DALI DIM		DB-A- L8	S2	A
A-31	DALI DIM		DB-A- L8	S4	A
A-32	DALI DIM		DB-A- L7	RD01	B
A-33	DALI DIM		DB-A -L18	S19	B



ELECTRICAL DESIGN GROUP

ELECTRICAL BUILDING SERVICES CONSULTANTS

P.O. Box 15, SHERWOOD Q. 4075

Phone: (07) 3278 4375 Fax: (07) 3716 0222

Web Site: www.edg.net.au Email: brisbane@edg.net.au

C3583a - FOREST LAKE TAVERN

C3583a-0004(B).xls

LIGHTING CONTROL SCHEDULE

REVISION B - 22 AUGUST 2025

CONTROL MODULE 6					B
TYPE:		DYNALITE DDBC1200			A
DESCRIPTION		12CH BOARD CAST DALI CONTROLLER			A
LOCATION		DIN RAIL MOUNTED WITHIN DB-A			A
BUS:		A			A
CHANNEL	CONTROL	DESCRIPTION			A
		LOCATION	CIRCUITS	USE	A
A-34	DALI DIM		DB-A- L9	S2	A
A-35	DALI DIM		DB-A- L9	S6	A
A-36	DALI DIM		DB-A- L9	S2	A
A-37	DALI DIM		DB-A- L9	S4	A
A-38	DALI DIM		DB-A- L9	S3	A
A-39	DALI DIM		DB-A- L9	S5	A
A-40	DALI DIM		DB-A- L9	S8	A
A-41	DALI DIM		DB-A- L10	GL01	A
A-42	DALI DIM		DB-A- L10	GL01	A
A-43	DALI DIM		DB-A- L10	GL01	A
A-44					B
A-45	DALI DIM		DB-A- L10	GL02	B
CONTROL MODULE 7					B
TYPE:		DYNALITE DDBC1200			A
DESCRIPTION		12CH BOARD CAST DALI CONTROLLER			A
LOCATION		DIN RAIL MOUNTED WITHIN DB-A			A
BUS:		A			A
CHANNEL	CONTROL	DESCRIPTION			A
		LOCATION	CIRCUITS	USE	A
A-46	DALI DIM		DB-A- L11	RD01	A
A-47	DALI DIM		DB-A- L11	RD01	A
A-48	DALI DIM		DB-A- L11	RD01	A
A-49	DALI DIM		DB-A- L19	RD02	B
A-50	DALI DIM		DB-A- L12	RD01	A
A-51	DALI DIM		DB-A- L13	RD01	A
A-52	DALI DIM		DB-A- L14	RD01	A
A-53	DALI DIM		DB-A- L14	RD01	B
A-54	DALI DIM		DB-A- L13	RD01	A
A-55	DALI DIM		DB-A- L13	RD01	A
A-56	DALI DIM		DB-A- L14	RD01	A
A-57	DALI DIM		DB-A- L2	FS01	B
CONTROL MODULE 8					A
TYPE:		DYNALITE DDBC1200			B
DESCRIPTION		12CH BOARD CAST DALI CONTROLLER			B
LOCATION		DIN RAIL MOUNTED WITHIN DB-A			B
BUS:		A			B
CHANNEL	CONTROL	DESCRIPTION			B
		LOCATION	CIRCUITS	USE	B
A-58	DALI DIM		DB-A- L16	TL01	B
A-59	DALI DIM		DB-A- L17	RD01	B
A-60	DALI DIM		DB-A- L17	RD01	B
A-61	DALI DIM		DB-A- L17	S15	B
A-62	DALI DIM		DB-A- L17	S15	B
A-63	DALI DIM		DB-A- L18	RD01	B
A-64	DALI DIM		DB-A- L18	RD01	B
A-65	DALI DIM		DB-A- L19	S16	B
A-66	DALI DIM		DB-A- L19	RD01	B
A-67	DALI DIM		DB-A- L19	RD01	B
A-68	DALI DIM		DB-A- L2	FS01	B
A-69					B



ELECTRICAL DESIGN GROUP

ELECTRICAL BUILDING SERVICES CONSULTANTS

P.O. Box 15, SHERWOOD Q. 4075

Phone: (07) 3278 4375 Fax: (07) 3716 0222

Web Site: www.edg.net.au Email: brisbane@edg.net.au


C3583a - FOREST LAKE TAVERN

C3583a-0004(B).xls

LIGHTING CONTROL SCHEDULE

REVISION B - 22 AUGUST 2025

CONTROL MODULE 9					A
TYPE:		DYNALITE DDRC1220FR-GL			A
DESCRIPTION		12CH 20 A FEEDTHROUGH RELAY CONTROLLER			A
LOCATION		DIN RAIL MOUNTED WITHIN NEW DB-G CUBICAL			A
BUS:		A			A
CHANNEL	CONTROL	DESCRIPTION			A
		LOCATION	CIRCUIT	USE	A
G-1	SWITCHED		DB-G- P1	SIGN	A
G-2	SWITCHED		DB-G- P2	SIGN	A
G-3	SWITCHED		DB-G- P3	SIGN	A
G-4	SWITCHED		DB-G- P4	SIGN	A
G-5	SWITCHED		DB-G- P5	SIGN	A
G-6	SWITCHED		DB-G- L1	SIGN	A
G-7	SWITCHED		DB-G- L2	WL07	A
G-8	SWITCHED		DB-G- L2	FL01	A
G-9					A
G-10					A
G-11					A
G-12					A
CONTROL MODULE 10					A
TYPE:		DYNALITE DDBC1200			A
DESCRIPTION		12CH BOARD CAST DALI CONTROLLER			A
LOCATION		DIN RAIL MOUNTED WITHIN NEW DB-G CUBICAL			A
BUS:		A			A
CHANNEL	CONTROL	DESCRIPTION			A
		LOCATION	CIRCUITS	USE	A
G-13	DALI DIM		DB-G- L3	G1	A
G-14	DALI DIM		DB-G- L4	G1	A
G-15	DALI DIM		DB-G- L5	S4	A
G-16	DALI DIM		DB-G- L5	S2	A
G-17	DALI DIM		DB-G- L5	S8	A
G-18	DALI DIM		DB-G- L5	RD03	A
G-19	DALI DIM		DB-G- L5	RD04	A
G-20	DALI DIM		DB-G- L6	RD04	A
G-21	DALI DIM		DB-G- L6	S12	A
G-22	DALI DIM		DB-G- L7	RD01	A
G-23	DALI DIM		DB-G- L7	RD04	B
G-24	DALI DIM		DB-G- L7	RD01	A
CONTROL MODULE 11					A
TYPE:		DYNALITE DDMC802			A
DESCRIPTION		8CH MODULAR CONTROLLER			A
LOCATION		DIN RAIL MOUNTED WITHIN NEW DB-G CUBICAL			A
BUS:		A			A
CHANNEL	CONTROL	DESCRIPTION			A
		LOCATION	CIRCUIT	USE	A
G-25	DGTM202		DB-G -L8	WL02	A
G-26				WL03	A
G-27	DGTM202			WL06	B
G-28					A
G-29					A
G-30					A
G-31					A
G-32					A



ELECTRICAL DESIGN GROUP

ELECTRICAL BUILDING SERVICES CONSULTANTS

P.O. Box 15, SHERWOOD Q. 4075

Phone: (07) 3278 4375 Fax: (07) 3716 0222

Web Site: www.edg.net.au Email: brisbane@edg.net.au

C3583a - FOREST LAKE TAVERN

C3583a-0004(B).xls

LIGHTING CONTROL SCHEDULE

REVISION B - 22 AUGUST 2025

CONTROL MODULE 12					A
TYPE:		DYNALITE DDBC1200			A
DESCRIPTION		12CH BOARD CAST DALI CONTROLLER			A
LOCATION		DIN RAIL MOUNTED WITHIN NEW DB-G CUBICAL			A
BUS:		A			A
CHANNEL	CONTROL	DESCRIPTION			A
		LOCATION	CIRCUITS	USE	A
G-33					B
G-34	DALI DIM		DB-G- L10	S10	A
G-35	DALI DIM		DB-G- L12	S14	A
G-36	DALI DIM		DB-G- L12	S13	A
G-37	DALI DIM		DB-G- L12	RD01	A
G-38	DALI DIM		DB-G- L12	GL01	A
G-39					B
G-40	DALI DIM		DB-G- L12	S3	A
G-41	DALI DIM		DB-G- L12	S18	A
G-42	DALI DIM		DB-G- L11	GL01	A
G-43	DALI DIM		DB-G- L6	S11	A
G-44	DALI DIM		DB-G- L13	RD04	B
CONTROL MODULE 13					A
TYPE:		DYNALITE DDBC1200			A
DESCRIPTION		12CH BOARD CAST DALI CONTROLLER			A
LOCATION		DIN RAIL MOUNTED WITHIN NEW DB-G CUBICAL			A
BUS:		A			A
CHANNEL	CONTROL	DESCRIPTION			A
		LOCATION	CIRCUITS	USE	A
G-45	DALI DIM		DB-G- L13	RD01	A
G-46	DALI DIM		DB-G- L13	S16	A
G-47	DALI DIM				A
G-48	DALI DIM				A
G-49	DALI DIM				A
G-50	DALI DIM				A
G-51	DALI DIM				A
G-52	DALI DIM				A
G-53	DALI DIM				A
G-54	DALI DIM				A
G-55	DALI DIM				A
G-56	DALI DIM				A



ELECTRICAL DESIGN GROUP

ELECTRICAL BUILDING SERVICES CONSULTANTS

P.O. Box 15, SHERWOOD Q. 4075

Phone: (07) 3278 4375

Website: www.edg.net.au Email: brisbane@edg.net.au

C3583a - FOREST LAKE TAVERN

C3583a-0005(B).xls

DISTRIBUTION BOARD DB-1

REVISION B - 22 AUGUST 2025

FAULT CURRENT: 6KA							250 NON AUTO LOAD BREAK	REV
MAIN SWITCH:								A
CHASSIS SIZE: 96 POLE								A
SUPPLIED FROM: MSB								A
CHASSIS RATING: 250A							EXISTING	A
SUPPLY CABLE:								A
PHASES: 3								
REFER TO THE NOTES FOR ADDITIONAL REQUIREMENTS. PROVIDE THE DB WITH A FULL WIDTH EMPTY DIN RAIL TO ACCOMMODATE FUTURE CONTACTORS AND CONTROLS IN ADDITION TO THE CONTROLS INCLUDING THE DYNALITE EQUIPMENT PROVIDED AS PART OF THE INITIAL WORKS. PROVIDE THE DB WITH AN AS2293 EMERGENCY LIGHTING CONTROL SYSTEM TO CONTROL THE ASSOCIATED EMERGENCY LIGHTS. PROVIDE THE DB WITH SURGE PROTECTION. ENSURE THE SCHEDULE INCLUDES THE CIRCUIT USE AND LOCATION. ALLOW NEW SWITCHGEAR AND CONTROLS TO CONNECT ANY EXISTING DB-1 CIRCUITS THAT REMAIN.							A	
CIRC	PH	CIRCUIT BREAKER (amps)	CONTROL EQUIPMENT	CABLE SIZE (mm ²)	LOCATION	CIRCUIT USE		
P1	1	20	RCBO	2.5	AMENITY	HD	A	
P2	1	20	RCBO	2.5	OFFICE	GPOs	B	
L1	1	20	RCBO	2.5		LIGHTING	A	
L2	1	20	RCBO	2.5		LIGHTING	A	
L3	1	20	RCBO	2.5		LIGHTING	A	
L4	1	20	RCBO	2.5		LIGHTING	A	
L5	1	20	RCBO	2.5		LIGHTING	A	
L6	1	20	RCBO	2.5		LIGHTING	A	



ELECTRICAL DESIGN GROUP

ELECTRICAL BUILDING SERVICES CONSULTANTS

P.O. Box 15, SHERWOOD Q. 4075

Phone: (07) 3278 4375

Website: www.edg.net.au Email: brisbane@edg.net.au

C3583a - FOREST LAKE TAVERN

C3583a-0006(B).xls

DISTRIBUTION BOARD DB-A

REVISION B - 22 AUGUST 2025

FAULT CURRENT: 6KA							MAIN SWITCH: 250 NON AUTO LOAD BREAK	REV
CHASSIS SIZE: 96 POLE								A
CHASSIS RATING: 250A								A
PHASES: 3								A
REFER TO THE EQUIPMENT SCHEDULE AND NOTES FOR ADDITIONAL REQUIREMENTS. PROVIDE THE DB WITH A FULL WIDTH EMPTY DIN RAIL TO ACCOMMODATE FUTURE CONTACTORS AND CONTROLS IN ADDITION TO THE CONTROLS INCLUDING THE DYNALITE EQUIPMENT PROVIDED AS PART OF THE INITIAL WORKS. PROVIDE THE DB WITH AN AS2293 EMERGENCY LIGHTING CONTROL SYSTEM TO CONTROL THE ASSOCIATED EMERGENCY LIGHTS. PROVIDE THE DB WITH SURGE PROTECTION. ENSURE THE SCHEDULE INCLUDES THE CIRCUIT USE AND LOCATION. ALLOW NEW SWITCHGEAR AND CONTROLS TO CONNECT ANY EXISTING DB-2 CIRCUITS THAT REMAIN.							A	
CIRC	PH	CIRCUIT BREAKER (amps)	CONTROL EQUIPMENT	CABLE SIZE (mm ²)	LOCATION	CIRCUIT USE		
P1	1	20	RCBO	2.5		ATM	A	
P2	1	20	RCBO	2.5	AMENITY	HD	A	
P3	1	20	RCBO	2.5		TV	A	
P4	1	20	RCBO	2.5		KIOSK	A	
P5	1	20	RCBO	2.5		TV	A	
P6	1	20	RCBO	2.5	TAB	TV	B	
P7	1	20	RCBO	2.5	TAB	TAB	A	
P8	1	20	RCBO	2.5	TAB	TAB	A	
P9	1	20	RCBO	2.5	BAR	GLASS WASHER	A	
L1	1	20	RCBO	2.5		LIGHTING	A	
L2	1	20	RCBO	2.5		LIGHTING	A	
L3	1	20	RCBO	2.5		LIGHTING	A	
L4	1	20	RCBO	2.5		LIGHTING	A	
L5	1	20	RCBO	2.5		LIGHTING	A	
L6	1	20	RCBO	2.5		LIGHTING	A	
L7	1	20	RCBO	2.5		LIGHTING	A	
L8	1	20	RCBO	2.5	SERVERY	HEAT LAMPS	A	
L9	1	20	RCBO	2.5		LIGHTING	A	
L10	1	20	RCBO	2.5		LIGHTING	A	
L11	1	20	RCBO	2.5		LIGHTING	A	
L12	1	20	RCBO	2.5		LIGHTING	A	
L13	1	20	RCBO	2.5		LIGHTING	A	
L14	1	20	RCBO	2.5		LIGHTING	A	
L15	1	20	RCBO	2.5		LIGHTING	A	
L16	1	20	RCBO	2.5		LIGHTING	A	
L17	1	20	RCBO	2.5		LIGHTING	A	
L18	1	20	RCBO	2.5		LIGHTING	A	
L19	1	20	RCBO	2.5		LIGHTING	A	
L20	1	20	RCBO	2.5	SERVERY	HEAT LAMPS	A	



ELECTRICAL DESIGN GROUP

ELECTRICAL BUILDING SERVICES CONSULTANTS

P.O. Box 15, SHERWOOD Q. 4075

Phone: (07) 3278 4375

Website: www.edg.net.au Email: brisbane@edg.net.au

C3583a - FOREST LAKE TAVERN















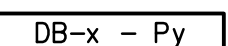




















C3583a-0007(B).xls

DISTRIBUTION BOARD DB-G

REVISION B - 22 AUGUST 2025

							REV
UPGRADE THE EXISTING DB-G TO ACCOMMODATE THE FOLLOWING CIRCUITS. REMOVE ALL EXISTING REDUNDANT SWITCHGEAR AND CABLING. IT IS ACCEPTABLE TO UTILISE EXISTING SWITCHGEAR THAT BECOMES SPARE IF IT IS IN GOOD CONDITION AND HAS THE CORRECT FUNCTION AND CAPACITY. PROVIDE THE DISTRIBUTION BOARD WITH A NEW LOCKABLE CUBICAL CONTAINING THE DIN RAILS TO HOUSE THE NEW DYNALITE LIGHTING CONTROL EQUIPMENT. THE NEW CUBICAL IS TO BE MOUNTED HARD UNDER THE EXISTING SWITCHBOARD AND IS TO MATCH IT IN DEPTH, WIDTH, COLOUR AND APPEARANCE. PROVIDE THE NEW CUBICAL WITH AN ESCUTCHEON AND A SPARE FULL WITH DIN RAIL FOR FUTURE CONTROLS IN ADDITION TO THOSE PROVIDED AS PART OF THE CONTRACT WORKS.							A
CIRC	PH	CIRCUIT BREAKER (amps)	CONTROL EQUIPMENT	CABLE SIZE (mm ²)	LOCATION	CIRCUIT USE	
P1	1	20	RCBO	2.5	GAMING	SIGNS	A
P2	1	20	RCBO	2.5	GAMING	SIGNS	A
P3	1	20	RCBO	2.5	GAMING	SIGNS	A
P4	1	20	RCBO	2.5	GAMING	SIGNS	A
P5	1	20	RCBO	2.5	GAMING	SIGNS	A
P6	1	20	RCBO	2.5	GAMING	MODEM	B
P7	1	20	RCBO	2.5	GAMING	GAMING MACHINES	A
P8	1	20	RCBO	2.5	GAMING	GAMING MACHINES	A
P9	1	20	RCBO	2.5	GAMING	GAMING MACHINES	A
P10	1	20	RCBO	2.5	GAMING	GAMING MACHINES	A
P11	1	20	RCBO	2.5	GAMING	GAMING MACHINES	A
P12	1	20	RCBO	2.5	GAMING	GAMING MACHINES	A
P13	1	20	RCBO	2.5	GAMING	GAMING MACHINES	A
P14	1	20	RCBO	2.5	GAMING	GAMING MACHINES	A
P15	1	20	RCBO	2.5	GAMING	GAMING MACHINES	A
P16	1	20	RCBO	2.5	GAMING	GAMING MACHINES	A
P17	1	20	RCBO	2.5	GAMING	GAMING MACHINES	A
P18	1	20	RCBO	2.5	GAMING	CRT	A
P19	1	20	RCBO	2.5	GAMING	CLEANING	A
P20	1	20	RCBO	2.5	GAMING	TV	A
P21	1	20	RCBO	2.5	GAMING	AUTO DOORS	A
P22	1	20	RCBO	2.5	GAMING	CRT	A
P23	1	20	RCBO	2.5	AMENITY	HD	A
P24	1	20	RCBO	2.5	ENTRY	LED SCREEN	A
L1	1	20	RCBO	2.5		LIGHTING	A
L2	1	20	RCBO	2.5		LIGHTING	A
L3	1	20	RCBO	2.5		LIGHTING	A
L4	1	20	RCBO	2.5		LIGHTING	A
L5	1	20	RCBO	2.5		LIGHTING	A
L6	1	20	RCBO	2.5		LIGHTING	A
L7	1	20	RCBO	2.5		LIGHTING	A
L8	1	20	RCBO	2.5		LIGHTING	A
L9							A
L10	1	20	RCBO	2.5		LIGHTING	B
L11	1	20	RCBO	2.5		LIGHTING	B
L12	1	20	RCBO	2.5		LIGHTING	B
L13	1	20	RCBO	2.5		LIGHTING	B

LEGEND

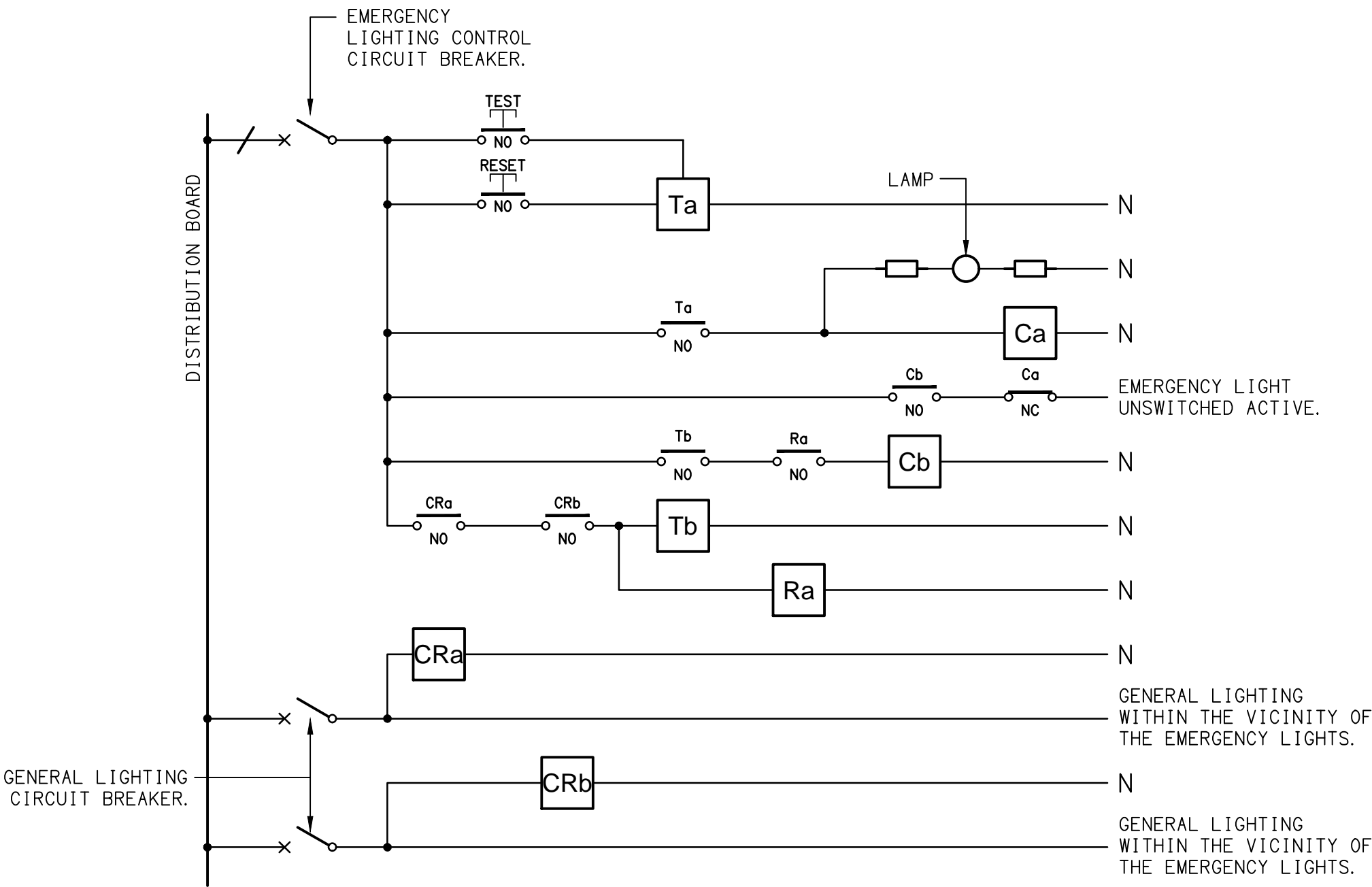
-  ELECTRICAL SERVICES SWITCHBOARD.
-  SWITCHBOARD / CONTROL PANEL NOT PROVIDED AS PART OF THE ELECTRICAL SUBCONTRACT.
-  SINGLE POWER OUTLET.
-  DOUBLE POWER OUTLET.
-  DOUBLE POWER OUTLET C/W USB CHARGING PORTS.
-  GAMING / TAB OUTLET BY GAMING ELECTRICIAN.
-  SIGNAGE CONNECTION.
-  SINGLE PHASE ISOLATOR.
-  THREE PHASE ISOLATOR.
-  CONDUIT ROUTE.
-  HAND DRYER CONNECTION.
-  LIGHTING CONTROL SWITCHPANEL, TYPE x.
-  CIRCUIT LINE.
-  SWITCH LINE.
-  POWER CIRCUIT DESIGNATION. DENOTES DB AND CIRCUIT.
-  LIGHTING CONTROL CHANNEL REFERENCE.
-  ELECTRICAL EQUIPMENT AS NOTED.
-  REFER TO DETAIL NOTED FOR THE AREA SHOWN HATCHED. ADDITIONAL OUTLETS & FITTINGS MAY BE SHOWN ON DETAIL.
-  Sx: LED JOINERY / CEILING STRIP LIGHT, TYPE AS NOTED.
-  E1: GENERAL RECESSED LED EMERGENCY LIGHT, WHITE.
-  E2: GENERAL SURFACE LED EMERGENCY LIGHT, BLACK.
-  EX: EMERGENCY LED EXIT LIGHT, WHITE UNLESS NOTED AS BLACK (BK).
-  PD01: DECORATIVE SUSPENDED PENDANT.
-  PD02: DECORATIVE SUSPENDED PENDANT.
-  PD03: DECORATIVE SUSPENDED PENDANT.
-  TL01: BISTRO SUSPENDED TRACK LIGHTS, WHITE.
-  WL01: SMALL DECORATIVE WALL LIGHT, GOLD / BRASS.
-  WL02: MEDIUM DECORATIVE WALL LIGHT, GOLD / BRASS.
-  WL03: DECORATIVE WALL LIGHT, BLACK.
-  WL04: DECORATIVE WALL LIGHT, BRASS.
-  WL05: ROOF MOUNTED FLOOD LIGHT.
-  WL06: UP / DOWN WALL LIGHT, BRASS.
-  WL07: DUAL HEAD WALL LIGHT, BLACK.
-  WL08: MIRROR BACK LIGHT.
-  WL09: EXISTING RECESSED BRICK LIGHT.

LEGEND

-  RD01: RECESSED DOWNLIGHT, WHITE.
-  RD02: RECESSED ADJUSTABLE DOWNLIGHT, WHITE.
-  RD03: RECESSED ADJUSTABLE DOWNLIGHT, BLACK.
-  RD04: RECESSED DOWNLIGHT, BLACK.
-  FS01: FESTOON LIGHTING FIXED TO STAINLESS STEEL SUPPORT, BLACK.
-  GL01: GARDEN SPIKE SPOT LIGHT, BLACK.
-  GL02: GARDEN SPIKE DOWN LIGHT, BLACK.
-  F1: EXISTING CEILING FAN TO BE RETAINED.
-  HR1: EXISTING HEATER TO BE RETAINED.
-  HR02: EXISTING HEATER TO BE RETAINED.
-  HL01: SERVERY PASS OUT HEAT LAMP.
-  G1: GAMING BASE LED STRIP LIGHT.
-  BD01: TREE BUD LIGHTS.
-  FL01: POLE MOUNTED FLOOD LIGHT. BLACK POLE AND FITTING.
-  SL01: SURFACE MOUNTED CAN DOWNLIGHT, WHITE.
-  L1: 300 x 1200 RECESSED LED FLAT PANEL TROFFER.

EQUIPMENT:

- TEST – TEST PUSH BUTTON MOUNTED ON THE DISTRIBUTION BOARD ESCUTCHEON.
- RESET – RESET PUSH BUTTON MOUNTED ON THE DISTRIBUTION BOARD ESCUTCHEON.
- LAMP – AMBER TEST INDICATING LAMP MOUNTED ON THE DISTRIBUTION BOARD ESCUTCHEON.
- Ta – ADJUSTABLE 0-3 HOUR TIMED RELAY.
- Tb – 15 MINUTE RUN-ON TIMER TO OPERATE UPON THE RETURN OF MAINS POWER.
- Cx – CONTACTOR x.
- CRx – CONTROL RELAY x.
- Rx – RELAY x.



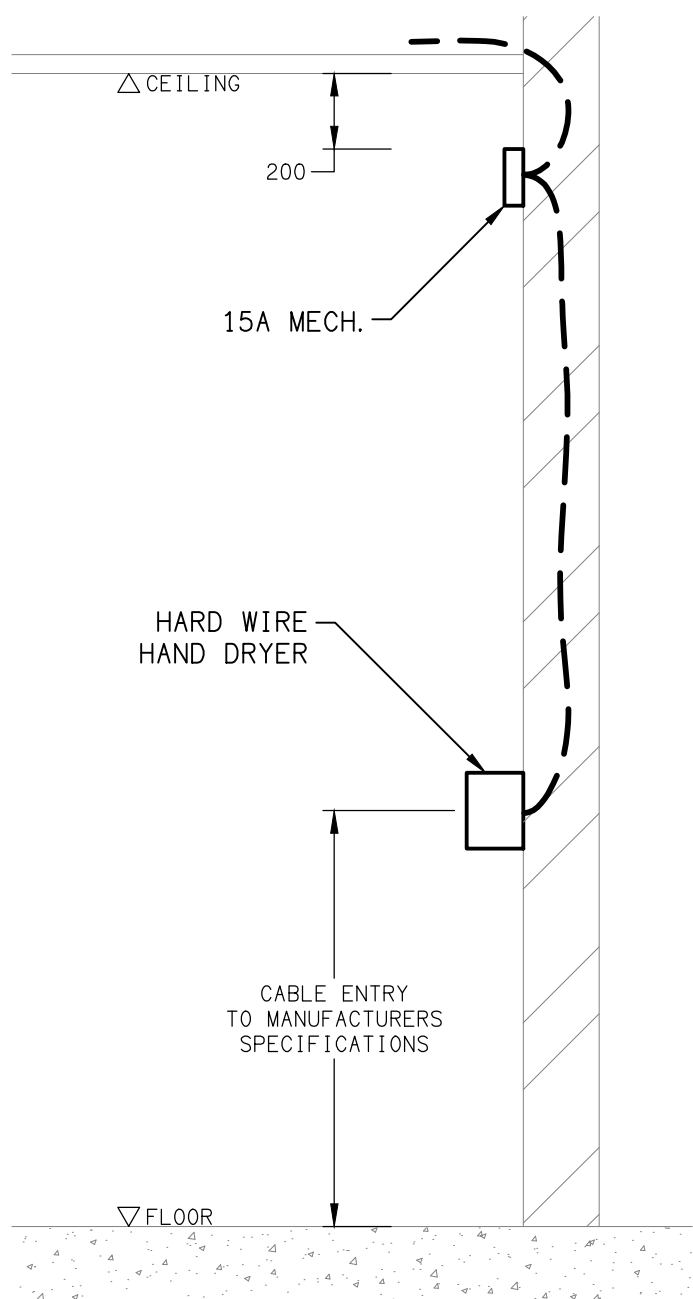
NOTES

1. THE EMERGENCY LIGHT UNSWITCHED ACTIVE / GENERAL LIGHTING SWITCHED ACTIVE CIRCUIT ARRANGEMENT AND CONTROL IS TYPICAL FOR ALL CIRCUITS SUPPLYING EMERGENCY LIGHTS.
2. PROVIDE ADDITIONAL CONTROL RELAYS (CRx) CONFIGURED AS PER CRa AND CRb FOR ALL ADDITIONAL LIGHTING CIRCUITS THAT SUPPLY LIGHTS IN THE VICINITY OF THE EMERGENCY LIGHTS.

SCHEMATIC

EMERGENCY LIGHTING

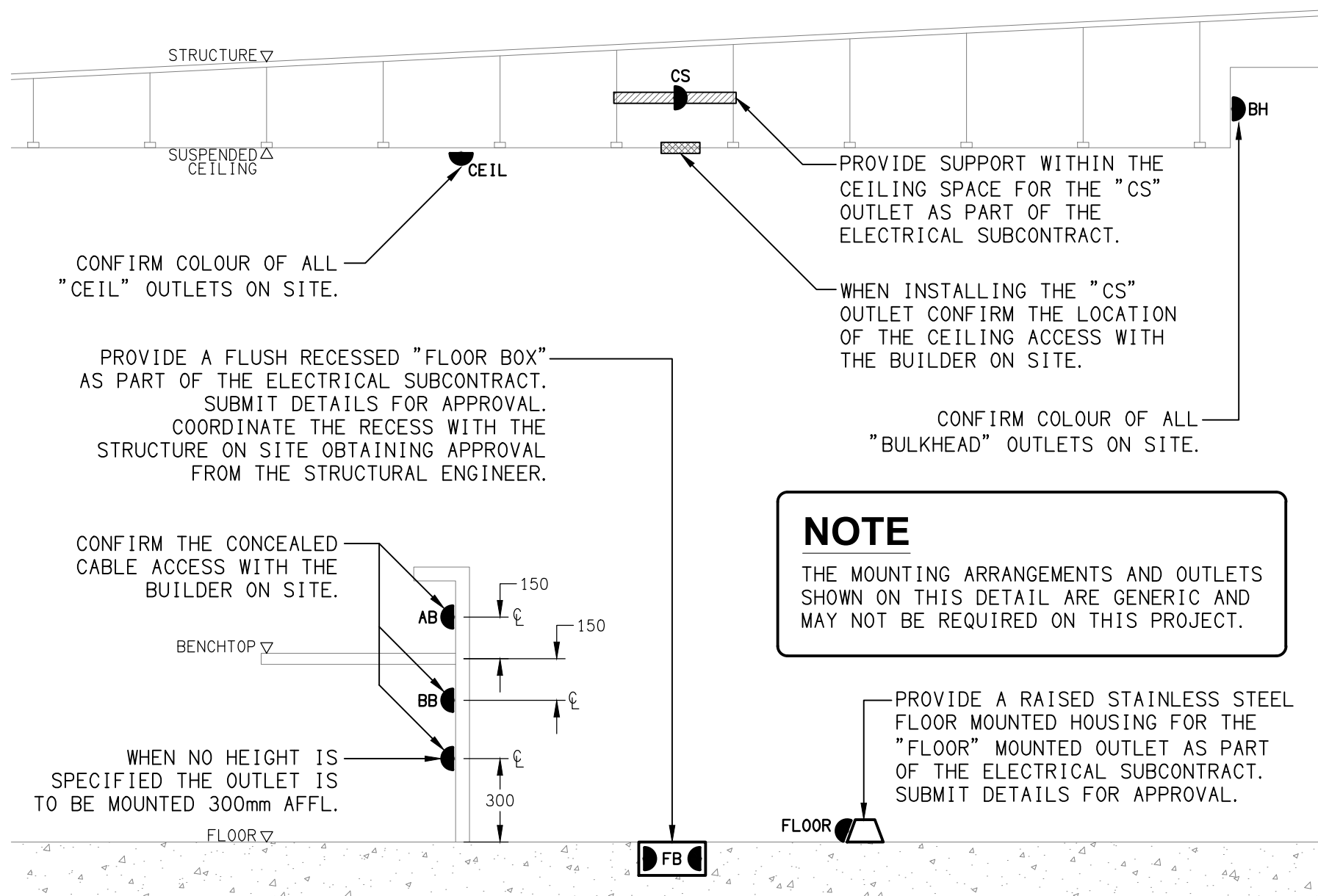
NOT TO SCALE



DETAIL

HAND DRYER CONNECTION

NOT TO SCALE



DETAIL

TYPICAL OUTLET MOUNTINGS

NOT TO SCALE

THE COPYRIGHT OF THIS DRAWING REMAINS THE PROPERTY OF THE ELECTRICAL DESIGN GROUP.

USE FIGURED DIMENSIONS IN PREFERENCE TO SCALE.

ALL DIMENSIONS TO BE VERIFIED ONSITE.

C	CONSTRUCTION	20/11/2025
REV:	DESCRIPTION:	DATE:

ELECTRICAL DESIGN GROUP
ELECTRICAL BUILDING SERVICES CONSULTANTS

BRISBANE: P.O. Box 15 Sherwood Qld 4075
Phone: (07) 3278 4375
Email: brisbane@edg.net.au
Web: www.edg.net.au

ELECTRICAL DESIGN GROUP BRISBANE PTY LTD
ACN 092 710 793

TRADING AS:
ELECTRICAL DESIGN GROUP

PROJECT:

FOREST LAKE TAVERN

SITE ADDRESS:

**245 FOREST LAKE BOULEVARD
FOREST LAKE, QUEENSLAND**

SCALE: SHEET SIZE:

NOT TO SCALE AT **A1**

DRAWING TITLE:

**ELECTRICAL SERVICES
LEGEND & DETAILS**

PROJECT NO: DRAWING NO: REVISION:

C3583a E01 C

NOTES

1. EXTENT OF WORKS

THE ELECTRICAL SERVICES SUB-CONTRACT INCLUDES BUT IS NOT LIMITED TO THE FOLLOWING:
- SUPPLY AND INSTALLATION OF ALL COMPONENTS FORMING PART OF THE ELECTRICAL SERVICES.
- INSPECTIONS.
- TESTING AND COMMISSIONING.
- MAINTENANCE.
- CABLING, CABLE SUPPORT SYSTEMS AND ACCESS.
- POWER DISTRIBUTION.
- LIGHTING.
- MODIFICATION, RELOCATION AND EXTENSION AS NECESSARY OF ALL EXISTING SERVICES THAT ARE IMPACTED BY THE WORKS OR REQUIRED TO BE EXTENDED BY THE WORKS.
- REMOVAL OF ALL EXISTING SERVICES MADE REDUNDANT BY THE WORKS.
- DOCUMENTS.
- ANY TEMPORARY WORKS REQUIRED TO KEEP THE HOTEL OPERATING DURING THE CONSTRUCTION PROCESS AND ACCOMMODATE STAGING OF THE WORKS TO REFLECT THE EXECUTION OF THE MAIN CONTRACT WORKS.
- ALL MINOR COMPONENTS AND INCIDENTAL WORKS NOT SPECIFICALLY REFERRED TO, HOWEVER NECESSARY TO COMPLETE THE ELECTRICAL SERVICES INSTALLATION SUCH THAT IT IS HANDED OVER COMPLETE, OPERATIONAL AND FIT FOR THE INTENDED USE.

PRIOR TO COMMENCING WORK CONSULT SITE MANAGEMENT FOR ANY HAZARDOUS MATERIAL AND OR ASBESTOS REGISTERS AS WELL AS UNDERTAKE A THOROUGH INSPECTION OF THE SITE TO IDENTIFY ANY POTENTIAL HAZARDOUS MATERIALS, ASBESTOS AND HEALTH OR SAFETY RISKS. ADVISE THE CONTRACTOR OF ANY POTENTIAL HAZARDOUS MATERIALS. ASBESTOS AND HEALTH OR SAFETY RISKS IF IDENTIFIED AND DO NOT COMMENCE WORK UNTIL AN APPROPRIATE MANAGEMENT PLAN HAS BEEN DEVELOPED AND AGREED TO BY ALL PARTIES.

SUPPLY ALL LABOUR, MATERIALS, EQUIPMENT, AND ALL OTHER ITEMS, WHETHER MENTIONED IN DETAIL OR NOT, REQUIRED FOR THE SATISFACTORY COMPLETION OF THE ELECTRICAL SERVICES INSTALLATION, LEAVING IN FULL WORKING ORDER TO THE SATISFACTION OF THE PROJECT MANAGER.

ACCEPT FULL RESPONSIBILITY FOR LIASING, ARRANGING AND CO-ORDINATION OF ALL WORKS THAT HAVE AN EFFECT ON OR WILL BE AFFECTED BY THE ELECTRICAL SERVICES.

REFER TO THE EQUIPMENT SCHEDULE FOR ADDITIONAL REQUIREMENTS.

2. WORKMANSHIP

ENSURE THAT THE ELECTRICAL WORK IS PERFORMED BY THE HOLDER OF A CURRENT ELECTRICAL SUB CONTRACTOR LICENSE AND THE SERVICES COVERED BY THE ACMA IS PERFORMED BY THE HOLDER OF THE APPROPRIATE CURRENT ACMA LICENSE. ENSURE THE INSTALLATION AND ALL COMPONENTS, FIXTURES, FITTINGS, OUTLETS AND CABLES ARE SUPPLIED AND INSTALLED TO A HIGH STANDARD THROUGHOUT, AND INSTALLED IN A NEAT AND TRADESMAN LIKE MANNER, TO THE CURRENT INDUSTRY STANDARDS. ENSURE ALL MATERIALS AND COMPONENTS OF A SIMILAR TYPE ARE OF THE SAME MANUFACTURER AND INSTALLED IN A UNIFORM MANNER.

IT IS THE ELECTRICAL SUB CONTRACTOR’S RESPONSIBILITY TO ENSURE THAT THE INSTALLATION IS FIT FOR PURPOSE AND IS PROVIDED AS A COMPLETE WORKING INSTALLATION. IT IS THE ELECTRICAL SUB CONTRACTOR’S RESPONSIBILITY TO PROVIDE ALL COMPONENTS, FITTINGS, FIXTURES, SYSTEMS, PROGRAMMING ETC IRRESPECTIVE OF THE LEVEL DETAILED IN THE DOCUMENTS SUCH THAT THE INSTALLATION IS PROVIDED AS A COMPLETE WORKING INSTALLATION.

CONCEAL ALL WIRING AND CONDUITS. EXPOSED CABLING OR CONDUITS ARE GENERALLY NOT ACCEPTABLE. IT IS NOTED THAT CHASING AND REINSTATEMENT WILL BE REQUIRED. ENSURE ALL COMPONENTS, EQUIPMENT AND MATERIALS SUPPLIED ARE NEW, UNUSED, DESIGNED AND SELECTED TO ENSURE SATISFACTORY OPERATION UNDER VARYING ATMOSPHERIC, CLIMATIC, HUMID TROPICAL CONDITIONS WITHOUT DISTORTION AND DETERIORATION IN ANY PART AFFECTING EFFICIENCY AND RELIABILITY OF THE SYSTEMS. DESIGN AND SELECT ALL EQUIPMENT TO PROVIDE THE NECESSARY SAFETY TO HUMAN LIFE AND PROPERTY DURING OPERATION AND MAINTENANCE WITH PARTICULAR ATTENTION GIVEN TO ELECTRICAL SAFETY AND SEGREGATION PRECAUTIONS.

CHECK THE FINISHED PAINTWORK AROUND THE AREA OF EACH INSTALLATION AND TOUCH UP ALL DAMAGED PARTS AND FINISHES AFTER THE INSTALLATION OF THE ELECTRICAL SERVICES.

ALL WORKS ARE TO BE CARRIED OUT IN ACCORDANCE WITH THE BUILDER’S PROGRAM. ENSURE ALL FINAL LOCATIONS OF OUTLETS AND FITTINGS ARE CO-ORDINATED ONSITE WITH THE ARCHITECT AND ALL OTHER SERVICES, TO THE APPROVAL OF THE PROJECT MANAGER. ALLOW TO CO-ORDINATE THE FINAL LOCATION OF ALL EQUIPMENT, FITTINGS, & OUTLETS, SUCH THAT THEY ARE INSTALLED IN ACCORDANCE WITH THE AS3000 RESTRICTED ZONES, AND ARE NOT COVERED INAPPROPRIATELY.

ENSURE THAT ALL METAL SURFACES ARE SUITABLY PROTECTED AGAINST CORROSION, AND THAT ALL PLASTIC MATERIALS ARE UV STABILISED.

PROVIDE ALL MATERIALS AS NEW, AND OF THE HIGHEST CLASS AVAILABLE FOR THEIR RESPECTIVE TYPES. ENSURE ALL ASPECTS OF THE WORK ARE OF A HIGH STANDARD THROUGHOUT, AND INSTALLED IN A NEAT AND TRADESMAN LIKE MANNER, TO THE CURRENT INDUSTRY STANDARDS.

MODIFICATION, RELOCATION AND EXTENSION AS NECESSARY OF ALL EXISTING SERVICES THAT ARE IMPACTED BY THE WORKS OR REQUIRED TO BE EXTENDED BY THE WORKS.

PROVIDE ALL TEMPORARY WORKS REQUIRED TO KEEP THE VENUE AND ALL CONSTRUCTION STAGES OPERATING INCLUDING STAGED COMMISSIONING DURING THE CONSTRUCTION PROCESS.

ALL MINOR COMPONENTS AND INCIDENTAL WORKS NOT SPECIFICALLY REFERRED TO, HOWEVER NECESSARY TO COMPLETE THE ELECTRICAL SERVICES INSTALLATION SUCH THAT IT IS HANDED OVER COMPLETE, OPERATIONAL AND FIT FOR THE INTENDED USE.

CORRUGATED CONDUITS MUST NOT BE USED WITHIN ANY FOOD OR DRINK PREPARATION OR SERVERY AREAS.

CABLE JOINS ARE NOT ACCEPTABLE. ALL CABLING, WIRING, CONDUCTORS AND CONDUITS MUST BE CONCEALED. ALL EXISTING ELECTRICAL SERVICES INCLUDING CABLING AND SWITCHGEAR THAT IS FOUND TO BE REDUNDANT OR MADE REDUNDANT BY THE WORKS MUST BE REMOVED.

IT IS ACCEPTABLE TO USE EXISTING SWITCHGEAR, OUTLETS AND CABLING IF THEY ARE APPROPRIATELY RATED AND THE ELECTRICIAN ACCEPTS RESPONSIBILITY OVER THE SWITCHGEAR / OUTLETS / CABLE AND PROVIDES A WARRANTY OVER IT AS IF IT WAS INSTALLED NEW BY THE ELECTRICIAN.

3. STANDARDS

IRRESPECTIVE OF INFORMATION CONTAINED IN THE ELECTRICAL SERVICES DOCUMENTS OR IN INSTRUCTIONS, IT IS THE ELECTRICAL SUB CONTRACTORS RESPONSIBILITY TO ENSURE ALL ELECTRICAL SERVICES WORKS ARE INSTALLED IN ACCORDANCE WITH THE REQUIREMENTS OF THE FOLLOWING. REFER ANY DISCREPANCIES BETWEEN THE REQUIREMENTS OF THE FOLLOWING AND/OR THE ELECTRICAL SERVICES DOCUMENTS AND INSTRUCTIONS TO THE ARCHITECT FOR CLARIFICATION PRIOR TO THE PLACING OF ORDERS, FABRICATION OR INSTALLATION OF THE ITEMS/METHODS IN DISCREPANCY.
- NCC BUILDING CODE OF AUSTRALIA.
- ELECTRICITY ACT.
- ELECTRICAL SAFETY ACT.
- AS/NZS3000.
- AS3008.
- WORKPLACE HEALTH AND SAFETY ACT.
- TELECOMMUNICATIONS ACT.
- ACMA REQUIREMENTS.

NOTES

4. AUTHORITIES

ENSURE ALL OF THE ELECTRICAL SERVICES COMPLY WITH THE REQUIREMENTS OF ALL REGULATORY AUTHORITIES HAVING JURISDICTION OVER THE SITE INCLUDING BUT NOT LIMITED TO THE FOLLOWING:
- ACMA.
- LOCAL COUNCIL.
- LOCAL SUPPLY AUTHORITY.
- STATE GOVERNMENT DEPARTMENT OF ENVIRONMENT AND HERITAGE.
- QLD GOVERNMENT, DIVISION OF WORKPLACE, HEALTH AND SAFETY.
- QLD FIRE AND EMERGENCY SERVICES.

5. CABLES

UNLESS OTHERWISE SPECIFIED, INSTALL AND TERMINATE CABLES IN ACCORDANCE WITH THE MANUFACTURERS’ RECOMMENDATIONS. DETERMINE THE FINAL ROUTES TO SUIT THE BUILDING STRUCTURE AND SITE CONDITIONS. UNLESS NOTED OTHERWISE, PROVIDE ALL 240 VOLT POWER AND LIGHTING WIRING AS 2.5mm² TWIN & EARTH STRANDED COPPER CONDUCTORS, PVC INSULATED 0.6/1kV V75 GRADE TO AS3174, PROTECTED BY A 20 AMP CIRCUIT BREAKER, ALL CONDUIT AND FITTINGS TO BE RIGID UPVC TO AS2053, UNLESS NOTED OTHERWISE.

6. POWER DISTRIBUTION

REMOVE THE EXISTING DYNALITE DIMMERS AND LOAD CENTRE ADJACENT DB-1. PROVIDE A NEW DISTRIBUTION BOARD DB-1 ON THE WALL 90 DEG TO THE EXISTING DB-1. REMOVE THE EXISTING DB. UTILISE THE EXISTING DB-1 SUBMAINS TO SUPPLY THE NEW DISTRIBUTION BOARD. RESUPPLY ALL OF THE EXISTING DB-1 CIRCUITS THAT REMAIN FROM THE NEW DISTRIBUTION BOARD WITH NEW AS3000 COMPLIANT SWITCHGEAR AND CONTROLS WITH THE SAME CAPACITY AND FEATURES AS THE EXISTING.

REMOVE THE EXISTING DYNALITE DIMMERS AND DISTRIBUTION BOARD DB-2. PROVIDE A NEW DISTRIBUTION BOARD DB-A. UTILISE THE EXISTING DB-2 SUBMAINS TO SUPPLY THE NEW DISTRIBUTION BOARD DB-A. RESUPPLY ALL OF THE EXISTING DB-2 CIRCUITS THAT REMAIN FROM THE NEW DISTRIBUTION BOARD DB-A WITH NEW AS3000 COMPLIANT SWITCHGEAR AND CONTROLS WITH THE SAME CAPACITY AND FEATURES AS THE EXISTING.

THE EXISTING MECHANICAL SERVICES CIRCUITS ARE TO BE RETAINED.

ALL OF THE EXISTING SWITCHBOARDS, CIRCUITS, CABLING AND OUTLETS THAT BECOME REDUNDANT ARE TO BE REMOVED. THE EXISTING CIRCUITS THAT REMAIN WITHIN THE AREA OF WORKS ARE TO BE RECONNECTED TO THE SWITCHBOARDS WITH NEW SWITCHGEAR AND CONTROLS. ANY INTERRUPTION TO THE POWER SUPPLY TO ANY SERVICES OUTSIDE OF THE AREA OF WORKS MUST BE RESTRICTED TO OUTSIDE OF THE HOTELS OPERATING HOURS AND MUST BE ADVISED TO THE OPERATOR IN WRITING AT LEAST ONE WEEK PRIOR.

ALL SWITCHBOARDS AND SWITCHGEAR ARE TO BE SCHNEIDER OR NHP AND CONTAIN AT LEAST 25% OR 12 SPARE POLES (WHICHEVER IS THE LARGER) AT PRACTICAL COMPLETION. ALL SWITCHBOARDS ARE TO BE LIGHT GREY. ORANGE SWITCHBOARDS ARE NOT ACCEPTABLE. EXTERNAL SWITCHBOARDS MUST BE 316 STAINLESS STEEL OR ALUMINIUM. PROVIDE 92268 KEY LOCKABLE DOORS ON ALL SWITCHBOARDS. ALL SWITCHBOARDS AND CIRCUITS MUST BE UNIQUELY NAMED WITH SWITCHBOARDS PROVIDED WITH A LABEL CONTAINING:
- SOURCE NAME.
- SOURCE OVERLOAD RATING IN AMPS.
- SUBMAIN CABLE TYPE, SIZE, CONFIGURATION AND LENGTH.

ALL REMOVABLE PANELS AND ESCUTCHEONS MUST BE SECURED VIA 1/4 TURN LATCHES THAT REMAIN PART OF THE PANEL / ESCUTCHEON. IT IS NOT ACCEPTABLE TO SECURE REMOVABLE PANELS AND ESCUTCHEONS BY BOLTS, NUTS OR SCREWS.

ALL CIRCUIT BREAKERS AND CIRCUIT SCHEDULES MUST BE LABELLED / CONTAIN THE SUBMAIN / CIRCUIT USE AND LOCATION SUCH THAT THE CONNECTION / OUTLET CAN BE SIMPLY IDENTIFIED.

OUTLETS ARE TO BE PROVIDED WITH A NEAT HAND WRITTEN CIRCUIT DESIGNATION BY INDELIBLE INK ON THE FACEPLATE SUCH THAT IT IS NOT VISIBLE WHEN THE COVER IS CONCEALED.

THE POWER DISTRIBUTION COMPONENT OF THIS CONTRACT INCLUDES, BUT IS NOT LIMITED TO THE FOLLOWING EXTENT OF WORK:
- POWER DISTRIBUTION.
- REPLACE THE EXISTING DISTRIBUTION BOARD DB-1.
- REMOVE THE EXISTING DISTRIBUTION BOARD DB-2.
- PROVIDE A NEW DISTRIBUTION BOARD DB-A.
- MODIFY / UPGRADE DB-G.
- CABLE ACCESS WAYS.
- CIRCUITS.
- ISOLATORS AND OUTLETS.
- TESTING AND COMMISSIONING.
- REMOVAL OF ALL EXISTING REDUNDANT SERVICES.
- RECONNECTION OF ALL EXISTING SERVICES THAT REMAIN.

REFER TO THE DISTRIBUTION BOARD SCHEDULES FOR ADDITIONAL REQUIREMENTS AND CIRCUIT DETAILS.

PROVIDE THE NEW MAIN SWITCHBOARD AS FOLLOWS:

PROVIDE DISTRIBUTION BOARDS DB-1 AND DB-A AS FOLLOWS:
- WALL MOUNTED.
- EACH CUBICAL IS TO HAVE A MINIMUM WIDTH OF 600MM.
- IP44 FORM 1.
- LIGHT GREY ENCLOSURE WHITE ESCUTCHEON.
- 3 POINT LOCKABLE HANDLES ON ALL DOORS.
- LIFT OFF HINGES ON ALL DOORS AND ESCUTCHEONS.
- 1/4 TURN LATCHES AND D HANDLES ON ALL ESCUTCHEONS.
- ALL SWITCHGEAR TO BE SCHNEIDER OR NHP/ TERASAKI.
- PROVIDE SHOP DRAWINGS FOR APPROVAL.
- 25% SPARE POLES AT PRACTICAL COMPLETION.
- ALL COMPONENTS ARE TO BE LABELLED WITH NON-STICK LABELS.

ENSURE ALL THREE PHASE CIRCUITS ARE PROVIDED WITH CORRECT PHASE ROTATION.

ENSURE ALL OUTLETS AND ISOLATORS ARE POSITIONED SUCH THAT THEY ARE NOT COVERED BY THE EQUIPMENT. THE FINAL POSITION OF ALL OUTLETS AND ISOLATORS ARE TO BE CONFIRMED ON SITE BY THE TENANTS REPRESENTATIVE.

NOTES

7. LIGHTING

ALL FRONT OF HOUSE LIGHTING IS TO BE 2,700K OR 3,000K AND THE BACK OF HOUSE LIGHTING IS TO BE 4,000K.

UNLESS A FITTING HAS BEEN SPECIFIED IN THE EQUIPMENT SCHEDULE THAT CONTAINS A MAIN VOLTAGE LAMP, ALL LIGHT FITTINGS MUST BE PROVIDED AS SOLID-STATE LED WITH A FIVE-YEAR MANUFACTURERS REPLACEMENT WARRANTY AND A MINIMUM TWO YEAR MANUFACTURERS REPLACEMENT AND LABOUR WARRANTY.

ALL FRONT OF HOUSE LIGHTS THAT DO NOT CONTAIN A MAIN VOLTAGE LAMP ARE TO BE DALI DIMMABLE.

REMOTE DRIVERS ARE TO BE USED IF POSSIBLE AND LOCATED IN A CONCEALED ACCESSIBLE POSITION, IF THE DRIVER CAN NOT BE REACHED FROM THE FITTING ITS POSITION MUST BE NOTED ON THE AS CONSTRUCTED DOCUMENTS.

ALL FRONT OF HOUSE LIGHTS THAT CONTAIN MAIN VOLTAGE LAMPS ARE TO BE PROVIDED WITH THE LOWEST OUTPUT PRACTICAL TO ACHIEVE THE REQUIRED ILLUMINATION / EFFECT AND BE TRAILING EDGE PHASE DIMMABLE.

ALL ILLUMINATED SIGNAGE, GAMING BASE FOOTREST LEDS, CARPARK LIGHTS, AND EXTERNAL SECURITY LIGHTS NOT CONSIDERED FRONT OF HOUSE ARE TO BE SWITCHED.

ALL LIGHTING CIRCUITS MUST BE PROTECTED BY A 20 AMP RCBO WITH THE AVERAGE NUMBER OF FITTINGS / DRIVERS SUPPLIED FROM A SINGLE CIRCUIT NOT EXCEEDING 25 WITH THE MAXIMUM NOT EXCEEDING 30.

PROVIDE A PHILIPS DYNALITE LIGHTING CONTROL SYSTEM TO CONTROL THE LIGHTING CONFIGURED WITH THE FOLLOWING SCENES:

INTERNAL

- CLEANING – MANUAL OPERATION. 100% LIGHTS ON AND SIGNS OFF.
- DAY – AUTOMATIC OPERATION FROM 10.00 AM TO 3.30 PM.
- AFTERNOON – AUTOMATIC OPERATION FROM 3.30 PM TO DUSK.
- EVENING – AUTOMATIC OPERATION FROM DUSK TO 8.30 PM.
- NIGHT – AUTOMATIC OPERATION FROM 8.30 PM TO CLOSING.
- CLOSED – MANUAL OPERATION. 100% ON FOR 15 MINUTES THEN TO A SECURITY MODE.

EXTERNAL

- DAY – AUTOMATICALLY OFF FROM DAWN TO DUSK.
- NIGHT – AUTOMATICALLY ON FROM DUSK UNTIL 15 MINUTES PAST CLOSING.
- CLOSED – MANUAL OPERATION. NIGHT MODE FOR 15 MINUTES THEN TO A SECURITY MODE.

SET THE ILLUMINATION LEVELS IN CONSULTATION WITH THE VENUE MANAGER AND OBTAIN WRITTEN APPROVAL FROM THE VENUE MANAGER OF THEIR ACCEPTANCE OF THE ILLUMINATION SCENE LEVELS FOR EACH STAGED HANDOVER AND SUBMIT A COPY OF THE APPROVAL TO THE ARCHITECT.

PROVIDE PHILIPS DYNALITE PROGRAMMABLE SWITCH PANELS PE SENSORS AND TIME CLOCKS AS NECESSARY. EACH FUNCTIONAL AREA IS TO BE PROVIDED WITH A SWITCHPANEL IN A NON-CUSTOMER ACCESSIBLE POSITION WITH THE ABILITY TO MANUALLY INSTIGATE THE ABOVE SCENES.

DIN RAIL MOUNT THE PHILIPS DYNALITE CONTROL EQUIPMENT WITHIN THE ASSOCIATED SWITCHBOARD.

ALL OF THE LIGHT FITTINGS, LAMPS AND ACCESSORIES ARE TO BE PROVIDED AS PART OF THIS CONTRACT. THE LIGHTING COMPONENT OF THIS CONTRACT INCLUDES, BUT IS NOT LIMITED TO THE FOLLOWING EXTENT OF WORK:
- LIGHTING.
- LIGHT FITTINGS AND ACCESSORIES.
- EMERGENCY AND EXIT LIGHTING.
- EARTHING OF THE LIGHTING INSTALLATION.
- LIGHTING CONTROL.
- PHILIPS DYNALITE LIGHTING CONTROL SYSTEM.
- LIGHTING SUBCIRCUITS.
- TESTING AND COMMISSIONING.
- RECONNECTION OF THE EXISTING LIGHTING THAT REMAINS.
- REMOVAL OF ALL EXISTING REDUNDANT LIGHTING SERVICES INCLUDING THE REDUNDANT LIGHTING CONTROL SYSTEM.

COMMISSION THE LIGHTING CONTROL AT PRACTICAL COMPLETION AND AGAIN THREE TIMES DURING THE DEFECTS AND LIABILITY PERIOD TO THE SATISFACTION OF THE OPERATOR.

DALI TO PHASE DIMMING CONVERTERS ARE NOT ACCEPTABLE.

8. DOCUMENTATION

WITHIN TWO WEEKS OF PRACTICAL COMPLETION PROVIDE THE FOLLOWING DOCUMENTATION.

AS CONSTRUCTED DRAWINGS INCLUDING:
- ELECTRICIANS NAME AND CONTACT DETAILS.
- PROJECT NAME, ADDRESS AND DATE OF PRACTICAL COMPLETION.
- FITTING POSITIONS AND TYPES CROSS REFERENCED TO A FITTING / EQUIPMENT SCHEDULE.
- OUTLET, SWITCH, AND CONNECTION POSITIONS CROSS REFERENCED TO A FITTING / EQUIPMENT SCHEDULE.
- REMOTE DRIVER LOCATIONS.
- CIRCUITS CROSS REFERENCED TO A DISTRIBUTION BOARD SCHEDULE.
- LIGHTING CONTROL CHANNELS CROSS REFERENCED TO A LIGHTING CONTROL SCHEDULE.
- POWER SCHEMATIC.
- SWITCHBOARD SHOP DRAWINGS.
- CABLE ACCESS ROUTES.

A FITTING / EQUIPMENT SCHEDULE INCLUDING:
- FITTING DETAILS INCLUDING THE MANUFACTURERS CATALOGUE NUMBERS WITH THE TYPES CROSS REFERENCED TO THE AS CONSTRUCTED DRAWINGS.
- OUTLETS AND SWITCHES INCLUDING THE MANUFACTURERS CATALOGUE NUMBERS WITH THE TYPES CROSS REFERENCED TO THE AS CONSTRUCTED DRAWINGS.

DISTRIBUTION BOARD SCHEDULES CROSS REFERENCED TO THE AS CONSTRUCTED DRAWINGS.

LIGHTING CONTROL SCHEDULE CROSS REFERENCED TO THE AS CONSTRUCTED DRAWINGS.

PHOTOS OF EACH SWITCHBOARD INCLUDING:
- CLOSED POSITION SUCH THAT THE SWITCHBOARD DESIGNATION AND CLEARANCE IS VISIBLE.
- THE SUBMAIN LABEL.
- DOOR/S OPEN ESCUTCHEON/S CLOSED SUCH THAT THE SPARE CAPACITY AND LABELLING IS VISIBLE.
- DOOR/S OPEN ESCUTCHEON/S REMOVED SUCH THAT THE SWITCHGEAR AND INTERNAL CABLING IS VISIBLE.

NOTES

9. EMERGENCY AND EXIT LIGHTING

PROVIDE A SINGLE POINT EMERGENCY LIGHTING SYSTEM THAT COMPLIES WITH THE LATEST ISSUE OF ALL PARTS AS2293 AND THE RELEVANT PARTS OF THE NCC BCA. INSTALL EMERGENCY LIGHT FITTINGS NOMINATED AS MAINTAINED WITH THE LAMP PERMANENTLY ON SUPPLIED VIA AN UNSWITCHED ACTIVE MAINS SUPPLY WHEN THE MAINS SUPPLY IS AVAILABLE. WHEN THE MAINS SUPPLY IS NOT AVAILABLE, THE LAMP IS TO REMAIN ON SUPPLIED BY THE EMERGENCY PACK. SINGLE LAMP MAINTAINED EMERGENCY LIGHTS ARE NOT SWITCHED WITH THE LOCAL GENERAL AREA LIGHTING. (THE LAMP IS ALWAYS ON.)

INSTALL EMERGENCY LIGHT FITTINGS NOMINATED AS NON-MAINTAINED AS FOLLOWS:

- IF THE FITTING IS NOT BEING SWITCHED, THE LAMP IS TO REMAIN OFF WHEN THE MAINS SUPPLY IS AVAILABLE. WHEN THE MAINS SUPPLY IS NOT AVAILABLE THE LAMP IS TO BE SWITCHED ON SUPPLIED BY THE EMERGENCY PACK. UNSWITCHED SINGLE LAMP NON-MAINTAINED EMERGENCY LIGHTS ARE NOT SWITCHED WITH THE LOCAL GENERAL AREA LIGHTING. (THE LAMP IS ON ONLY WHEN THE MAINS SUPPLY IS NOT AVAILABLE.)
- IF THE FITTING IS BEING SWITCHED, THE LAMP IS TO BE SUPPLIED AND CONTROLLED WITH THE LOCAL GENERAL AREA LIGHTING WHEN THE MAINS SUPPLY IS AVAILABLE. WHEN THE MAINS SUPPLY IS NOT AVAILABLE THE LAMP IS TO BE SWITCHED ON, SUPPLIED BY THE EMERGENCY PACK. (THE LAMP IS ON WHEN TURNED ON WITH THE LOCAL GENERAL LIGHTING OR THE MAIN SUPPLY IS NOT AVAILABLE.)

INSTALL EMERGENCY LIGHTS SUCH THAT THE STATUS INDICATOR L.E.D. IS CLEARLY VISIBLE AND THE TEST BUTTONS ARE READILY ACCESSIBLE. LABEL EACH CIRCUIT BREAKER WHICH CONTROLS THE UNSWITCHED ACTIVE TO EXIT LIGHTS WITH A LABEL FIXED ADJACENT; ENGRAVED PLASTIC LAMINATE, GREEN BACKGROUND WITH WHITE CHARACTERS: -

WARNING
INTERRUPTING SUPPLY WILL DISCHARGE
EMERGENCY LIGHTING BATTERIES

PROVIDE WRITTEN EVIDENCE OF THE INITIAL COMMISSIONING AND TESTING AND TESTING FOR THE DURATION OF THE MAINTENANCE PERIOD IN ACCORDANCE WITH AS 2293.2.

THIS EVIDENCE IS TO BE IN THE FORM OF A LOG BOOK SIMILAR TO THE GENERAL LIGHTING SERVICE PTY LTD "EMERGENCY LIGHTING MAINTENANCE LOG BOOK AND MANUAL" WHICH IS TO BE PROVIDED BY THE ELECTRICAL SUB-CONTRACTOR AND HAVE ALL ENTRIES FULLY COMPLETED AND BE PRESENTED FOR INSPECTION AT PRACTICAL COMPLETION. THE LOG BOOK IS TO BE RETAINED BY THE ELECTRICAL SUB-CONTRACTOR FOR THE DURATION OF THE MAINTENANCE PERIOD, AND THE SIX MONTHLY TEST AND MAINTENANCE RESULTS ENTERED. THE LOG BOOK IS TO BE PRESENTED FOR APPROVAL AT FINAL COMPLETION (EXPIRY OF THE MAINTENANCE PERIOD) AND WILL BE FORWARDED TO THE OPERATOR FOR THEIR USE.

PROVIDE MAINTENANCE OF THE EMERGENCY AND EXIT LIGHTING INSTALLATION INCLUDING RECORDS IN ACCORDANCE WITH THE LATEST ISSUE OF ALL PARTS AS2293 AND THE RELEVANT PARTS OF THE NCC BCA. PROVIDE THE EMERGENCY LIGHTING SYSTEM WITH A SUPPLY SENSING AND TESTING FACILITY IN ACCORDANCE WITH AS 2293.1.

10. GAMING

THE GAMING ELECTRICIAN WILL BE ENGAGED DIRECTLY BY ENDEAVOUR GROUP TO UNDERTAKE THE FOLLOWING:
- COMMUNICATIONS CABLING.
- CIRCUITS FROM GAMING DISTRIBUTION BOARD DB-2 VIA THE LIGHTING CONTROL SYSTEM AS NECESSARY TO:
- GAMING MACHINES.
- GAMING MODEMS.
- GAMING MACHINE SIGNAGE.
- GAMING ROOM CRTS.
- GAMING ROOM CABLE ACCESS EXCLUDING FLOOR CHASES AND REINSTATEMENT OF THE FLOOR CHASES.

THE BUILDING WORKS ELECTRICAL SUB CONTRACT INCLUDES THE DISTRIBUTION BOARD DB-G SWITCHGEAR AS DETAILED IN THE DB-G SCHEDULE AND LIGHTING CONTROL CHANNELS AS DETAILED IN THE LIGHTING CONTROL SCHEDULE FOR THE GAMING ELECTRICIAN TO USE.

ALL OTHER REMAINING ELECTRICAL SERVICES WITHIN THE GAMING ROOM ARE TO BE PROVIDED AS PART OF THE BUILDING WORKS ELECTRICAL SUB CONTRACT.

11. TAB

THE GAMING ELECTRICIAN WILL BE ENGAGED DIRECTLY BY ENDEAVOUR GROUP TO UNDERTAKE THE FOLLOWING:
- COMMUNICATIONS CABLING.
- CIRCUITS FROM DISTRIBUTION BOARD DB-G TO:
- TAB UNITS.
- TAB TELEVISIONS.

THE BUILDING WORKS ELECTRICAL SUB CONTRACT INCLUDES THE DISTRIBUTION BOARD DB-G SWITCHGEAR AS DETAILED IN THE DB-G SCHEDULE FOR THE GAMING ELECTRICIAN TO USE.

ALL OTHER REMAINING ELECTRICAL SERVICES WITHIN THE TAB ROOM ARE TO BE PROVIDED AS PART OF THE BUILDING WORKS ELECTRICAL SUB CONTRACT.

12. ABBREVIATIONS

A – AMP CURRENT RATING
AB – MOUNT ABOVE BENCH.
AFFL – ABOVE FINISHED FLOOR LEVEL.
BB – MOUNT BELOW BENCH.
BH – MOUNT ON BULKHEAD.
CEIL – MOUNT ON CEILING.
CS – MOUNT WITHIN CEILING SPACE.
C/W – COMPLETE WITH.
DW – DISHWASHER.
HP – HOT PLATE.
HWS – HOT WATER SYSTEM.
MCB – MINIATURE CIRCUIT BREAKER.
MSB – MAIN SWITCHBOARD.
MSSB – MECHANICAL SERVICES SWITCHBOARD.
MW – MICROWAVE.
N – NEON / LED INDICATOR WHEN ON.
NTS – NOT TO SCALE.
OV – OVEN.
QDC – QUEENSLAND DEVELOPMENT CODE.
RCBO – CIRCUIT BREAKER C/W AN INTEGRAL 30mA RESIDUAL CURRENT DEVICE.
RCD – CIRCUIT PROTECTED VIA A 30mA RESIDUAL CURRENT DEVICE.
REF – REFRIGERATOR.
UNO – UNLESS NOTED OTHERWISE.
WP – WEATHERPROOF TO IP56 UNO.
500 – NUMBER DENOTES MOUNTING HEIGHT AFFL.

THE COPYRIGHT OF THIS DRAWING REMAINS THE PROPERTY OF THE ELECTRICAL DESIGN GROUP.		
USE FIGURED DIMENSIONS IN PREFERENCE TO SCALE.		
ALL DIMENSIONS TO BE VERIFIED ONSITE.		

C	CONSTRUCTION	20/11/2025
REV:	DESCRIPTION:	DATE:

ELECTRICAL DESIGN GROUP
ELECTRICAL BUILDING SERVICES CONSULTANTS

BRISBANE: P.O. Box 15 Sherwood Qld 4075
Phone: (07) 3278 4375
Email: brisbane@edg.net.au
Web: www.edg.net.au

ELECTRICAL DESIGN GROUP BRISBANE PTY LTD
ACN 092 710 793

TRADING AS:
ELECTRICAL DESIGN GROUP

PROJECT:

FOREST LAKE TAVERN

SITE ADDRESS:

245 FOREST LAKE BOULEVARD
FOREST LAKE, QUEENSLAND

SCALE: SHEET SIZE:

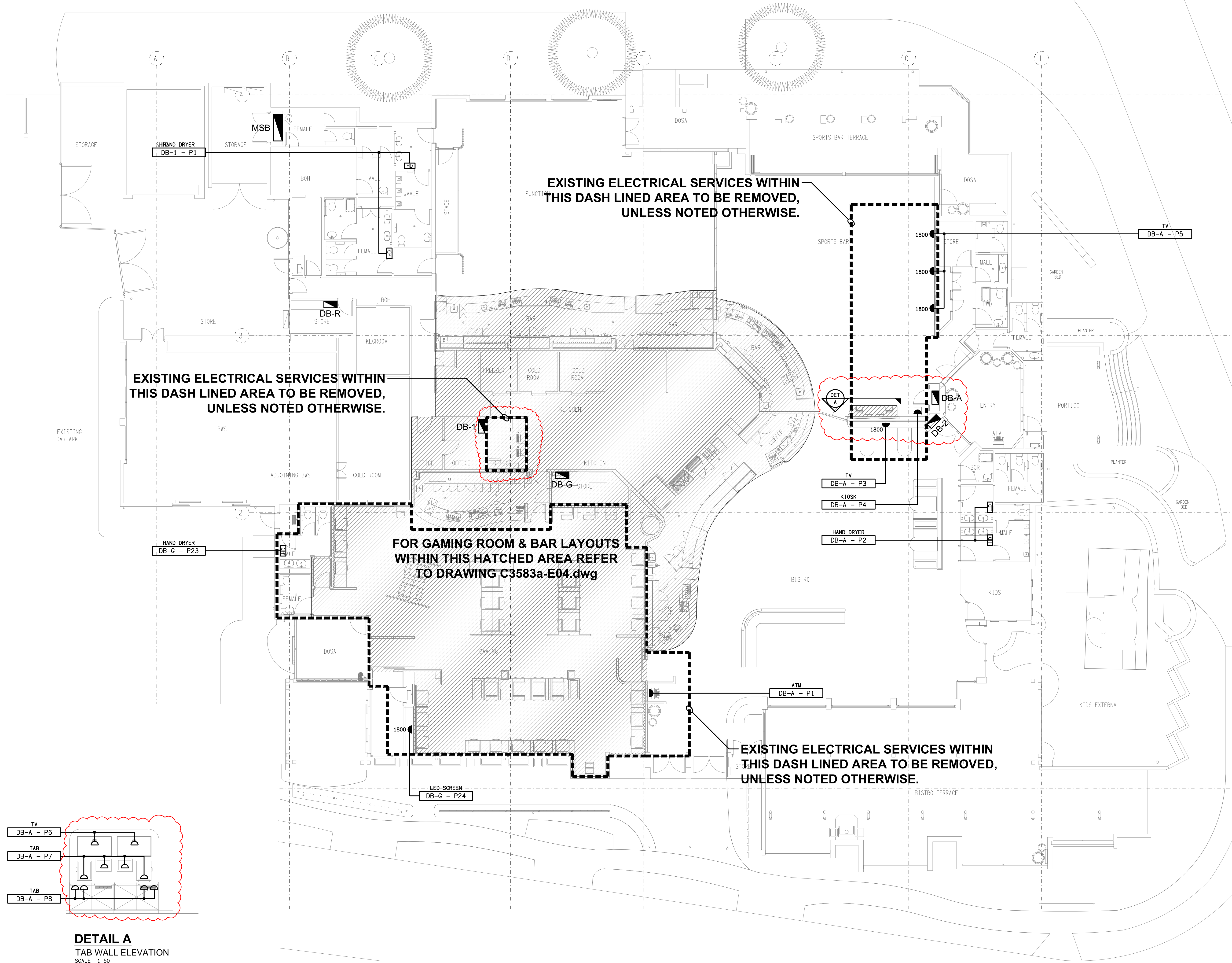
NOT TO SCALE AT A1

DRAWING TITLE:

ELECTRICAL SERVICES
NOTES

PROJECT NO: DRAWING NO: REVISION:

C3583a E02 C



EXISTING ELECTRICAL SERVICES WITHIN THIS DASH LINED AREA TO BE REMOVED, UNLESS NOTED OTHERWISE.

EXISTING ELECTRICAL SERVICES WITHIN THIS DASH LINED AREA TO BE REMOVED, UNLESS NOTED OTHERWISE.

FOR GAMING ROOM & BAR LAYOUTS WITHIN THIS HATCHED AREA REFER TO DRAWING C3583a-E04.dwg

EXISTING ELECTRICAL SERVICES WITHIN THIS DASH LINED AREA TO BE REMOVED, UNLESS NOTED OTHERWISE.

DETAIL A
TAB WALL ELEVATION
SCALE: 1:50

C	CONSTRUCTION	20/11/2025
REV:	DESCRIPTION:	DATE:

ELECTRICAL DESIGN GROUP
ELECTRICAL BUILDING SERVICES CONSULTANTS

BRISBANE: P.O. Box 15, Sherwood Qld 4075
Phone: (07) 3278 4375
Email: brisbane@edg.net.au
Web: www.edg.net.au

ELECTRICAL DESIGN GROUP BRISBANE PTY LTD
ACN 092 710 793

TRADING AS:
ELECTRICAL DESIGN GROUP

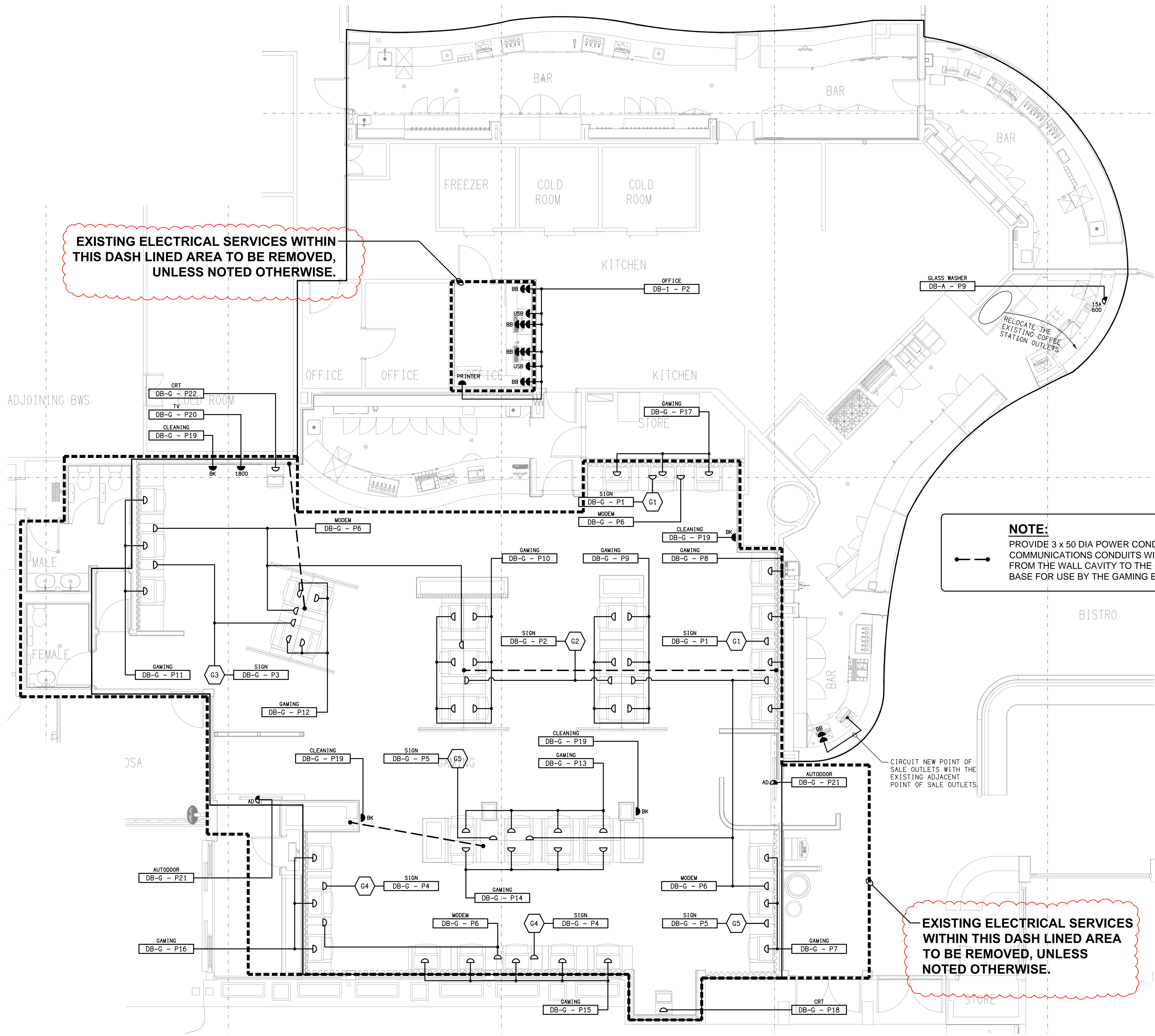
PROJECT:
FOREST LAKE TAVERN

SITE ADDRESS:
**245 FOREST LAKE BOULEVARD
FOREST LAKE, QUEENSLAND**

SCALE: 1:100
SHEET SIZE: AT A1

DRAWING TITLE:
**ELECTRICAL SERVICES
FLOOR PLAN**

PROJECT NO: DRAWING NO: REVISION:
C3583a E03 C



NOTE:

PROVIDE 3 x 50 DIA POWER CONDUITS AND 2 x 50 DIA COMMUNICATIONS CONDUITS WITHIN FLOOR CHASES FROM THE WALL CAVITY TO THE GAMING MACHINE BASE FOR USE BY THE GAMING ELECTRICIAN.

C	CONSTRUCTION	20/11/2025
REV:	DESCRIPTION:	DATE:

ELECTRICAL DESIGN GROUP
ELECTRICAL BUILDING SERVICES CONSULTANTS

BRISBANE: P.O. Box 15 Sherwood Qld 4075
Phone: (07) 3278 4375
Email: brisbane@edg.net.au
Web: www.edg.net.au

ELECTRICAL DESIGN GROUP BRISBANE PTY LTD
ACN 092 710 793

TRADING AS:
ELECTRICAL DESIGN GROUP

PROJECT:
FOREST LAKE TAVERN

SITE ADDRESS:
**245 FOREST LAKE BOULEVARD
FOREST LAKE, QUEENSLAND**

SCALE: 1:50 SHEET SIZE: AT A1

DRAWING TITLE:
**ELECTRICAL SERVICES
GAMNG ROOM & BAR
FLOOR PLANS**

PROJECT NO: DRAWING NO: REVISION:
C3583a E04 C

NOTE:
REFER TO DRAWING C3583a-E06.dwg FOR
ADDITIONAL JOINERY & WALL LIGHTING PLAN.

**EXISTING ELECTRICAL
SERVICES WITHIN THIS DASH
LINED AREA TO REMAIN AS IS,
UNLESS NOTED OTHERWISE.**

CIRCUIT WITH THE
ADJACENT EXISTING
OFFICE LIGHTS.

C	CONSTRUCTION	20/11/2025
REV:	DESCRIPTION:	DATE:

ELECTRICAL DESIGN GROUP
ELECTRICAL BUILDING SERVICES CONSULTANTS

BRISBANE: P.O. Box 15 Sherwood Qld 4075
Phone: (07) 3278 4375
Email: brisbane@edg.net.au
Web: www.edg.net.au

ELECTRICAL DESIGN GROUP BRISBANE PTY LTD
ACN 092 710 793

TRADING AS:
ELECTRICAL DESIGN
GROUP

PROJECT:
FOREST LAKE TAVERN

SITE ADDRESS:
**245 FOREST LAKE BOULEVARD
FOREST LAKE, QUEENSLAND**

SCALE: 1:100 SHEET SIZE: A1

DRAWING TITLE:
**ELECTRICAL SERVICES
REFLECTED CEILING PLAN**

PROJECT NO: DRAWING NO: REVISION:

C3583a E05 C

THE COPYRIGHT OF THIS DRAWING REMAINS THE PROPERTY OF THE ELECTRICAL DESIGN GROUP.

USE FIGURED DIMENSIONS IN PREFERENCE TO SCALE.

ALL DIMENSIONS TO BE VERIFIED ONSITE.

DETAIL D

GAMING ENTRY LIGHTING ELEVATION
SCALE 1:100

DETAIL C

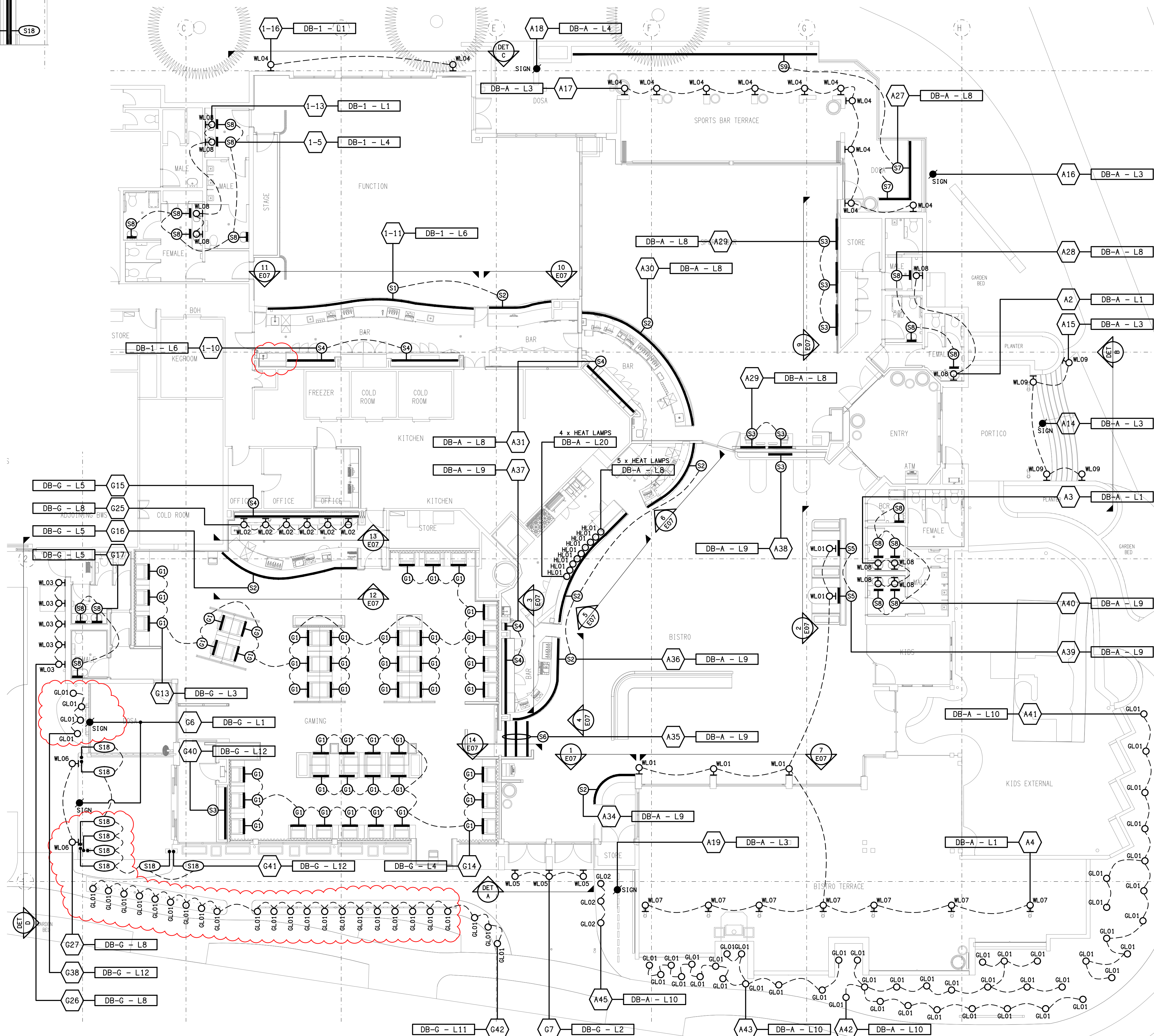
FUNCTION WALL LIGHTING ELEVATION
SCALE 1:100

DETAIL B

MAIN ENTRY LIGHTING ELEVATION
SCALE 1:100

DETAIL A

EAST SIDE ENTRY ELEVATION
SCALE 1:100



C	CONSTRUCTION	20/11/2025
REV:	DESCRIPTION:	DATE:

ELECTRICAL DESIGN GROUP
ELECTRICAL BUILDING SERVICES CONSULTANTS

BRISBANE: P.O. Box 15 Sherwood Qld 4075
Phone: (07) 3278 4375
Email: brisbane@edg.net.au
Web: www.edg.net.au

ELECTRICAL DESIGN GROUP BRISBANE PTY LTD
ACN 092 710 793

PROJECT:
FOREST LAKE TAVERN

SITE ADDRESS:
245 FOREST LAKE BOULEVARD
FOREST LAKE, QUEENSLAND

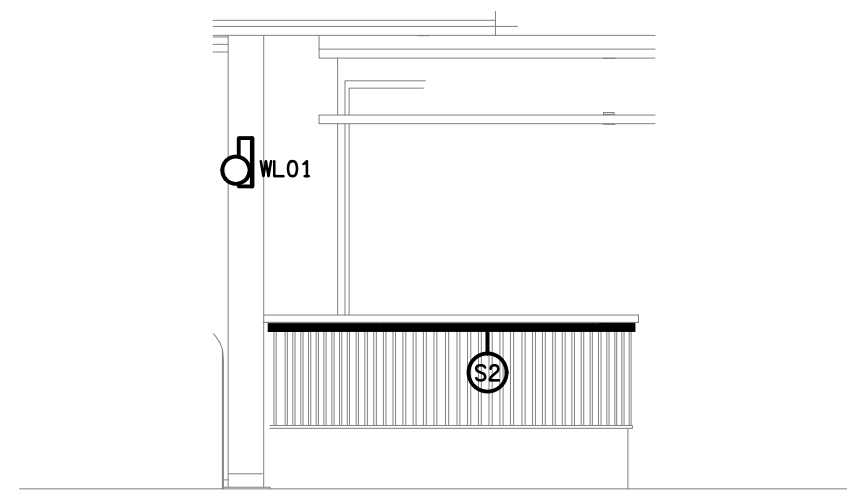
SCALE: 1:100
SHEET SIZE: AT A1

DRAWING TITLE:

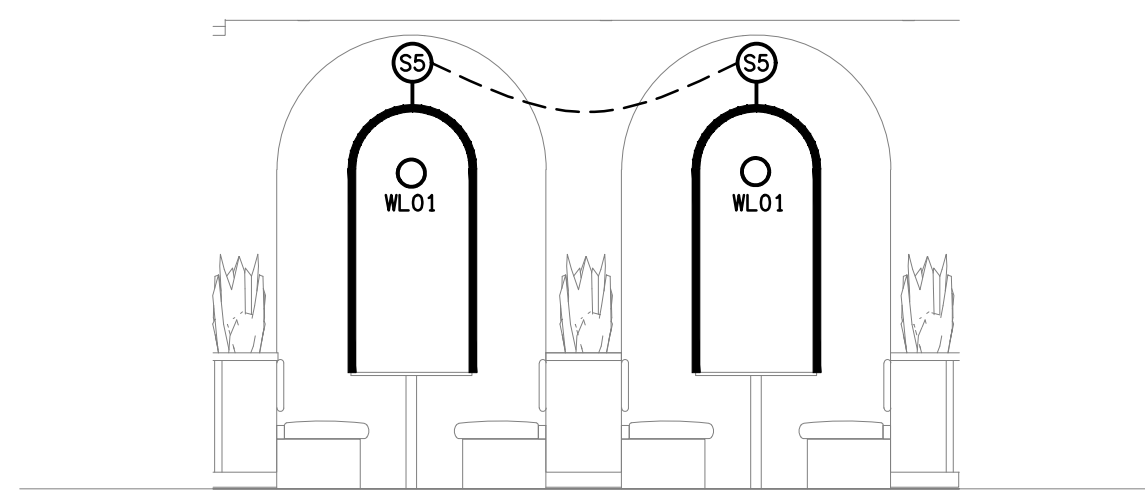
**ELECTRICAL SERVICES
JOINERY & WALL LIGHTING
PLAN**

PROJECT NO: DRAWING NO: REVISION:

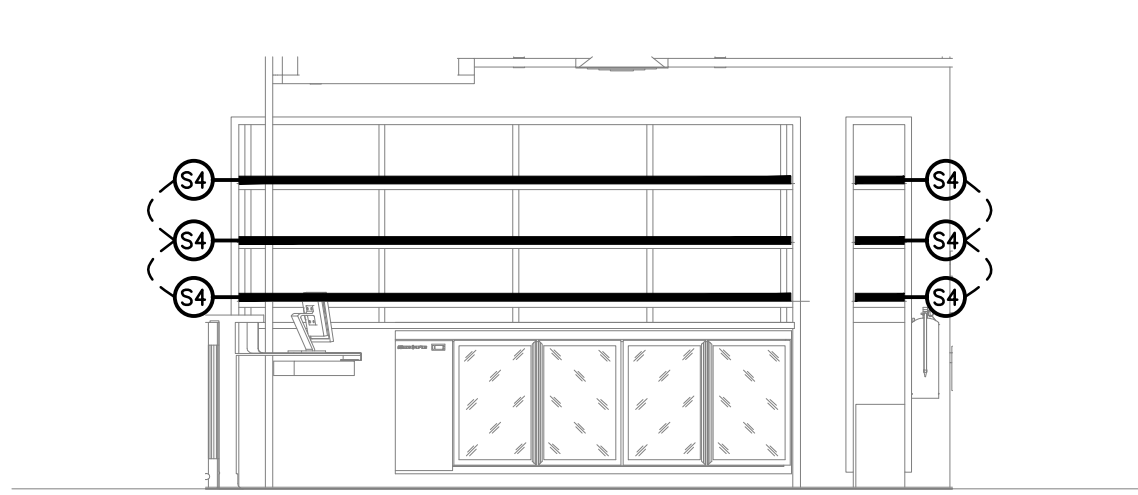
C3583a E06 C



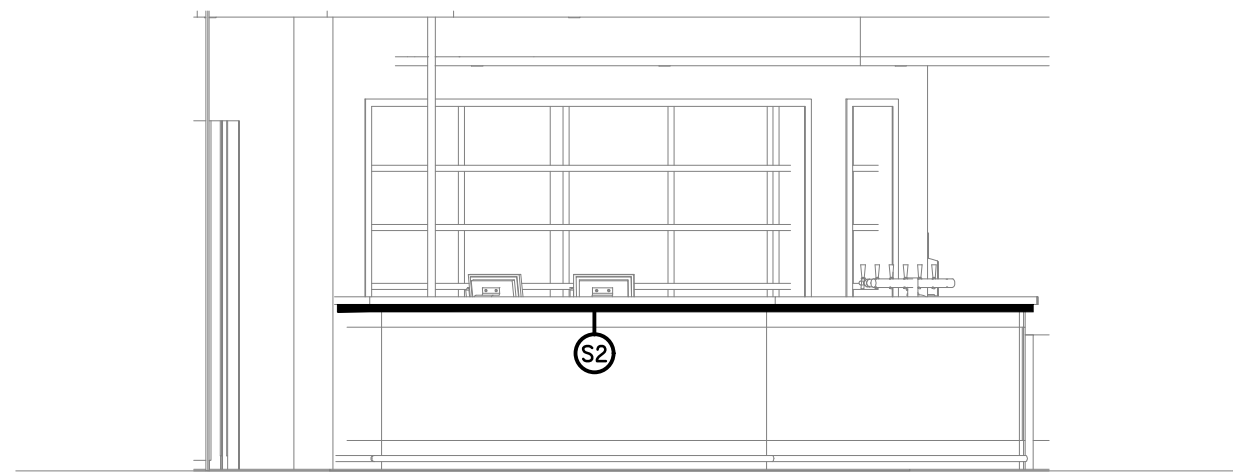
1 Lighting Elevation - Bistro
1: 50



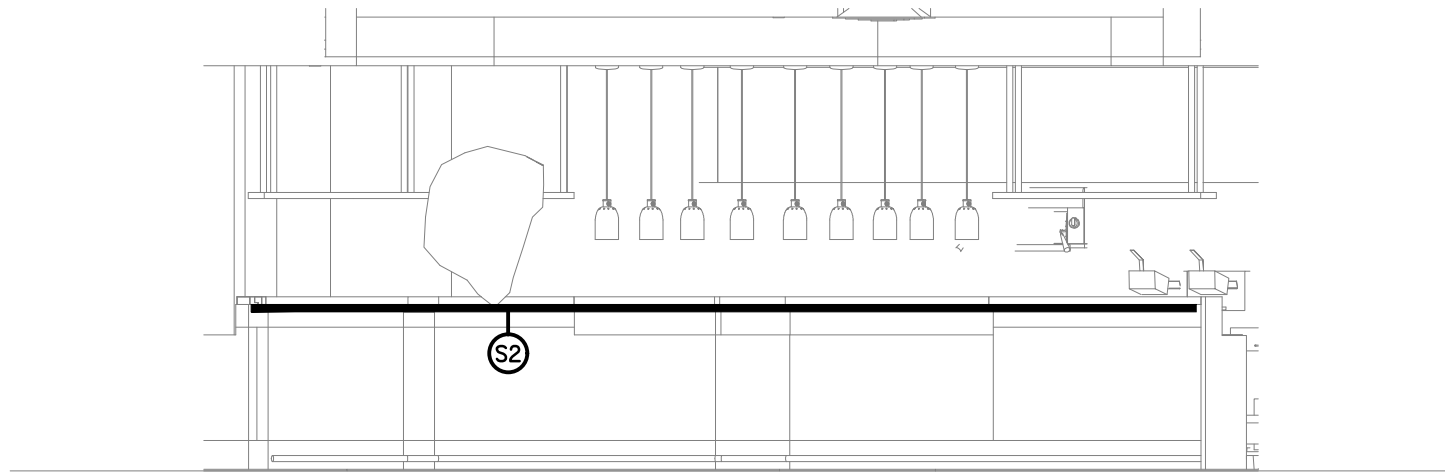
2 Lighting Elevation - Bistro
1: 50



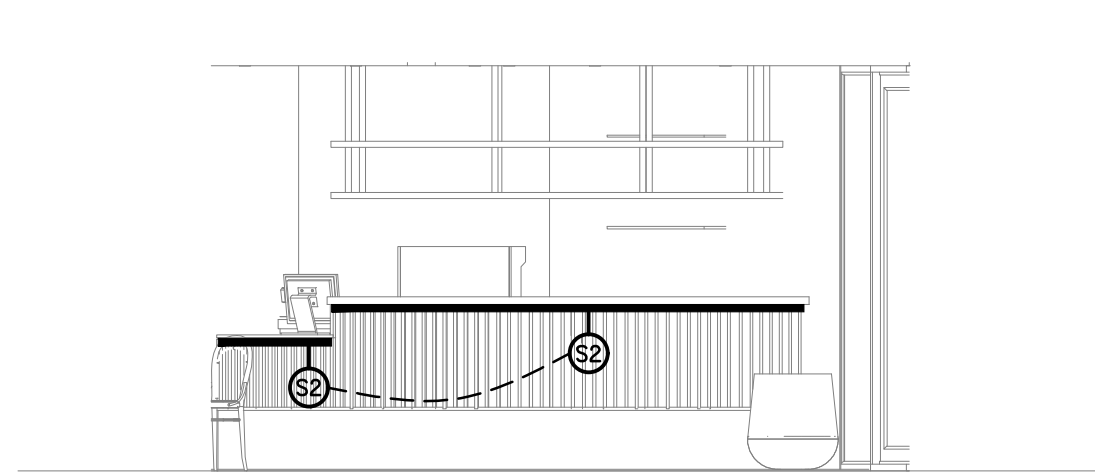
3 Lighting Elevation - Bistro
1: 50




4 Lighting Elevation - Bistro
1: 50



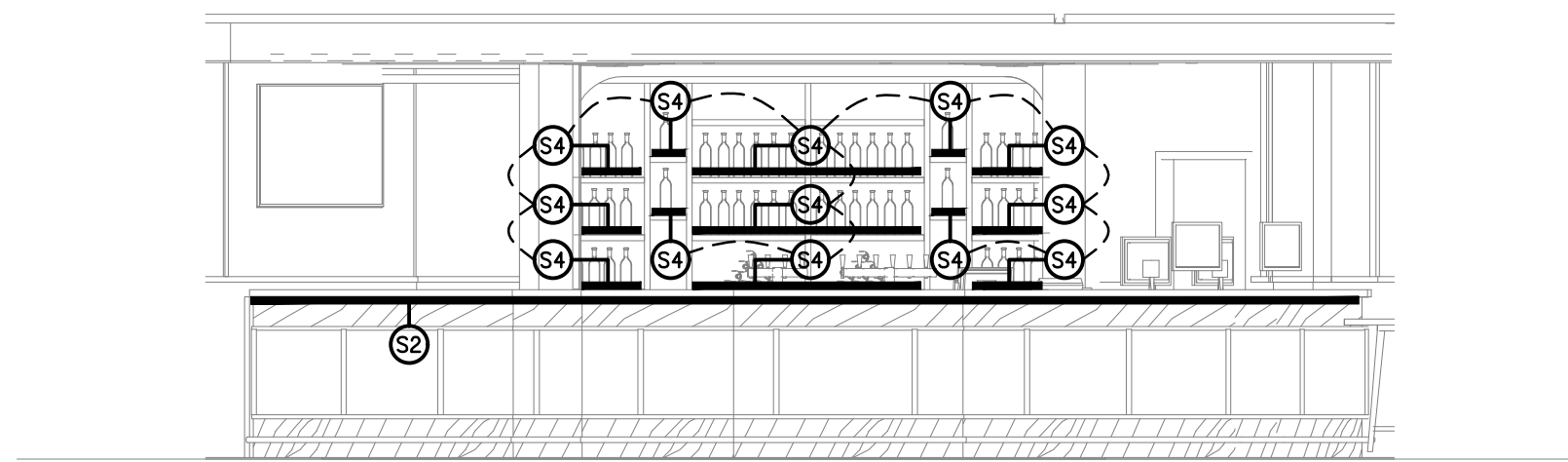
5 Lighting Elevation - Bistro
1: 50



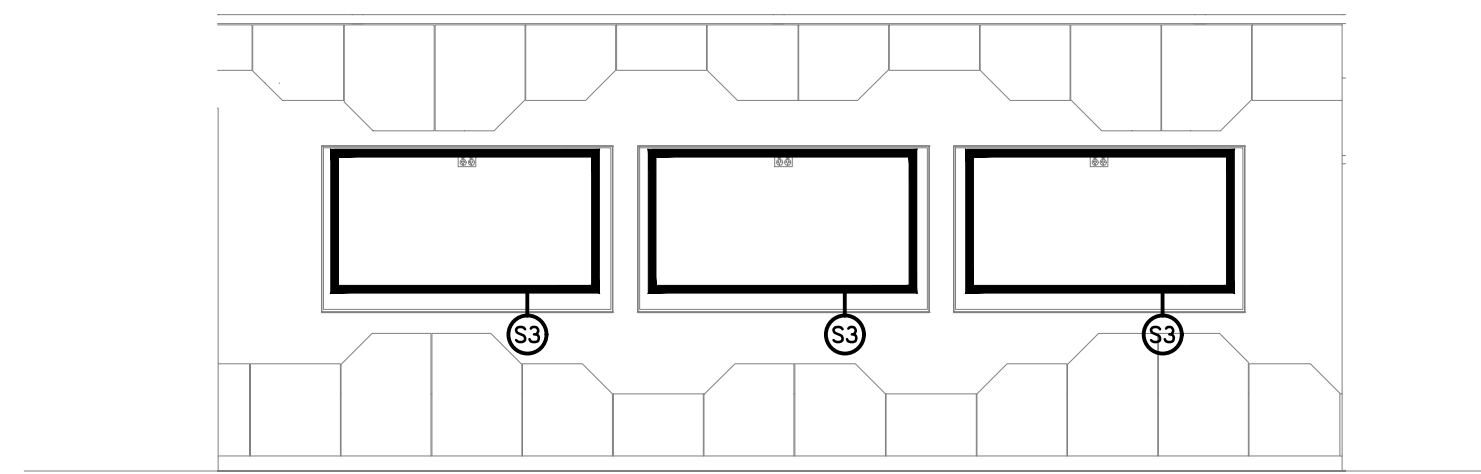
6 Lighting Elevation - Bistro
1: 50



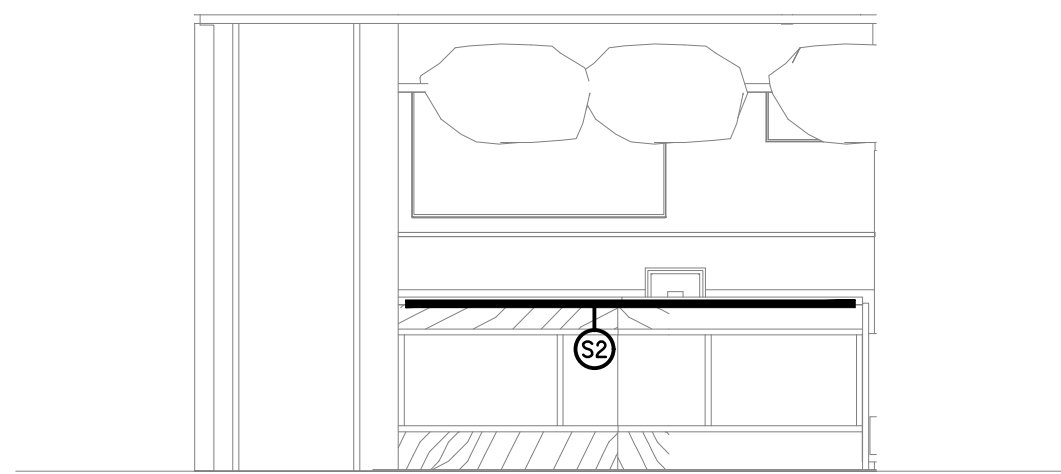
7 Lighting Elevation - Bistro
1: 50



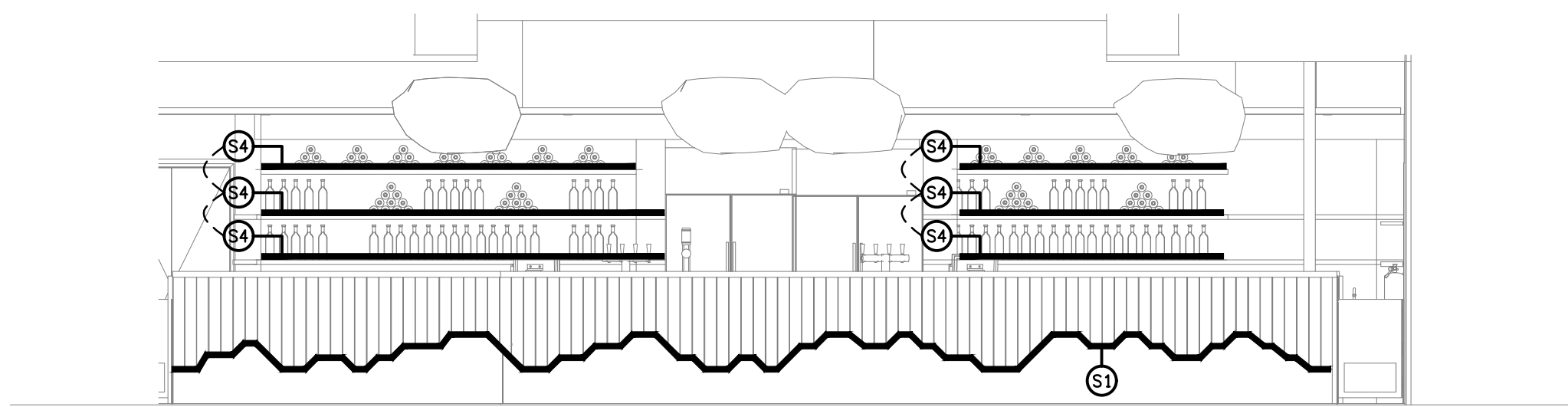
8 Lighting Elevation - Sports
1: 50



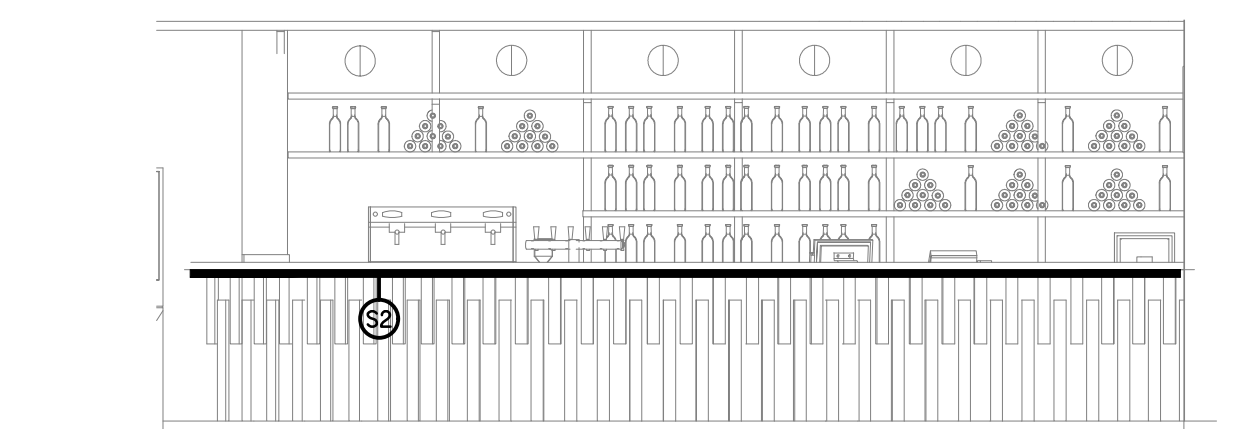
9 Lighting Elevation - Sports
1: 50



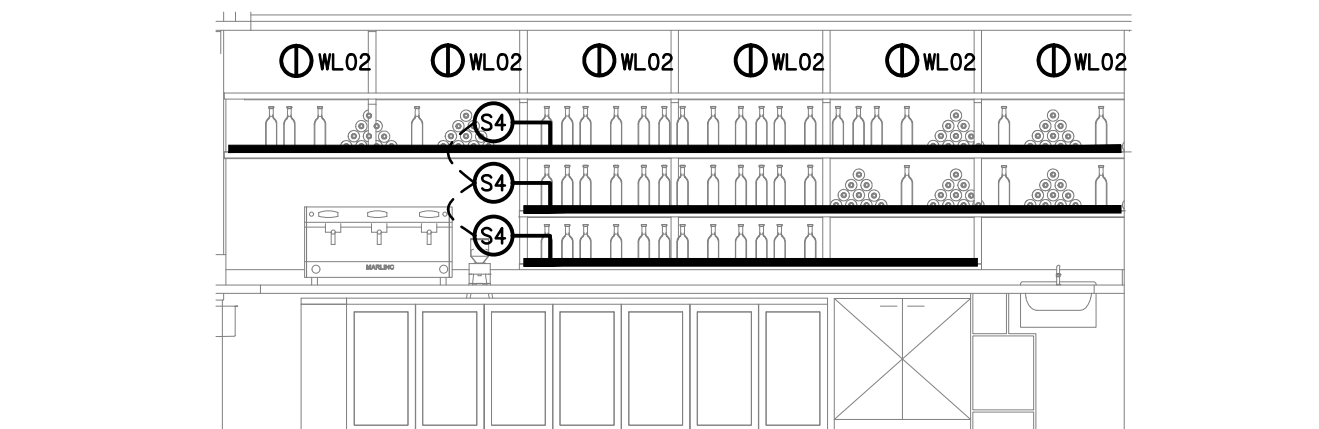
10 Lighting Elevation - Function
1: 50



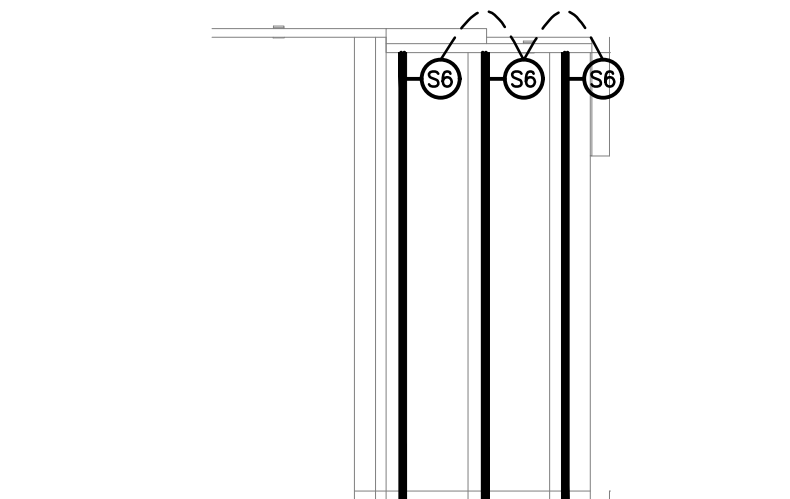
11 Lighting Elevation - Function
1: 50



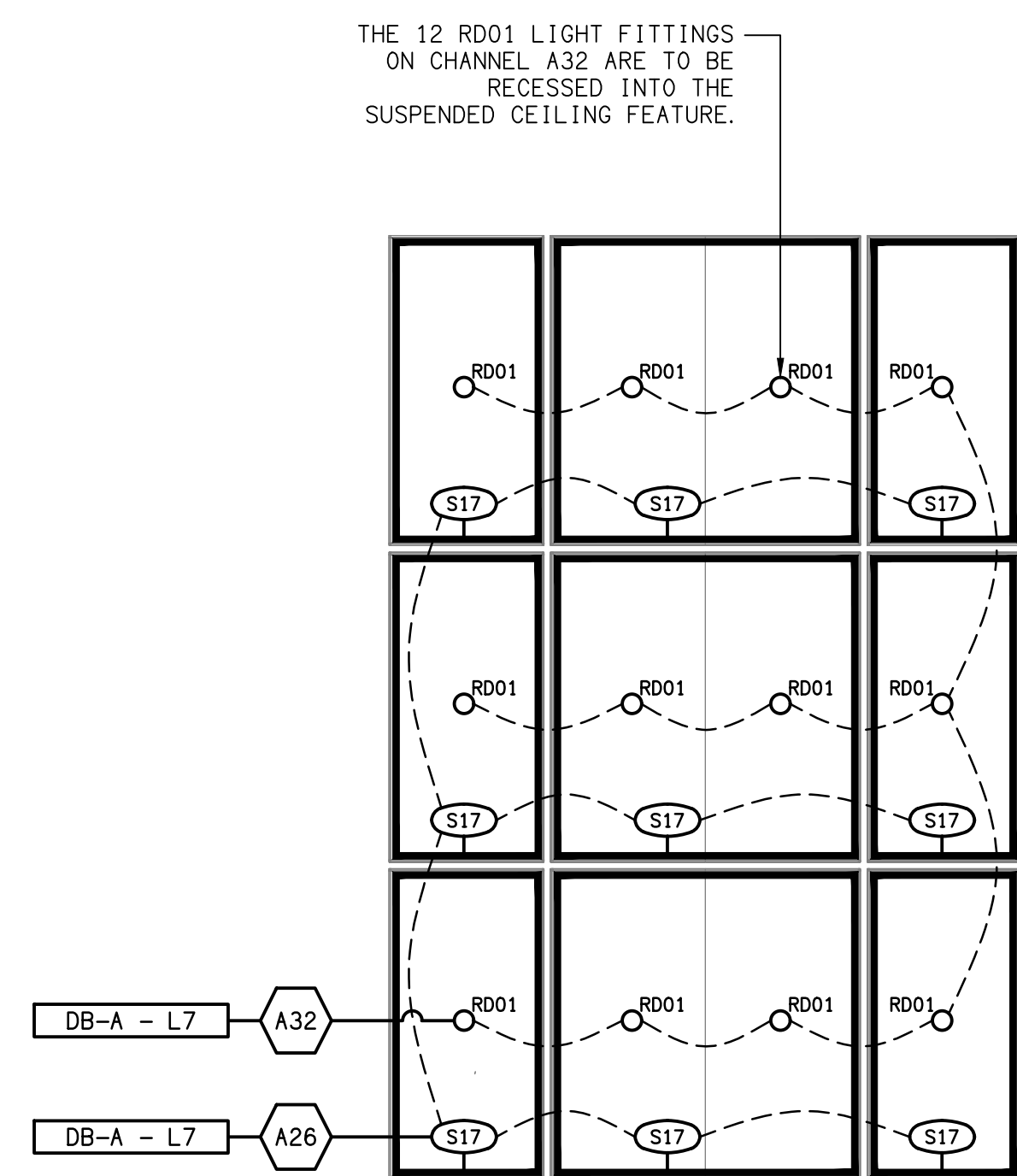
12 Lighting Elevation - Gaming
1: 50



13 Lighting Elevation - Gaming
1: 50



14 Lighting Elevation - Gaming Entry
1: 50



15 Sports Ceiling Feature Plan
1: 50

THE COPYRIGHT OF THIS DRAWING REMAINS THE PROPERTY OF THE ELECTRICAL DESIGN GROUP.

USE FIGURED DIMENSIONS IN PREFERENCE TO SCALE.

ALL DIMENSIONS TO BE VERIFIED ONSITE.

C	CONSTRUCTION	20/11/2025
REV:	DESCRIPTION:	DATE:

ELECTRICAL DESIGN GROUP
ELECTRICAL BUILDING SERVICES CONSULTANTS

BRISBANE: P.O. Box 15 Sherwood Qld 4075
Phone: (07) 3278 4375
Email: brisbane@edg.net.au
Web: www.edg.net.au

ELECTRICAL DESIGN GROUP BRISBANE PTY LTD
ACN 092 710 793

TRADING AS:
ELECTRICAL DESIGN GROUP

PROJECT:

FOREST LAKE TAVERN

SITE ADDRESS:

**245 FOREST LAKE BOULEVARD
FOREST LAKE, QUEENSLAND**

SCALE: SHEET SIZE:

1:50 AT **A1**

DRAWING TITLE:

**ELECTRICAL SERVICES
JOINERY & WALL LIGHTING
ELEVATIONS**

PROJECT NO: DRAWING NO: REVISION:

C3583a E07 C